



U.S. Department of Veterans Affairs

Office of Construction & Facilities Management

Office of Facilities Planning

Facilities Standards Service



Physical Medicine and Rehabilitation Service

PG-18-12

August 2022
rev. July 2023

designguide

1.0	General.....	1-1
1.1	Foreword	1-1
1.2	Acknowledgements	1-3
1.3	Introduction.....	1-8
1.4	Codes and Standards	1-9
1.4.1	VA Policies/Standards	1-9
1.5	Definitions	1-10
1.6	Abbreviations	1-12
2.0	Planning and Programming	2-1
2.1	General.....	2-1
2.1.1	About VA Physical Medicine and Rehabilitation Service (PMR Svc).....	2-1
2.1.2	The Services	2-1
2.1.3	Trends in PMR Svc	2-3
2.1.4	Guiding Principles	2-5
2.1.5	Flow & Functional Relationships.....	2-8
2.1.6	Renovations	2-11
2.1.7	Pandemic Planning and Preparedness	2-11
2.2	Reception Area	2-12
2.3	Common Patient Area	2-13
2.3.1	Patient Care Rooms	2-13
2.3.2	Cardiopulmonary Rehabilitation Room.....	2-15
2.3.3	Multipurpose Group Room	2-16
2.3.4	Multifunction Room.....	2-17
2.4	Common Clinical Staff Area	2-19
2.4.1	Therapist and Physiatrist Work Areas.....	2-19
2.4.2	Tele-Therapy Rooms	2-20
2.5	Physical Therapy (PT) Area	2-21
2.5.1	PT Open Treatment Area Zoning and Equipment	2-21
2.5.2	Ceiling Lifts.....	2-24
2.5.2	Semi-Private and Private Space	2-25
2.6	Kinesiotherapy (KT) Area	2-28
2.6.1	KT Open Treatment Area Zoning and Equipment	2-28
2.6.2	Ceiling Lifts.....	2-28
2.6.3	Semi-Private and Private Space	2-29
2.6.4	KT Group Room.....	2-29
2.7	Occupational Therapy (OT) Area	2-30
2.7.1	OT Open Treatment Area Zoning and Equipment.....	2-30
2.7.2	Ceiling Lifts.....	2-32
2.7.3	Semi-Private and Private Space	2-32



2.7.4	OT Activities of Daily Living (ADL)	2-33
2.7.5	Rehab Technology Room	2-37
2.7.6	OT Support Rooms	2-37
2.8	Assistive Technology (ATech) Area	2-39
2.9	Chiropractic Care (CC) Area	2-42
2.8.1	CC Exam/Treatment Room	2-42
2.10	Driver Training (DT) Area	2-43
2.10.1	DT Simulator Station	2-43
2.10.2	DT Outdoor Training Vehicle Area	2-44
2.11	Aquatic Therapy (AT) Area	2-45
2.11.1	AT Pool and AT Pool Deck	2-45
2.11.2	AT Treadmill Pool	2-47
2.11.3	Locker, Shower, Toilet, and Waiting Space	2-47
2.12	Wheelchair Clinic Area	2-50
2.12.1	Wheelchair Fitting/Repair Room	2-50
2.12.2	Wheelchair Clinic Support Rooms	2-51
2.13	Support Area	2-52
2.14	Staff and Administrative Area	2-53
2.15	Education Area	2-55
3.0	Building Technical Considerations	3-1
3.1	VA Policies/Directives/Handbooks, Codes, and Standards	3-1
3.1.1	Local Codes and References	3-1
3.2	Site Considerations	3-2
3.1.1	Physical Security	3-2
3.3	Architectural	3-3
3.3.1	General	3-3
3.3.2	Exterior Building Envelope	3-3
3.3.3	Interior Design	3-3
3.3.4	Accessibility	3-4
3.3.5	Signage & Wayfinding	3-4
3.3.6	Interior Partitions	3-4
3.3.7	Floors	3-5
3.3.8	Interior Walls	3-5
3.3.9	Ceilings	3-5
3.3.10	Doors and Hardware	3-6
3.3.11	Millwork and Casework	3-6
3.3.12	Safety and Security	3-6
3.4	Mechanical Systems: Heating, Ventilation, & Air Condition Systems	3-7
3.4.1	General	3-7
3.4.2	Room Templates & Space Design Criteria	3-7



3.4.3	Seismic Requirements.....	3-7
3.4.4	Aquatic Therapy Moisture Control.....	3-7
3.5	Plumbing Systems.....	3-8
3.5.1	General	3-8
3.5.2	Specific Plumbing Systems	3-8
3.5.3	Plumbing Fixtures and Equipment	3-8
3.5.4	Drainage Systems.....	3-8
3.5.5	Aquatic Therapy Pools	3-8
3.6	Structural.....	3-9
3.3.1	General	3-9
3.3.2	Seismic Design	3-9
3.7	Lighting Systems	3-10
3.7.1	General	3-10
3.7.2	Lighting	3-10
3.8	Electrical Systems	3-11
3.8.1	General	3-11
3.9	Telecommunications, Special Telecom, Monitoring, & Signal Systems	3-12
3.9.1	General	3-12
3.9.2	Information Technology, Wi-Fi, and Public Address	3-12
3.10	Fire Protection & Life Safety	3-13
3.10.1	General	3-13
3.10.2	Fire Protection	3-13
3.10.3	Life Safety	3-13
3.11	Solid Waste Management	3-14
3.11.1	Medical Waste	3-14
3.11.2	General Waste	3-14
3.11.3	Recycling.....	3-14
3.11.4	Reusable Medical Equipment (RME).....	3-14
3.11.5	Soiled Linen.....	3-14
3.12	Equipment: Refer to PG-18-5	3-15
4.0	Room Templates and Reference Plans	4-1
4.1	Disclaimer.....	4-2
4.2	Legend	4-3
4.3	Room Templates, Data Sheets, and Equipment Lists.....	4-5
4.3.1	Exam Room, PMR Svc (CT011)	4-5
4.3.2	General Treatment Room, PMR Svc (CT014)	4-16
4.3.3	Specialty Care Exam Room, PMR Svc (CT018).....	4-26
4.3.4	Multipurpose Group Room, PMR Svc (CT024)	4-36
4.3.5	Therapist Workroom, PMR Svc (CT028)	4-46
4.3.6	CC Exam / Treatment Room, PMR Svc (CT071).....	4-55



4.3.7	OT ADL Kitchen, PMR Svc (CT111); OT ADL Bathroom, PMR Svc (CT112); OT ADL Laundry Room PMR Svc (CT113); OT ADL Bedroom, PMR Svc (CT114).....	4-65
4.3.8	DT Simulator Station, PMR Svc (CT122)	4-81
4.3.9	ATech Lab, PMR Svc (CT131).....	4-90
4.3.10	AT Pool, PMR Svc (CT171); AT Treadmill Pool, PMR Svc (CT172); AT Pool Deck, PMR Svc (CT173); AT Pool Wheelchair Lift, PMR Svc (CT174) AT Treadmill Pool Deck, PMR Svc (CT175)	4-100
4.3.11	Wheelchair Fitting / Repair, PMR Svc (CT202)	4-109
4.4	Reference Plans, Data Sheets, and Equipment Lists	4-119
4.4.1	PT Open Treatment Area	4-119
4.4.2	KT Open Treatment Area	4-135
4.4.3	OT Open Treatment Area.....	4-151



1.0 General

1.1 Foreword

VA Program Offices, project teams, designers and constructors, are obligated to our Nation's Veterans and taxpayers to make the most effective and efficient use of resources, by providing a continuum of safe, secure, high quality, high performance, and high value environments of care and service for Veterans. The VA Office of Construction & Facilities Management (CFM) supports the Department's mission through development and application of standards as a basis for disciplined planning, design, and construction of VA facilities. VA Standards are the culmination of a partnership among the Department of Veterans Affairs (VA), the Veterans Health Administration, Program Officials, Clinicians, Industry, Academic and Research Organizations, Consultants, and the Office of Construction and Facilities Management. Design Guides are developed through integration of VA-specific requirements, Federal law and regulation, benchmarking of industry best practice, evidence-based research and design, and value-based analysis of leading-edge innovation. The result is the establishment of best value standards for optimum functionality, safety, operability, performance, and quality throughout the VA environment of care and service.

Design Guides (PG-18-12) are a critical component of the VA Technical Information Library (TIL) (www.cfm.va.gov/TIL) which provides standards for all VA planning, design, and construction projects. Design Guides focus on selected healthcare departments and services and include an overview narrative of VA-specific planning and design principles and concepts, room templates, equipment lists, and basic technical/engineering requirements. They communicate the basis of design and are required to be utilized by project teams working on new construction and renovations of existing facilities. Design Guides will maximize the effectiveness and efficiency of the planning and design process and ensure a high level of design, while controlling construction, operating, and maintenance costs.

The material contained in Design Guides constitutes a Standard for VA Planning, Design and Construction. For all VA projects, it is required that project teams comply with the following in all phases of project development:

- 1) All applicable VA Standards published in the VA Technical Information Library (TIL) shall be applied as a basis, foundation, and framework in planning, design, and construction. Any substantial variance from Standards shall be considered only as required to accommodate specific site, functional, and operational conditions. Upon consideration of variance CFM shall be consulted, and each Administration will function as Authority Having Jurisdiction for decision. Each substantial variance shall have a basis rationale and be documented in the project record.
- 2) Clinicians, providers, primary users, and other stakeholders shall be involved in all phases of project development to best adapt Standards for specific functional, operational, and site conditions, and to provide optimum service environments for Veterans. This also includes installations and modifications of systems or technology involving safety, security, functionality, or environmental quality. Stakeholder involvement shall be documented in the project record.



Design Guides are not project-specific. It is impossible to foresee all rapidly evolving requirements of healthcare facilities and each site or project will have unique requirements or conditions. Site-specific issues must be addressed within the context of these standards and applied to each individual project. Use of this Guide does not preclude the need for, nor absolve planners, designers, and constructors of their responsibility to provide complete, functional, safe, and secure designs suited to the unique requirements of each project, within budget, and on schedule.

Materials, equipment and systems are shown in an illustrative, performance-based format and are not intended to depict, suggest, or otherwise constitute endorsement of any specific product or manufacturer. Manufacturers should be consulted for actual dimensions, configurations, and utility requirements.

All participants in the project development process must embrace VA Planning, Design and Construction Standards as fundamental in providing optimum environments for Veterans' care and services, in fulfilling VA's mission.

Donald L. Myers, AIA, NCARB
Director, Facilities Standards Service
US Department of Veterans Affairs
Office of Construction & Facilities Management



1.2 Acknowledgements

Credit is due to the following individuals whose leadership, knowledge, skills, and ability made this document possible:

Department of Veterans Affairs

Veterans Health Administration

Joel Scholten, MD	ACOS for Rehabilitation, Physical Medicine and Rehabilitation Services
Diane Waller, MHA, RKT	National Program Manager, Physical Medicine and Rehabilitation Services
Marcella McGee, OTD, OTR/L, ATP	Occupational Therapy Discipline Lead, Physical Medicine and Rehabilitation Services
Mark Havran, PT, DPT	National Lead Physical Therapist, Physical Medicine and Rehabilitation Services
Doug Bidelsbach, MPT	Rehabilitation Planning Specialist, Physical Medicine and Rehabilitation Services
Anthony Lisi	Director of VHA Chiropractic Program, VA New England Healthcare System
Rupam Gakhar, PT, DPT	National Rehabilitation Planning Specialist, Physical Medicine and Rehabilitation Service
Telina Caudill, MS, CCC-SLP, ATP	Speech Pathologist for Assistive Technology, James A. Haley Veterans' Hospital
Ursula Draper, OTR/L, ATP	Assistive Technology, James A. Haley Veterans' Hospital
Bryan Garrison RKT, CDRS	Kinesiotherapy Supervisor, PMR Telehealth Program Manager, James A. Haley Veterans' Hospital
Todd P. Keanan, RKT, CDRS	VHA Driver Rehabilitation Field Advisor, James A. Haley Veterans' Hospital
Dale Chatham, RKT	Rehabilitation Coordinator, New Orleans VA Medical Center
Jason Cordes, CO	Prosthetist, New Orleans VA Medical Center
Robert Mipro, MD	Chief of Rehabilitation Services, New Orleans VA Medical Center



Charles Huang, DO	Section Chief of Physical Medicine & Rehabilitation and Chronic Pain, Orlando VA Medical Center
Jose Rivera, MHA	Administrative Officer for Anesthesia and Physical Medicine, Orlando VA Medical Center
Allison Hickman, DO	Chief of Physical Medicine & Rehabilitation Service, Hunter Holmes McGuire VA Medical Center
Melissa Oliver, MS OTR/L	Assistive Technology Program Director, Hunter Holmes McGuire VA Medical Center
Tanya Scott, DPT	PT Supervisor, Hunter Holmes McGuire VA Medical Center
Jeffrey Denzler, OT	OT Supervisor, Hunter Holmes McGuire VA Medical Center
Dawn Kennedy, RKT	Kinesiotherapist, Hunter Holmes McGuire VA Medical Center
Ann Gulyas, SLP	Polytrauma Rehabilitation Center Program Manager, Hunter Holmes McGuire VA Medical Center
Mandyleigh Smoot, MOT/OTR/L	Associate Director/Chief Experience Officer, Minneapolis VAHCS

Office of Healthcare Environment and Facilities Programs

Christine Emanuelson	Program Manager, Interior Design
Calvin Clawson	Program Manager, Interior Design
Bernardino Guerrero	Program Manager, Sanitation
David Sabol	Architect, Healthcare Engineering

Office of Operations and National Security Service

Don Bronson	Chief, National Communications Systems
-------------	--



Office of Safe Patient Handling and Mobility

Pauline (Tony) Hilton	Program Manager, Safe Patient Handling and Mobility
Marie Martin	PhD Industrial Hygienist, Safe Patient Handling and Mobility Facility Coordinator
Alayna (Tia) Alvis	Facility Coordinator
Tosha Hammer	Facility Coordinator

National Center for Patient Safety

Kendra Betz	Clinical Program Specialist
-------------	-----------------------------

Office of Information & Technology

Kelly Bates	Data Center & Infrastructure Engineer, VHA Office of Infrastructure Operations
-------------	--

Infection Prevention and Control Office

Kathleen DeRoos	Clinical Programs Coordinator, Healthcare Associated Infections (HAI)
-----------------	---

Office of Healthcare Technology Management

Megan Friel	Acting Director, VHA Office of Healthcare Technology Management
-------------	---

Office of Security & Preparedness

Troy Brown	Senior Security Officer
Joel Andrews	Security Specialist



Office of Construction & Facilities Management (003C)

Ross Davidson	Associate Executive Director, Office of Facilities Planning
John Bulick	Director, Facilities Planning Development Services
Donald L. Myers	Director, Facilities Standards Service
Gary Fischer	Senior Healthcare Architect, Facilities Standards Service
Mark Goeller	Project Manager, Architect, Facilities Standards Service
Jacob Brown	Senior Medical Equipment Specialist, Facilities Standards Service
Orest Burdiak	Principal Interior Designer, Facilities Standards Service
Linda Chan	Healthcare Planner / Architect, Facilities Planning Development Service
Ronald Johnson	Architect, Facilities Standards Service
Fred Lau	Structural Engineer, Facilities Standards Service
Jaime Roberts	Architect, Facilities Standards Service
Dave Tash	Senior Mechanical Engineer, Facilities Standards Service
Michael Taylor	Plumbing & Fire Protection Engineer, Facilities Standards Service
David Treece	Senior Healthcare Architect, Consulting Support Service
Bryan Unger	Structural Engineer, Facilities Standards Service
Lam Vu	Senior Electrical Engineer, Facilities Standards Service



Consultants

FFE, Inc.

Jack Bonbright
Kevin Crook
Carter Daniel
Ken Fitzgerald
Patrick Hillier
Gary Lundgren
Greg Pearson
Paul Procario
A.J. Smiley
Clint Weekley
Martha Weekley

Electrical Engineer
Healthcare Planner
Architectural Designer
Mechanical Engineer
Architect
Architect
Plumbing Engineer
Mechanical Engineer
Senior Technical Writer
Principal in Charge
Project Manager

Sub-Consultants

HDR, Inc.

Emilio Arquitola
Allen Buie
Shawn Xu

Equipment Planner
Healthcare Planner
Architect

VA Space Criteria Integration / SEPS Consultant

HDR, Inc.

Ronald Villasante
Cindy Adams

Director of Federal Healthcare Planning
Healthcare Planner



1.3 Introduction

This Design Guide, along with PG-18-9 Chapter 270 Physical Medicine and Rehabilitation Service Space Planning Criteria, and PG-18-5 Physical Medicine and Rehabilitation Service Equipment Guide List, establishes the planning, design, and construction standards for the U.S. Department of Veterans Affairs (VA) Physical Medicine and Rehabilitation Service (PMR Svc) facilities.

The VA owns and leases healthcare facilities dedicated to serving Veterans. Providing appropriately planned and designed facilities is critical for the mission of VA. The VA Office of Construction and Facilities Management (CFM) is charged with setting the standards and guidelines that all healthcare facilities follow to accomplish the VA mission.

“To care for him who shall have borne the battle, and for his widow, and his orphan”

PMR Svc is a Veterans Health Administration (VHA) service incorporating the following rehabilitation specialties: Physical Therapy (PT), Kinesiotherapy (KT), Occupational Therapy (OT), Assistive Technology (Atech), Chiropractic Care (CC), Driver Training (DT), and Aquatic Therapy (AT). PMR Svc provides medical, rehabilitative, and preventive strategies to restore and optimize function through physical modalities, therapeutic exercise and interventions, adaptive equipment, modification of the environment, education, and assistive devices.

This Design Guide is a tool to consulting architects and engineers, as well as VA staff, towards a better understanding of the planning and design of PMR Svc facilities. It provides an overview of the planning and design concepts for a PMR Svc facility. This guidance is applied to specific room layouts and/or departmental level planning and design.

Room templates and reference plans for various PMR Svc rooms and associated spaces are included in this Design Guide to illustrate a best practice for room arrangement/layout, furniture, equipment, and staff space needs. The room templates and reference plans are intended as a generic graphic representation to illustrate room functionality and staff workflow. When the design plan must deviate from the Standards, a formal deviation process must be initiated, and approval granted by the VHA.

Architects and engineers working on PMR Svc projects must be familiar with and apply the latest VA and industry codes and standards. Codes and standards referenced in this Design Guide must be adhered to.

In addition to the general guidance included herein, equipment manufacturers must be consulted for specific minimum dimensions, utilities, power, structural requirements, and other requirements as they relate to specified equipment. Designers and engineers must confirm and verify actual dimensions, weight, and utility requirements of equipment with manufacturers.



1.4 Codes and Standards

VA Planning, Design, and Construction Standards can be accessed at the Office of Construction & Facilities Management's Technical Information Library (TIL) (<https://www.cfm.va.gov/TIL>).

1.4.1 VA Policies/Standards

- PG-18-1: Master Construction Specifications
- PG-18-3: Design and Construction Procedures (Refer to PG-18-3 [Topic 1] for the list of Codes, Standards, and Executive Orders)
- PG-18-4: National CAD Standards and Details
- PG-18-5: Physical Medicine and Rehabilitation Service Equipment Guide List
- PG 18-9: Physical Medicine and Rehabilitation Service Space Planning Criteria, Chapter 270
- PG 18-10: Design Manuals and various technical criteria including but not limited to Architectural, HVAC, Plumbing, Electrical, Interior Design, Physical Security, Safe Patient Handling, Telecommunications and Special Telecommunications Systems, TDM
- PG-18-13: Barrier-Free Design Standard and Safe Patient Handling & Mobility Design Criteria
- PG-18-14: Room Finish, Door, and Hardware Schedule
- H-18-8: Seismic Design Handbook Requirements
- VHA Directive 1170.03: Physical Medicine and Rehabilitation Service
- VHA Directive 1225: Physical Medicine and Rehabilitation Outcomes for Inpatient Rehabilitation Units
- VHA Directive 1611: Safe Patient Handling and Mobility Program
- VA Directive 7531: Acquisition of Artwork, Decorative Furnishings, and Decorative Items



1.5 Definitions

Accessible: A site, building, or facility, or portion thereof that complies with provisions outlined in the Architectural Barriers Act of 1968 (ABA).

Activities of Daily Living (ADL): Training conducted by Occupational Therapists, Physical Therapists, or nursing staff, to help patients with living skills such as eating, dressing, grooming, transferring, etc. This training is designed to help the patient function as independently as they are able.

Adaptability: The ability to change the function of a space with the replacement of furniture and equipment.

Architectural Barriers Act: A set of standards developed to ensure that all buildings financed with federal funds are designed and constructed to be fully accessible to everyone. This law requires all construction, renovation, or leasing of sites, facilities, buildings, and other elements, financed with federal funds, to comply with the Architectural Barriers Act Accessibility Standards (ABAAS). The ABAAS replaces the Uniform Federal Accessibility Standards (UFAS).

Airborne Infection: Infection spread through exposure to those virus-containing respiratory droplets comprised of smaller droplets and particles that can remain suspended in the air over long distances (usually greater than 6 feet) and time (typically hours).

Aquatic Therapy: Therapeutic treatment and exercises performed in a temperature-controlled pool, utilizing passive resistance and buoyancy to assist with physical or recreational therapy activities.

Assistive Technology: Any product, device, or equipment, whether acquired commercially, modified, or customized, that is used to maintain, increase, or improve the functional capabilities of individuals with disabilities.

Authority Having Jurisdiction (AHJ): Governmental agency or organization with responsibility for review, approval, and inspection of projects, drawings, and installations.

Building Gross (BG) Factor: A Factor applied to the sum of all the Departmental Gross Square Footage (DGSF) in a project to determine the Building Gross Square Footage. This factor accounts for square footage used by the building envelope, structural systems, horizontal and vertical circulation including main corridors, elevators, stairs and escalators, shafts, and mechanical spaces. The Department of Veterans Affairs has set this factor at 1.35 and included guidance in case of variance when developing a Program for Design (PFD) in SEPS.

Department Net to Gross (DNTG) Factor: A parameter, determined by the VA for each clinical and non-clinical department PG-18-9 space planning criteria chapter, used to convert the programmed Net Square Feet (NSF) area to the Department Gross Square Feet (DGSF) area.

Exoskeleton: Powered apparatus designed to restore hip and knee motion to individuals with lower limb disabilities. The device is worn around the waist and attached to the legs and feet, aiding with standing, walking, and self-ambulation.

Flexibility: The ability to convert a space to a new function through light construction.

Full-Time Equivalent (FTE): A staffing parameter equal to the amount of time assigned to one full-time employee. It may be composed of several part-time employees whose combined time commitment equals that of one full-time employee (i.e., 40 hours per week).



Functional Area (FA): The grouping of rooms and spaces based on their function within a clinical service or department.

Input Data Statement(s): A question or set of questions designed to elicit information about the healthcare project to generate a Program for Design (PFD) based on the parameters set forth in this set of documents. This information is processed through mathematical and logical operations in the VA Space and Equipment Planning system (SEPS).

JSN (Joint Schedule Number): A unique five alpha-numeric code assigned to each content item in the PG-18-5 Standard. JSNs are defined in DoD's Military Standard 1691 and included in SEPS Content Table.

Kinesiotherapy (KT): The application of scientifically based exercise principles adapted to enhance the strength, endurance, and mobility of individuals with functional limitations or those requiring extended physical conditioning.

National Fire Protection Association (NFPA): Produces a code used in many jurisdictions to define fire protection requirements for buildings. VA uses several of the NFPA codes including NFPA 101, Life Safety Code.

Net Square Feet (NSF)/Net Square Meters (NSM): The area of a room or space derived from that within the interior surface of the bounding walls or boundaries.

Occupational Therapy (OT): A health profession that uses the structured activity of everyday tasks in order to help people achieve their highest level of independence. ADL exercises are designed to improve arm flexibility and strength, neck control and posture, and perceptual and cognitive skills. A person may learn to use adaptive equipment to facilitate these tasks.

Orthotic: A support or brace for weak or ineffective joints or muscles.

Personal Protective Equipment (PPE): Items such as gloves, gowns, respirators, goggles, face shields, and others that protect individual workers from hazardous physical or chemical exposures.

Physical Therapy (PT): A health profession that uses structured activity for the preservation, enhancement, and / or restoration of movement and physical function, utilizing therapeutic exercise, massage, electrotherapy, assistive devices, patient education, and other therapeutic techniques.

Program for Design (PFD): A project specific itemized listing of the spaces, rooms, and areas required for the proper operation of a specific service / department, and the corresponding area for each. PFDs are generated by SEPS based on the PG-18-9 Standard.

Prosthetics: A fabricated device used to replace a missing body part, intended to restore normal function to the patient.

Range of Motion: The normal range of movement of any joint within the body. Range of Motion also refers to exercises designed to maintain this range and prevent contractures.

Recreational Therapy: Therapeutic recreation treatment utilizing recreation and activity-based intervention to develop endurance, expand mobility and enhance well-being of individuals with illnesses or disabling conditions.

Rehabilitation: Retraining to normal functionality or training for new functionality.

SEPS: Acronym for Space and Equipment Planning System which produces equipment lists and Program For Design for a healthcare project based on specific information entered in response to Input Data Questions.



1.6 Abbreviations

SYM	DESCRIPTION
AAC	Augmentative And Alternative Communication
ABA	Architectural Barriers Act of 1968
ABAAS	Architectural Barriers Act Accessibility Standard
ADL	Activities of Daily Living
A/E	Architectural / Engineering Firm
AHJ	Authority Having Jurisdiction
ALS	Amyotrophic Lateral Sclerosis
ARNP	Advanced Registered Nurse Practitioner
AT	Aquatic Therapy
ATech	Assistive Technology
BGSF	Building Gross Square Feet
CC	Chiropractic Care
CDC	Centers for Disease Control
DBWS	Dynamic Body Weight Support
DME	Durable Medical Equipment
DNTG	Departmental Net-to-Gross
DT	Driver Training
EES	Essential Electrical System
EHR	Electronic Health Record
EMG	Electromyography
F	Degrees Fahrenheit
FA	Functional Area
FTE	Full-Time Equivalent
GWB	Gypsum Wallboard
HAC	Housekeeping Aides Closet
HEFP	Healthcare Environment and Facilities Programs

SYM	DESCRIPTION
HIPAA	Health Insurance Portability and Accountability Act of 1996
HVAC	Heating, Ventilating, and Air Conditioning
IBC	International Building Code
IDT	Interdisciplinary Team
KT	Kinesiotherapy
LVT	Luxury Vinyl Tile
MEP	Mechanical, Electrical, and Plumbing
NFPA	National Fire Protection Association
NSF	Net Square Feet
NSM	Net Square Meters
OCR	Office of Civil Rights
OT	Occupational Therapy
PFD	Program for Design
PG	Program Guide
PMR	Physical Medicine and Rehabilitation
PMR Svc	Physical Medicine and Rehabilitation Service
PPE	Personal Protective Equipment
PSA	Patient Services Assistant
PSRDM	Physical Security and Resiliency Design Manual
PT	Physical Therapy
PT	Porcelain Tile
RME	Reusable Medical Equipment
SCI/D	Spinal Cord Injury/Disorder
SEPS	Space and Equipment Planning System
SF	Square Feet



SYM	DESCRIPTION
STC	Sound Transmission Class
TBI	Traumatic Brain Injury
TENS	Transcutaneous Electrical Nerve Stimulation
TIL	Technical Information Library
UFAS	Uniform Federal Accessibility Standards
VA	Department of Veterans Affairs
VAMC	Veterans Affairs Medical Center
VHA	Veterans Health Administration
VVC	VA Video Connect
WOW	Workstation on Wheels



2.0 Planning and Programming

2.1 General

2.1.1 About Physical Medicine & Rehabilitation Service (PMR Svc)

PMR Svc utilizes an interdisciplinary team approach to provide comprehensive rehabilitation of the Veteran across an integrated health care system. An individualized care plan for each Veteran is developed and implemented to prevent, manage, or limit impairments and disabilities while improving the Veteran's functional abilities, independence, and quality of life.

PMR Svc is a medical specialty that provides interdependent, complimentary, and synergistic care by medical and physical rehabilitation specialists. Veteran-centered care uses this collaboration to create a healing environment to address pain and injury.

PMR Svc therapies and treatments are provided to both outpatient and inpatient Veterans. Most of these therapies and treatments are provided to outpatient Veterans in a Medical Center or Outpatient Clinic setting. Inpatient care is provided primarily on Inpatient Patient Care Units. Additionally, care is increasingly delivered virtually to Veterans' places of residence.

2.1.2 The Services

PMR Svc includes the following rehabilitation disciplines:

Physiatry

Physiatry involves the diagnosis, treatment, and direction of interdisciplinary rehabilitation plans for patients with acute and chronic disability and pain to maximize their functional status. Physiatrists are Physical Medicine and Rehabilitation (PMR) physicians who perform examinations and procedures for patients, including joint injections, ultrasounds, and stimulation, in addition to guiding the medical and rehabilitation therapy plans of Veterans.

Physiatry is typically provided in the Common Patient Area (described in Section 2.3) and as part of a comprehensive rehabilitation plan which may involve any and all of the other disciplines.

Physical Therapy

Physical Therapy (PT) involves the diagnosis and treatment of patients with medical problems or other health-related conditions that limit their abilities to move and perform functional activities in their daily lives. Physical therapists examine each individual and develop a treatment plan. PT services are used to decrease disability, reduce pain, improve function and independence, prevent illness, promote wellness, and restore quality of life to Veterans.

Refer to Section 2.5 Physical Therapy (PT) Area for information about the space where PT is provided.



Kinesiotherapy

Kinesiotherapy (KT) applies scientifically based exercise principles adapted to enhance the strength, endurance, and mobility of patients with functional limitations or those requiring extended physical conditioning.

Refer to Section 2.6 Kinesiotherapy Therapy (KT) Area for information about the space where KT is provided.

Occupational Therapy

Occupational Therapy (OT) involves the therapeutic use of patients' everyday life activities to facilitate involvement in meaningful and purposeful (occupations) and roles in home, school, workplace, community, and other settings. OT promotes health and wellness to Veterans who have, or are at risk of developing, an injury, illness, disease, or condition spanning physical, cognitive, sensory, and psychosocial domains. The evaluation and treatment support the Veteran's engagement in everyday life activities that affect their physical and mental health and wellbeing, such as using a kitchen, toilet/bathing room, or bedroom.

Refer to Section 2.7 Occupational Therapy (OT) Area for information about the space where OT is provided.

In addition to the above disciplines, PMR Svc often includes the following specialized therapies which require dedicated space, and which are described in this Design Guide:

Assistive Technology

Assistive Technology (ATech) provides access to services and equipment designed to enhance the ability of Veterans with disabilities to fulfill life goals with improved functionality. The ATech Area provides space for the provision and training of Veterans on the use of assistive technology as well as space for the fabrication of some of these devices.

Refer to Section 2.8 Assistive Technology (ATech) Area for information about the space where ATech training and provision occurs.

Chiropractic Care

Chiropractic Care (CC) services provide diagnosis and management of neuromuscular and musculoskeletal conditions primarily affecting the neck, lower back, and other joints. Treatment options include Veteran education, active rehabilitation, spinal manipulation, and other chiropractic therapies.

Refer to Section 2.9 Chiropractic Care (CC) Area for information about the space where OT is provided.

Driver Training

Driver Training (DT) provides evaluation of Veterans' driving skills as well as training and adaptive equipment for them to operate motor vehicles safely and confidently. The DT Area is equipped to assess the Veteran's disability and create a rehabilitation and training plan with equipment that is adaptable to specific needs.



Refer to Section 2.10 Driver Training (DT) Area for information about the space where DT is provided.

Aquatic Therapy

Aquatic Therapy (AT) provides treatments and activities for Veterans while partially or fully submerged in water. Water can alleviate pressure on joints, provide weight and balance compensation, and create non-impact resistance, contributing to Veterans' regaining strength and mobility as part of their overall rehabilitation program.

Refer to Section 2.11 Aquatic Therapy (AT) Area for information about the space where AT is provided.

Wheelchair Clinic

In the Wheelchair Clinic Area, Veterans who have been prescribed the use of a manual or motorized wheelchair work with therapists to find and customize devices that are comfortable and appropriate for their needs. The area contains the equipment and functions necessary to equip Veterans with a wheelchair that meets their specific needs. Veterans also return with wheelchair equipment for subsequent adjustments or modification with new parts.

Refer to Section 2.12 Wheelchair Clinic Area for information about the space where this service is provided.

2.1.3 Trends in PMR Svc

Maximizing Function and Quality of Life

The evolution of new technology and rehabilitation techniques provides the opportunity to safely begin therapy much sooner after the acute event, accelerating the Veteran's progress and return to personal functionality. Equipment that integrates physical and cognitive activities with virtual reality and dynamic feedback (described below) increases the effectiveness of the therapy activities. Overall, the goal is to provide Veterans with the therapy and tools needed to maximize their independence and function, and thereby quality of life and engagement with the broader community.

Technology and Equipment

The exponential growth of technology is driving rapid changes and advancements in rehabilitation equipment. Proven methods and technologies are retained and supplemented by new techniques and devices such as those described below, resulting in more comprehensive care and better, faster outcomes.

Innovations in virtual and augmented reality present opportunities to simulate environments outside the facility, including driving and cycling. Gaming interfaces increase compliance with neurological training by offering engaging play scenarios. Augmented reality uses sensors to blend digital and live environments, while virtual reality is a total immersion in a digital setting. Many of these technologies require a private, quiet environment for successful engagement and improved therapeutic outcome.



Robotics are multiplying in variety and use. Wearable devices such as exoskeletons treat a range of injuries from lower to upper extremities and from physical to neurological impairments. In addition, fixed equipment integrated into the architecture supports gait training with dynamic bodyweight support.

The merging of digital technology with assistive devices has many applications. Immediate data feedback allows real-time response to the use of the equipment, providing a more tailored and effective treatment in every session.

Another trend in rehabilitative equipment is towards multi-functional machines for several types of exercise such as resistance training, strength training, and cardio (e.g., exercise bicycles that can adjust between sitting, standing, and recumbent). Because they consolidate a variety of exercise techniques, the quantity of machines needed in a treatment space can be driven by the number of Veterans served, rather than the number of exercise types desired.

Patient lift systems have evolved beyond providing simple support while transferring or positioning a Veteran. New systems offer dynamic body weight support (DBWS), compensating for a Veteran's sense of his or her weight. This weight compensation allows Veterans to feel safely supported and helps instill confidence to expand their individual activities during therapy. An emerging evolution of this technology is a dynamic system that tethers the Veteran to two rails utilizing four cables and points of support (pictured on the right). This support allows 360 degrees of patient movement in space, rather than simple forward motion in a straight line. Ceiling lifts on room-covering traverses are also now available with DBWS features and the ability to switch between moving freely through the space or being fixed on a line or at a point. These systems enable the Veteran to interact with a broader range of obstacles in space and improve outcomes.




Figure 1 A two-rail, four-cable patient lift system is demonstrated at the Sheltering Arms Institute in Richmond, VA. (Photo courtesy of HDR © 2021 Quentin Penn-Hollar)

The multifaceted approach that new technology brings to rehabilitation also fosters the sharing of equipment among PMR Svc therapies. For example, gait tracks with dynamic bodyweight support have applications within PT, OT, and KT; these therapies benefit from access to these tracks in shared spaces.

The long-term spatial needs of a facility are challenging to determine when assessing the impact of these growing technologies. Therefore, the design must meet the needs of the specific site as determined by the project team, while also having the flexibility and adaptability to accommodate the incorporation of these future trends.



Telehealth

VA Video Connect (VVC) allows Veterans and their caregivers to meet quickly and easily with VA healthcare providers and therapists through live video on any computer or mobile device. Virtual care is expanding throughout all fields of health care, especially since the recent pandemic. The hands-on nature of PMR Svc therapies presents extra challenges in providing the service in a virtual setting; diagnoses and manual therapies are not always feasible without an in-person appointment. Nevertheless, use of telehealth in clinical and therapeutic PMR Svc settings is on the rise.

Providers and therapists also utilize teleconferencing for virtual meetings and conferences with other staff, in both one-on-one and group settings.

Telehealth and teleconferencing are conducted in a variety of PMR Svc settings including Exam, Procedure, Treatment, Consult, and Conference Rooms. Any area where telehealth may be conducted must be equipped with the requisite technology. Incorporating auditory and visual privacy in the design of these areas is essential.

Whole Health

Whole Health is the VA's approach to care that supports Veteran health from multiple angles. Veterans work with providers and therapists to develop personalized plans that encourage wellbeing through complementary practices such as acupuncture, yoga, massage, tai chi, and group recreation activities.

Because the goal of PMR Svc is to bring the Veteran back to full functionality, Whole Health is instrumental in supplementing rehabilitative care. The space needs of Whole Health functions depend greatly on the service provided; one-on-one services may take place in a variety of rooms (Exam Rooms, Treatment Rooms, Consult Rooms, etc.), while group activities may be conducted in a gymnasium-style Multi-Function Room or an AT Pool.

2.1.4 Guiding Principles

Veteran-Centered, Whole-Person Care

In addition to restoring the function of the body, PMR Svc also treats the whole person through Veteran-Centered Care. Veterans are treated as partners in delivering care, with consideration for their priorities and values which must be honored. A true partnership between PMR Svc staff, Veterans, and Veterans' families increases the quality of care, safety, and health outcomes. PMR Svc utilizes a holistic approach that addresses the overall wellbeing of the Veteran.

The design of a PMR Svc facility has a significant impact on the staff's ability to deliver Veteran-Centered Care. Space for families and advocates increases Veteran comfort and their ability to continue prescribed at-home therapies. Flexible and adaptable design allows the facility to convert space as needed to address the unique needs of Veterans, as well as new technologies and therapies. Additionally, an organized flow between PMR Svc disciplines promotes a multifaceted delivery of care, where Veterans and therapists can transition between settings as needed.



Inclusivity and Accessibility

As in all VA facilities, all components of PMR Svc facilities must incorporate fully accessible, barrier-free design throughout. Refer to PG-18-13 VA Barrier Free Design Standard, which is a supplement to the Architectural Barriers Act Accessibility Standards (ABAAS), and VA Signage Design Guide for guidance. In 2017, the Architectural Transportation Barriers Compliance Board (US Access Board) (www.access-board.gov) issued the rulemaking of “Standards for Accessible Medical Diagnostic Equipment.” This guidance covers such equipment as exam tables, exam chairs, and weighing scales. It discusses appropriate transfer height for surfaces, space required around equipment for transfers, and grab bar placement for the patients to support themselves during transfers. In the selection of PMR Svc equipment and planning of spaces around them, this guidance is an invaluable planning tool and must be taken into consideration when planning and designing Physical Medicine and Rehabilitation Services Facilities.

Veterans seeking care and treatment with PMR Svc are more likely than the general population to be suffering from mobility issues or other impairments. Therefore, the space allocated for PMR Svc in this Design Guide, as well as PG-18-9 Chapter 270 Physical Medicine and Rehabilitation Service Space Planning Criteria, provides clearance and circulation space to accommodate Veterans' increased use of assistive devices. Where appropriate, hands-free operators must be used on door openers, as well as on soap, paper towel, and hand sanitizer dispensers. Signage and wayfinding must accommodate Veterans with limited vision or hearing.

PG-18-5 Chapter 270 Physical Medicine and Rehabilitation Service Equipment Guide List includes adaptive and inclusive exercise and therapy equipment that accommodates a variety of conditions. For example, upper body ergometers allow Veterans in wheelchairs to engage in exercise and strength training using their arms, while the Driver Training Simulator Station includes an adjustable and removeable seat to adapt to the specific physical needs of the Veteran using it.

Careful thought must be given in the planning, design, and equipment procurement processes for the needs of the Bariatric population the facility serves. It is important to understand the considerable variation in data on Veterans above 300 pounds across VISNs and VAMCs. In addition to the provisions that are provided in these Standards, every project must include an analysis of the site-specific needs for bariatric accommodations. The VA Safe Patient Handling and Mobility Design Criteria must be consulted for this analysis.

Adaptability and Flexibility

Adaptability is the ability to change the function of a space with the replacement of furniture and equipment. Flexibility is the ability to convert a space to a new function through light construction and minimal disruption to ongoing activities.



Maximizing adaptability and flexibility in the facility's design is an important planning consideration. PMR Svc facilities may be in use for ten or more years between renovations or new construction projects. As a result, technologies, therapeutic approaches, and the Veteran population may change significantly over that time period. Greater flexibility minimizes the disruption to space and the delivery of care while accommodating changes.

To the extent possible, rooms should follow a modular design to be converted for different uses throughout the facility's life. A standard layout plan allows multiple providers and therapists to use the rooms throughout the day.

Adaptability in the design of PMR Svc Open Treatment Areas (gyms) is critical, as technological advances result in the regular addition or replacement of equipment. Zoning Open Treatment Area space by equipment type enables equipment change without affecting the overall architecture. Placing power and data outlets on the floors of Open Treatment Areas in a pattern that follows the layout of Treatment Stations provides a framework to support future changes in equipment and technology.

For illustrations of Open Treatment Area zoning, refer to the PT and OT Open Treatment Area functional diagrams on pages 2-26 and 2-37, as well as the PT, OT, and KT Open Treatment Area axonometric plans, interactive 3D pdfs, and floor plans in Section 4 Room Templates and Reference Plans (4.4.1 PT Open Treatment Area, 4.4.2 KT Open Treatment Area, and 4.4.3 OT Open Treatment Area).

For further discussion and depiction of Treatment Stations, refer to Section 2.5.1 PT Open Treatment Area Zoning and Equipment, as well as the axonometric and floor plans noted above in Section 4 Room Templates and Reference Plans.



Figure 2 The Open Treatment Area at the Orlando VAMC PMR Svc, which is shared by PT and OT, incorporates outlets throughout the floor to power exercise and therapy equipment.



2.1.5 Flow & Functional Relationships

Because the Veteran population utilizing PMR Svc often use assistive devices or have mobility issues, their travel distances to these services must be minimized to the extent possible. Locating PMR Svc on the first floor enables direct connections to outdoor therapy areas, outdoor driver training areas, and eliminates the need for Veterans to use elevators to travel to the department. If PMR services are not located on the first floor, they must be in close proximity to vertical circulation.

The planning of PMR Svc facilities must include consideration for intra-unit adjacencies. For example, the Common Patient Area is preferably located directly adjacent to the Reception Area, as Veterans often move through the Patient Area before moving on to the other areas of the service. PT, OT, and KT may share equipment, and therapists often transition between these areas during a Veteran's appointment. These areas are preferably located adjacent to each other to facilitate this sharing, which also allows therapists to observe Veterans in as much of these areas as possible from the Therapist Workroom. Assistive Technology, Wheelchair Clinic, and ADL space all benefit from collocation, as Veterans working with assistive devices often visit these areas during an appointment.

Outdoor therapy space is provided in PG-18-9 Space Planning Criteria Chapter 270 for Assistive Technology (described in Section 2.8) and Driver Training (described in Section 2.10) areas. However, PT, KT, and OT also benefit from access to exterior space where Veterans can exercise, play games, work on mobility, and enjoy the benefits of fresh air and natural light. The landscape features of the site, and opportunities for new installations, can offer creative possibilities to expand therapy. For example, interactive art sculptures can be used for balance and cognitive training, while exterior walls can be used for athletic ball practice. Therapy areas that benefit from the use of outdoor spaces should be provided direct exterior access to facilitate the delivery of this care during a Veterans appointment.

The diagrams on the following two pages (Figures 3, 4, and 5) depict functional layouts that respond to the operation and functional criteria of delivering PMR care in large, medium, and small scenarios, respectively.



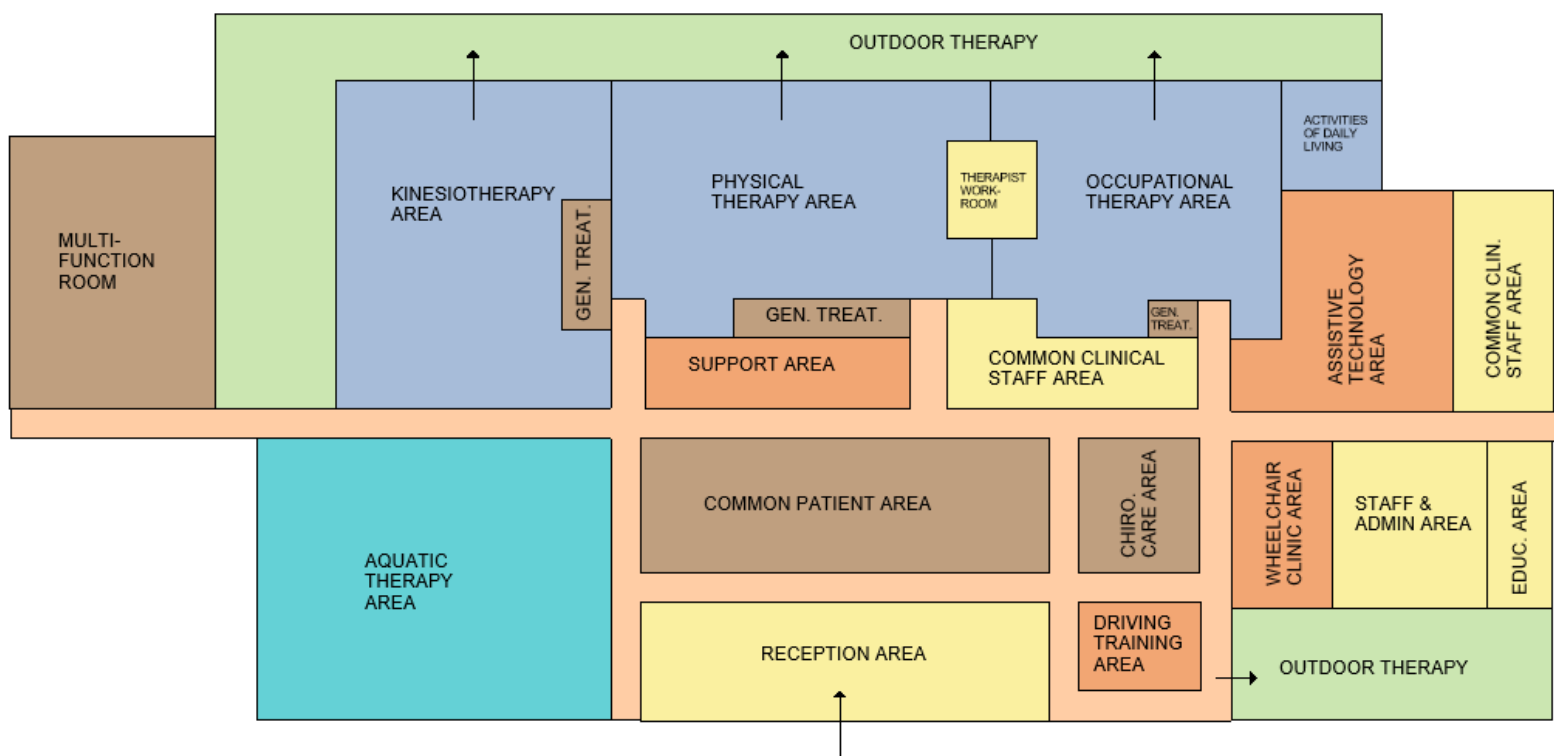


Figure 3 PMR Svc Functional Area Relationship Diagram - Large



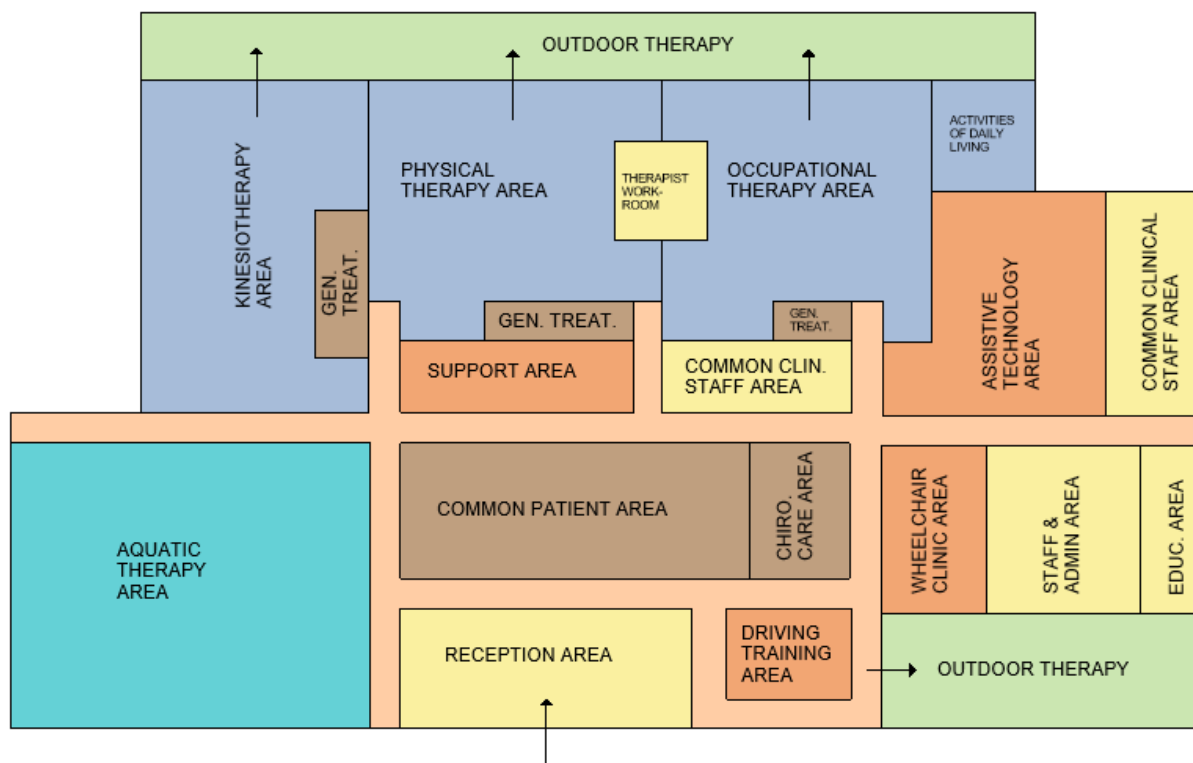


Figure 4 PMR Svc Functional Area Relationship Diagram - Medium

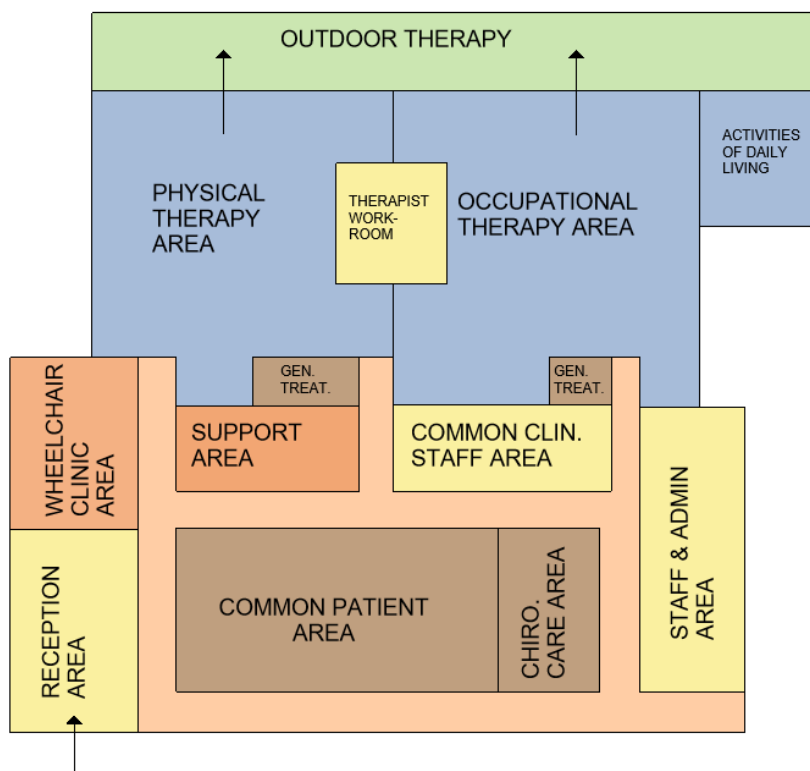


Figure 5 PMR Svc Functional Area Relationship Diagram - Small



2.1.6 Renovations

Many PMR Svc projects are renovations, rather than new facilities or additions. However, the intent and spirit of the Design Guide can be followed while adapting to the specific conditions, limitations, and opportunities found in an existing facility. When deviation from the requirements in the Standards is necessary, a formal deviation request process must be followed with VHA Healthcare Environment and Facilities Programs (HEFP) and the Authority Having Jurisdiction (AHJ).

In planning renovations, it is essential to understand how the configuration of the existing space will drive the applications of the PMR Svc Standards. For example, ceiling lifts and gait tracks are a significant component of many PMR Svc spaces and require ceilings high enough to accommodate them – typically a minimum of 10 feet depending on the manufacturer. Evaluating a facility's ceiling height for lifts and tracks is a critical step in early planning. In addition, an at-grade location for PMR Svc is ideal, due to the increased reliance on assistive devices. However, if an above-grade location is necessary for a multi-floor facility, the distance from the main entry and main elevators must be minimal.

2.1.7 Pandemic Planning and Preparedness

The 2020 COVID-19 pandemic has transformed the way people interact in closed environments. The likelihood of another pandemic within the lifespan of a facility is high enough to warrant a design that incorporates lessons learned from COVID-19. PMR Svc is a high-touch service by nature, but care can be provided in a safe environment with careful planning.

A multifaceted approach to pandemic planning is critical to prepare for various types of infections. For example, social distancing, limitations on visitors, wearing masks, personal hygiene practices, surface cleaning, well-planned air filtration, fresh air, and ventilation must all be incorporated into the design and protocols of the facility.

Personal hygiene can be encouraged with hand sanitizer stations and masks placed frequently throughout the PMR Svc spaces. Therapy equipment is wiped down between uses, along with regular terminal cleaning. Walls, floors, cabinetry, furniture, and all touchable surfaces must be non-porous with smooth seams wherever possible.



2.2 Reception Area

The Reception Area accommodates the initial greeting, processing, and admission of Veterans. It is sized to accommodate high-volume periods of Veteran and visitor traffic. General Waiting, Family Waiting, and Veteran Electronic Check-In stations must be visible from staff in Reception. To the extent possible, the exterior walls of the Reception Area must have windows to allow for natural light, which can increase visibility and contribute to a calming environment.

Assisted-use Veteran Electronic Check-In stations must be placed in a prominent and highly visible location near the entry. Their utilization accelerates the Veteran's entry into his or her appointment and reduces the staff assistance required with the arrival and check-in process.

The waiting areas include space for Veterans seeking privacy, Veterans seeking social interaction, and families. Separation between these areas can be achieved with low partitions, artificial planters, and furniture arrangements.

Veterans coming to PMR Svc are more likely to be using assistive devices than the general population. Therefore, the waiting areas must be inclusive to Veterans at all mobility levels. This inclusivity is achieved with a seating plan that provides open spaces next to seats, allowing wheelchair and scooter users to sit next to seated family members. This spacing creates an integrated environment for wheelchair and scooter users. Furnishings must also be spaced to account for Veterans using devices such as wheelchairs, scooters, canes, walkers, as well as those with service dogs.



Figure 6 Veterans receiving care at the Orlando VAMC PMR Svc check in and out at the Reception Area at the front of the service.



2.3 Common Patient Area

The Common Patient Area refers to rooms that are generally available for Veterans seeking therapy from every discipline. Many Veterans move from the Reception Area to a room into the Common Patient Area and then into a discipline-specific area. Thus, the Common Patient Area rooms must be located so that Veterans can travel through the clinic to their destinations without returning to the Reception Area. A central location relative to the PMR Svc discipline-specific spaces is ideal.

The functional diagram at the end of this section (Figure 12) depicts an optimal layout of the Common Patient Area spaces described in this section.

2.3.1 Patient Care Rooms

The Common Patient Area includes a variety of rooms, described below, which are designed for private interactions between Veterans and providers or therapists. While the specific uses of these rooms vary, they have some common requirements:

- These rooms provide space and seating for a chaperone or family member accompanying Veterans, as well as space for required equipment such as ultrasound for pain management, where needed.
- The rooms include mobile workstations that the provider or therapist can move in order to face the Veteran while charting.
- Rooms include ceiling lifts to assist Veterans on and off tables or mat tables. Lift coverage for bariatric uses must be considered; consult the VA Safe Patient Handling and Mobility Design Criteria for this analysis.
- Privacy curtains are provided per VA Directive 1330.01 and Design Alert 149.
- Every room includes a sink near the door to facilitate handwashing.
- Rooms are telehealth-ready with the necessary network data ports and equipment directed by VA Telecommunications and Special Telecommunications Systems Design Manual.
- These rooms have manual “flag” systems or electronic “light” systems outside the door so that PMR Svc staff can quickly determine the rooms’ status.

Exam Room

The Exam Room is provided for intake, interviewing, and other preliminary PMR Svc processes. Refer to Section 4 Room Templates and Reference Plans for room layout and contents (4.3.1 Exam Room, PMR Svc [CT011]). For Veterans who are new to PMR Svc or starting new PMR Svc treatment options, the Exam Room is their first destination after reception. Therefore, the location of this room is preferably adjacent to the Reception Area. One Bariatric Exam Room is provided for Veterans requiring extra clearance.



Specialty Care Exam Room

The Specialty Care Exam Room provides additional Veteran privacy for services like pelvic floor therapy, a growing service at the VA. It offers the functionality of the standard Exam Room with an ensuite toilet for added privacy due to the sensitive nature of pelvic floor therapy and the need for Veterans to disrobe. Refer to Section 4 Room Templates and Reference Plans for room layout and contents (4.3.3 Specialty Care Exam Room, PMR Svc [CT018]). Because pelvic floor therapy is most closely associated with PT, the Specialty Care Exam Room must be located adjacent to the PT Open Treatment Area.

Procedure Room

The Procedure Room is similar to the Exam Room but sized larger for EMGs, minor injections, and other non-invasive or minimally invasive procedures.

Treatment Room (General and Bariatric/Specialty)

General Treatment Rooms are typically used for therapies such as joint manipulation that require private space and an adjustable mat table. Refer to Section 4 Room Templates and Reference Plans for room layout and contents (4.3.2 General Treatment Room, PMR Svc [CT014]). In addition, some General Treatment Rooms open directly from PT and OT Open Treatment Areas for therapies requiring auditory and visual privacy. At least one Bariatric/Specialty Treatment Room is provided for therapies requiring additional space and for bariatric Veterans needing additional clearance.

Consult Room

Consult Rooms provide a space for providers or therapists and Veterans to interact and discuss procedures and at-home instructions and obtain informed consent for procedures.



Figure 7 This General Treatment Room at the Orlando VAMC PMR Svc is centrally located within the service and includes an adjustable mat table which is positioned so the head is next to the workstation.





Figure 8 The PMR Svc Exam Room tables at the New Orleans VAMC are positioned to provide access on three sides.

2.3.2 Cardiopulmonary Rehabilitation Room

In the Cardiopulmonary Rehabilitation Room, therapists work with Veterans to monitor and restore their health after a cardiac event. Veterans may push their boundaries as they undergo stress tests and build cardiac endurance with aerobic equipment in this room. The design must account for fatigued Veterans who need assistance mounting and demounting equipment or need to rest after exertion. Ceiling lifts must be located in the room to provide coverage over all equipment.

Oxygen is required in Cardiopulmonary Rehabilitation spaces. A piped distribution is preferable over portable gas cylinders, but it is ideal to supply both systems for redundancy. Refer to the VA Plumbing Design Manual for more information regarding distribution systems. Refer to NFPA 99 for requirements on gas cylinder storage.

Power/data outlets that supply electrical power to equipment must follow an integrated grid pattern to support future changes in equipment and technology. In facilities without a dedicated Cardiopulmonary Rehabilitation Room, exercise equipment in the PT Open Treatment Area is used for cardiac rehabilitation.



Figure 9 The Cincinnati VAMC PMR Svc includes a dedicated Cardiopulmonary Rehabilitation Room with a variety of exercise and endurance equipment.



2.3.3 Multipurpose Group Room

The Multipurpose Group Room is an adaptable space equipped for various staff and Veteran uses, including staff meetings, teleconferencing, Veteran education, and wheelchair training. To the extent possible, equipment in this room must be moveable to maintain adaptability and facilitate quick reconfiguration. Lighting must be dimmable for using the TV/monitor and for low-vision assessments. Adaptability is supported by an adjacent storage room to move equipment as needed and store equipment for various functions. Equipment that supports multiple functions includes the following:

- Moveable, adjustable-height tables with seating for meetings, training, and education
- A wall-mounted TV
- A monitor with network data ports and equipment to support telehealth and videoconferencing
- A wall-mounted mirror for gait assessment
- A sink for handwashing
- Desktop computers for presentations

Refer to Section 4 Room Templates and Reference Plans for room layout and contents (4.3.4 Multipurpose Group Room, PMR Svc [CT024]).



Figure 10 The Multipurpose Group Room at the Orlando VAMC PMR Svc is used for staff conferencing as well as Veteran care such as education, training, and social work. Adjacent storage is ideal to set aside equipment when it is not in use.



2.3.4 Multifunction Room

The Multifunction Room provides a gymnasium setting for various Whole Health and other supplemental activities that support Veteran wellbeing, such as adaptive sports, games, and classes for exercise, yoga, and dancing. The room is sized for half-court basketball and includes either retractable or mobile basketball standards.

If the room is used for adaptive sports by Veterans in wheelchairs, the flooring must be a hard material to facilitate smooth rolling, such as maple wood. Resilient materials with innate cushioning that do not allow for easy maneuvering of wheelchairs are not appropriate. Natural light in the Multifunction Room is preferred to support mental wellbeing.

The Multifunction Room activities benefit from a location on an exterior wall to provide daylight. Activities within the Multifunction Room may generate noise, so acoustic isolation is ideal.



Figure 11 The Multifunction Room at the New Orleans VAMC is utilized for a wide variety of PMR Svc activities. (The image shows COVID-19 vaccinations stations.)



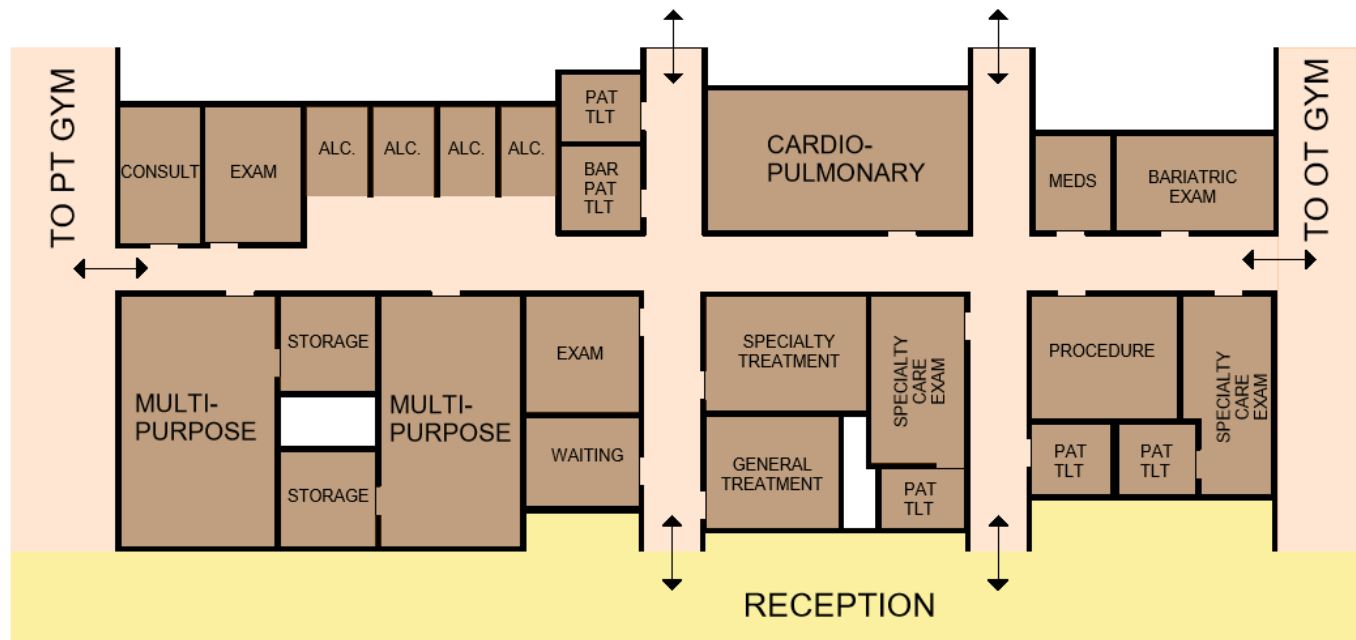


Figure 12 Common Patient Area Layout



2.4 Common Clinical Staff Area

2.4.1 Therapist and Physiatrist Work Areas

Therapist Workroom

The Therapist Workroom provides space for workstations next to PMR Svc Open Treatment Areas (gyms). In this room, therapists update Veteran treatment records, progress reports, and other documentation between therapy sessions. The Therapist Workroom is shared between collocated PT, OT, and KT Open Treatment Areas, enhancing connection and collaboration among disciplines. Refer to Section 4 Room Templates and Reference Plans for room layout and contents (4.3.5 Therapist Workroom, PMR Svc [CT028]).

Visibility to the Open Treatment Area is a vital component of the Therapist Workroom. The Therapist Workroom must provide direct sightlines to the PT, OT, and KT Open Treatment Area from a seated position at all workstations. This visual connection allows therapists to step away from the Open Treatment Area while Veterans complete circuits or regimens without losing sight of the Veteran. It also allows therapists to quickly assist each other if needed.

Workstations in the Therapist Workroom are provided to accommodate the number of therapists on peak shift. Power and data are provided at every workstation. Keyboard trays must be moveable so therapists can use the work surface both for typing and for paperwork.

The Therapist Workroom has both overhead general room lighting and task lighting at each workstation.



Figure 13 A Therapist Workroom at the Orlando VAMC overlooks the PT/OT Open Treatment Area.





Figure 14 A Therapist Workroom at the New Orleans VAMC overlooks the PT Open Treatment Area on one side and the OT Open Treatment Area on the other side.

Physiatrist Team Room

The Physiatrist Team Room is a shared space for providers to update Veteran treatment documentation and records. It must be located with convenient access to the Common Patient Area as well as the Physical Therapy (PT) Area, where providers are most likely to interact with Veterans for clinical care.

2.4.2 Tele-Therapy Rooms

Tele-Therapy Rooms provide acoustically isolated environments for therapists and providers to conduct virtual visits with Veterans. Rooms dedicated to telehealth address the challenges of virtual interactions in an open workstation setting, where visual and auditory distractions and the protection of Veteran privacy may be difficult to achieve. The design of Tele-Therapy Rooms must provide space for therapists and providers to stand up and demonstrate motions on camera. Refer to the VA Telecommunications and Special Telecommunications Systems Design Manual for information on the required infrastructure to support telehealth services.



2.5 Physical Therapy (PT) Area

PT is provided in a combination of private, semi-private, and open spaces, with the PT Open Treatment Area (the gym) serving as the “hub” of rehabilitation activities. It must be adjacent and connected to the OT and KT Open Treatment Areas so the therapies can easily share equipment.

The functional diagram at the end of this section (Figure 20) depicts an optimal layout of the PT Area spaces described in this section. Section 4 Room Templates and Reference Plans contains detailed layout and equipment information for the PT Open Treatment Area (4.4.1 PT Open Treatment Area).

2.5.1 PT Open Treatment Area Zoning and Equipment

The PT Open Treatment Area is zoned according to equipment and treatment type. Aerobic exercise equipment is grouped along an exterior wall as well as in the middle of the PT Open Treatment Area, facing exterior windows and wall-mounted TVs/monitors. A PT Gait Lane with parallel bars is located along a mirrored wall for Veterans and staff to observe body form and motion. Space is also provided for “open activities” such as balance and resistance band training. Power/data outlets for equipment must be designed in an integrated grid pattern that follows the PT Treatment Stations (discussed below) and supports future changes in equipment and technology.

As shown in the room reference plans in Section 4, equipment is strategically located in the PT Open Treatment Area to avoid blocking visibility from the Therapist Workroom. Refer to Section 2.4 Common Clinical Staff Area and Section 4 Room Templates and Reference Plans (4.3.5 Therapist Workroom, PMR Svc [CT028]) for additional information about the Therapist Workroom.

In the PT Open Treatment Area, therapists perform computer work at PT Touch-Down Workstations and workstations on wheels (WOWs). PT Touch-Down Workstations are not moveable and must be positioned so that therapists can maintain visual contact with the Veteran while using them. Therapists usually move to the Therapist Workroom for documentation, but they may stay in the PT Open Treatment Area during quick turnaround times between Veteran appointments. Thus, the PT Touch-Down Workstations must be height-adjustable so that therapists can work while seated (for documentation) or standing (for working with the Veteran).

Treatment Stations

Treatment Stations are predefined footprints of various sizes that allocate space for equipment in the PT, KT, and OT Open Treatment Areas. PG-18-9 Chapter 270 PMR Svc Space Planning Criteria includes nine PT Treatment Stations, ranging from 12 to 240 square feet. (KT and OT also have Treatment Stations with equipment variations.)



Each Treatment Station is sized to fit any single item from the list of equipment for each station listed in PG-18-9 Chapter 270 and PG-18-5 PMR Svc Equipment Guide List, as well as clearance space around the equipment item. The design must account for the equipment needs of the facility, and select the appropriate equipment as needed.

For example, PT Treatment Station E is 72 square feet and sized to contain a recumbent stepper, a weight cart, or an elliptical machine, as well as clearance for circulation around the PT Open Treatment Area. The diagram below illustrates PT Treatment Station E populated with each potential equipment item. Note that the minimum clearances around the machines always fall within the Treatment Station dimensions.

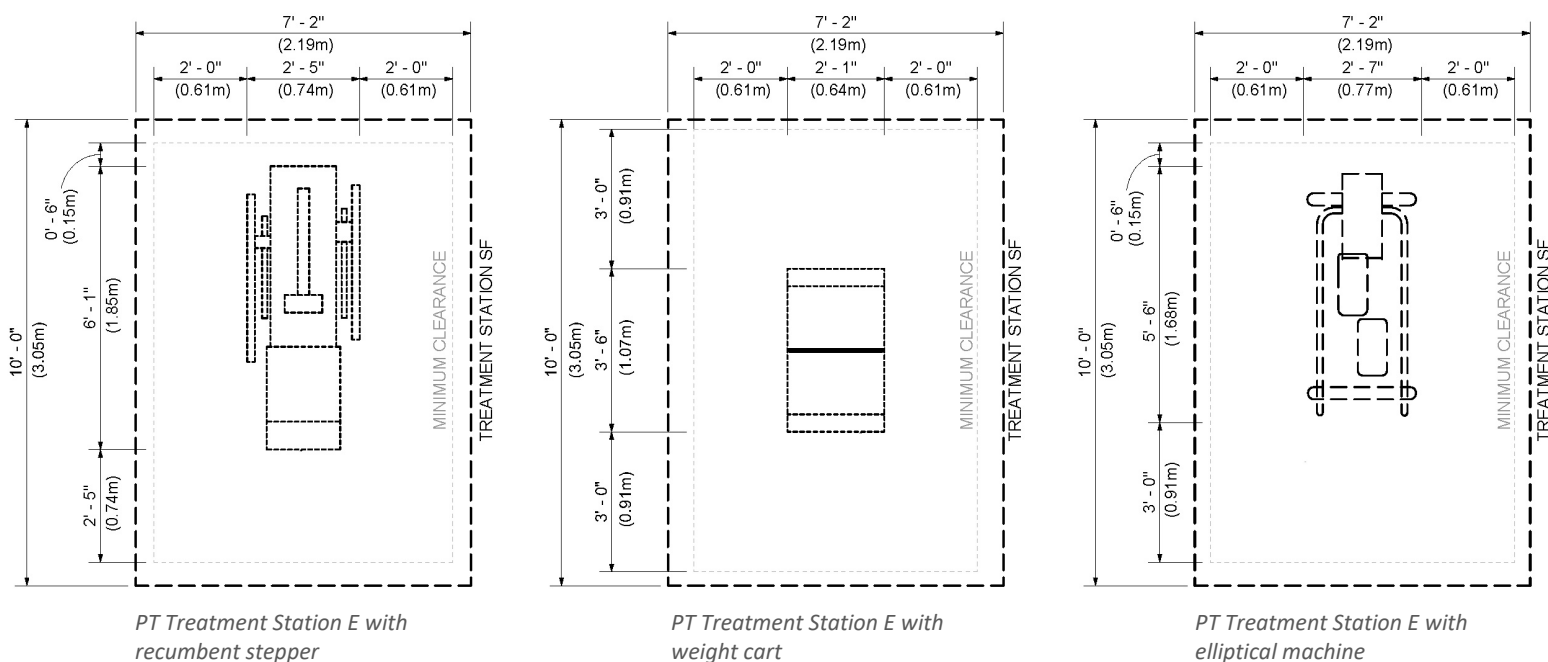


Figure 15 PT Treatment Station E with equipment options





Figure 16 The PT side of the PT/OT Open Treatment Area at the New Orleans VAMC includes stairs, mats, exercise equipment, and a PT Gait Lane.



Figure 17 The outpatient PT Open Treatment Area at the Richmond VAMC includes a lift over a set of parallel bars, which are next to a mirror so Veterans can observe their gait.



2.5.2 Ceiling Lifts

The middle of the PT Open Treatment Area contains one or more PT Gait Lanes with a dynamic bodyweight support (DBWS) system that responds to the Veteran's movement. Lifts that provide DBWS protect Veterans from falls while compensating for their weight, allowing Veterans to safely practice real-world movements and advance more quickly in their therapy. Various equipment placed underneath the DBWS lift enables the Veteran to engage in balance training, stair-climbing, avoiding obstacles, and training on other surfaces.

The PT Gait Lane can be straight or elliptical; it is preferable to provide both. There should be at least 30 feet of continuous track length with DBWS. This length provides the necessary distance for therapists to conduct walking tests that require specific measurements to gauge the Veteran's functional improvement. The DBWS lift tracks can be equipped with multiple motors to allow several Veterans to utilize the PT Gait Lane at one time on different parts of the track. One end of the linear PT Gait Lane extends into a PT Treatment Cubicle (described below) to allow Veterans to transfer directly to the PT Gait Lane from a mat table.

In addition to DBWS lifts, ceiling lifts that assist Veterans on and off equipment are an essential component in the PT Open Treatment Area. Veterans who need lift assistance should not be limited in the equipment available to them. When a facility serves a Veteran population with a high frequency of ambulatory issues, ceiling lifts must extend over as many pieces of equipment as possible. Comprehensive lift coverage also increases the flexibility of the PT Open Treatment Area for its future uses as equipment moves and changes. Floor lifts are stored in the PT Equipment Storage Room for use when lift support is needed beyond the reach of ceiling lifts.

Lift coverage for bariatric uses must be considered; consult the VA Safe Patient Handling and Mobility Design Criteria for this analysis.

It is essential that the ceiling of the PT Open Treatment Area – and any space where lift assistance will be needed – be high enough for the installation of lifts, including lifts that are situated over tall equipment such as stairs. Typically, a minimum of 10 feet is sufficient, depending on the manufacturer.





Figure 18 The PT Gait Lane in the inpatient PT Open Treatment Area at the Richmond VAMC circles around the middle of the room.

2.5.3 Semi-Private and Private Space

PT Treatment Cubicles are partially enclosed therapy spaces that offer visual privacy within the PT Open Treatment Area. They are located along one wall and are separated from the PT Open Treatment Area with curtains. Cubicles are “paired” so that each shares a curtain on one side with another cubicle – thus, PT Treatment Cubicles have two walled sides and two curtained sides (refer to the floor plan in Section 4 Room Templates and Reference Plans [4.4.1 PT Open Treatment Area, Medium] for a graphical depiction). This pairing allows two cubicles to be combined into a larger space by drawing back the dividing curtain to accommodate multiple chaperones, family members, therapists, etc. All PT Treatment Cubicles must include ceiling lifts; in the single PT Treatment Cubicle that the Gait Lane extends into (described above), lift assistance is provided by the DBWS system.

General Treatment Rooms are located off the PT Open Treatment Area for modalities that require complete privacy. One Specialty Care Exam Room with an ensuite toilet must be provided off the PT Open Treatment Area for pelvic floor therapy. General Treatment Rooms and Specialty Care Exam Rooms off the PT Open Treatment Area must include ceiling lifts. Refer to Section 2.3 Common Patient Area for a description of these rooms and Section 4 Room Templates and Reference Plans for room layouts and contents (4.3.2 General Treatment Room, PMR Svc [CT014]).



To provide the greatest privacy for the Veteran, tables in private and semi-private therapy space must be positioned so that neither the Veteran's feet nor head face the entrance. In addition, clearances around the mats and tables must be wide enough to allow the Veteran to transfer on either side from a chair or wheelchair. Refer to the General Treatment Room floor plan in Section 4 Room Templates and Reference Plans (4.3.2 General Treatment Room, PMR Svc [CT014]), as well as the floor plan of the PT Open Treatment Area (4.4.1 PT Open Treatment Area), for depictions of tables in these spaces.



Figure 19 PT Treatment Cubicles in the outpatient PT Open Treatment Area at the Richmond VAMC have walls on three sides for added privacy.



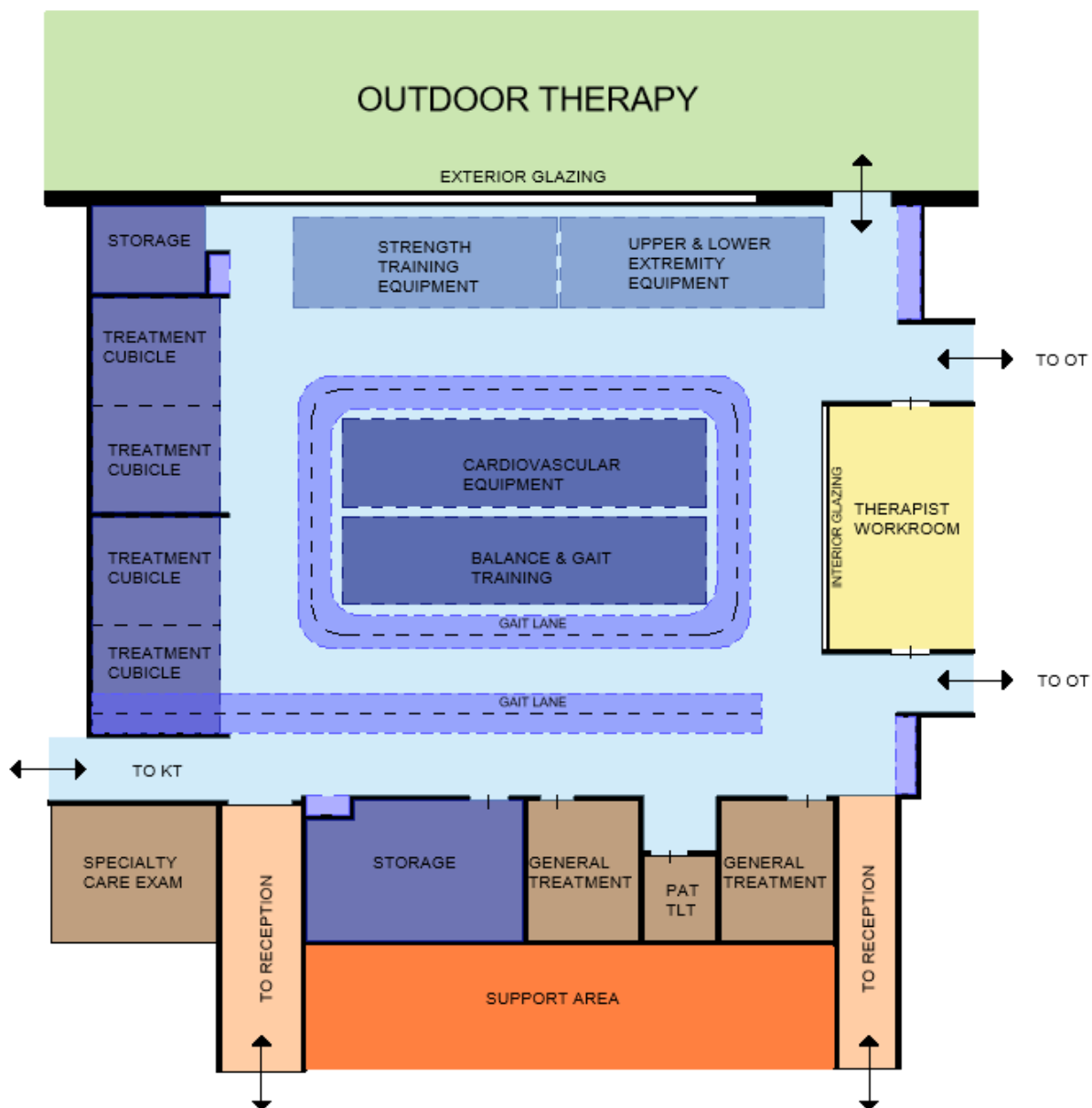


Figure 20 Physical Therapy (PT) Area Layout



2.6 Kinesiotherapy (KT) Area

KT is an exercise-based discipline that is intrinsically tied to PT. KT and PT use much of the same equipment, and Veteran care is often part of a collaborative approach between the disciplines. Therefore, the KT Area must be adjacent to the PT and OT Areas to facilitate sharing therapy tools and spaces. The KT Area location must also offer convenient access to the Cardiopulmonary Rehabilitation Room in the Common Patient Area.

Refer to Section 4 for layout and contents of the KT Open Treatment Area (4.4.2 KT Open Treatment Area).

2.6.1 KT Open Treatment Area Zoning and Equipment

At many facilities, the KT Open Treatment Area is integrated into the PT Open Treatment Area. Cardio equipment, dumbbells, and universal exercise machines are standard equipment for both therapies and can be shared if the amount of KT provided at the facility does not necessitate a separate space.

If the projected need for KT is great enough to warrant a dedicated Open Treatment Area, organize the KT Open Treatment Area in distinct zones for cardiovascular equipment, strength training equipment, and gait training equipment. Provide mirrors in the strength training and gait training zones to observe body form and movement during therapy activities.

KT Treatment Stations within the KT Open Treatment Area include the footprint of each equipment item and circulation space around it. They provide adequate clearance for transfer from wheelchairs and assistance from therapists. Power/data outlets for equipment must be designed in an integrated grid pattern that follows the Treatment Stations and supports future changes in equipment and technology. See Section 2.5.1 PT Open Treatment Area for more information on Treatment Stations and equipment selection.

2.6.2 Ceiling Lifts

The design team must ascertain the appropriate amount of lift coverage in the KT Open Treatment Area, both to assist Veterans onto equipment and for dynamic body weight support for gait training, based on the facility's needs and Veteran population. The ceiling of the KT Open Treatment Area must be high enough for lifts to be fully utilized in assisting and positioning Veterans, and to accommodate tall equipment such as stairs; typically, a minimum of 10 feet is sufficient, depending on the manufacturer.

Lift coverage for bariatric uses in the KT Open Treatment Area must be considered; consult the VA Safe Patient Handling and Mobility Design Criteria for this analysis.



2.6.3 Semi-Private and Private Space

KT Treatment Cubicles are partially enclosed therapy spaces that offer visual privacy within the KT Open Treatment Area. They are located along one wall and are separated from the KT Open Treatment Area with curtains. The cubicles are “paired” and share a curtain on one side, so they can be combined as needed when a larger space is necessary for family members, caregivers, or additional therapists. Ceiling-mounted lifts are provided in Treatment Cubicles to assist Veterans onto the mat tables.

The KT Open Treatment Area includes a General Treatment Room directly off the open space for modalities requiring full privacy. Ceiling-mounted lifts are provided in the General Treatment Room to assist Veterans onto the table. Refer to Section 2.3 Common Patient Area, and Section 4 Room Templates and Reference Plans (4.3.2 General Treatment Room, PMR Svc [CT014]), for more description of the General Treatment Room.

A Single-User Tele-Therapy Room must be located adjacent the KT Open Treatment Area to facilitate interactions between providers and therapists with Veterans in remote locations.

2.6.4 KT Group Room

Many wellness activities offered at a VAMC are connected to KT via a focus on movement. The KT Area also includes a KT Group Room for group Whole Health functions such as the MOVE! weight management program, tai chi, dance, and other activities. This room is adaptable to different functions throughout the day, with minimal furniture that is easy to rearrange as needed. It must be outfitted with telehealth capability.



2.7 Occupational Therapy (OT) Area

OT is provided in a combination of private, semi-private, and open spaces, with the OT Open Treatment Area (the gym) serving as the “hub” of rehabilitation activities. In the OT Open Treatment Area, Veterans work on motor skills for everyday life activities. The OT Open Treatment Area preferably connects directly to the PT Open Treatment Area to promote collaboration and allow each discipline to share equipment as needed in a Veteran’s course of therapy. At smaller facilities, OT and PT can be combined in a single Open Treatment Area. The OT Area must also be adjacent to the Assistive Technology (ATech) Area. A Therapist Workroom is located between the PT and OT Open Treatment Area, providing access and visibility to those areas.

The functional diagram (Figure 28) at the end of this section depicts an optimal layout of the OT Area spaces described in this section. Refer to Section 4 Room Templates and Reference Plans for contents and layout of the OT Open Treatment Area (4.4.3 OT Open Treatment Area).

2.7.1 OT Open Treatment Area Zoning and Equipment

The OT Open Treatment Area is an adaptable space with zones for table-based and equipment-based therapy. To the extent possible, it must provide direct access to outdoor space, as well as daylight and views to the exterior. The OT Open Treatment Area is zoned by equipment type and activity, with open spaces organized near a window wall and quiet, enclosed spaces located at an inner edge of the OT Open Treatment Area.

Table-based therapy is used for fine motor skills and task-based training including puzzles, games, and small object manipulation. As shown in Figure 28, tables are grouped by size for both one-on-one and group therapy activities, with appropriate clearance for access and safety. One-on-one tables are located in a row along an exterior wall. Table-based treatment can get noisy; the tables must not be adjacent to rooms or zones where quiet concentration is needed, such as the OT Cognitive Skills Training Room.

The equipment zone is in the middle of the Open Treatment Area and consists of OT Treatment Stations, which provide footprints for equipment items and the necessary clearance around them. Equipment will vary for each site, and the specific program will define the particular equipment required. Equipment may include a recumbent cross-trainer, interactive motor task simulators, and touch-sensitive, computer-based interactive tabletop devices. See Section 2.5.1 PT Open Treatment Area for more information on Treatment Stations and equipment selection process. Power/data outlets for equipment must be designed in an integrated grid pattern that follows the OT Treatment Stations and supports future changes in equipment and technology.





Figure 21 The OT side of the PT/OT Open Treatment Area at the Orlando VAMC includes mat tables, desk stations, and cabinetry for therapy equipment and supplies.



Figure 22 The OT Open Treatment Area at the Richmond VAMC includes a table-based therapy zone and direct access to an exterior space for outdoor therapy.



2.7.2 Ceiling Lifts

The design team must ascertain the appropriate amount of lift coverage in the OT Open Treatment Area to assist Veterans with equipment and dynamic bodyweight support for gait, balance, and ADL training. The ceiling of the OT Open Treatment Area must be high enough to help and position the Veterans – typically a minimum of 10 feet depending on the manufacturer.

Lift coverage for bariatric uses in the OT Open Treatment Area must be considered; consult the VA Safe Patient Handling and Mobility Design Criteria for this analysis.



Figure 23 The OT side of the Open Treatment Area at the New Orleans VAMC includes a lift track whose path has two turns and runs over a treadmill.

2.7.3 Semi-Private and Private Space

OT Treatment Cubicles are partially enclosed therapy spaces that offer visual privacy within the OT Open Treatment Area. They are located along one wall and are separated from the OT Open Treatment Area with curtains. The cubicles are “paired” and share a curtain on one side, so they can be combined as needed for additional family members, caregivers, or therapists. Ceiling-mounted lifts are provided in OT Treatment Cubicles to assist Veterans onto the mat tables.

As shown in the floor plan in Section 4 Room Templates and Reference Plans (4.4.3 OT Open Treatment Area), one pair of OT Treatment Cubicles is longer than the typical Treatment Cubicle to provide additional space for co-treatment sessions with two patients.

One General Treatment Room must be adjacent and accessible to the OT Open Treatment Area for treatments that require complete privacy. Refer to Section 2.3 Common Patient Area for a description of the General Treatment Room and Section 4 Room Templates and Reference Plans for room layouts and contents (4.3.2 General Treatment Room, PMR Svc [CT014]).



Provide ceiling-mounted lifts in OT Treatment Cubicles and General Treatment Rooms to assist Veterans onto the tables and mats, if required to serve the Veteran population.

The OT Cognitive Skills Training Room provides a private space directly off the OT Open Treatment Area for Veterans to work on daily mental task training that can be accomplished seated at a table, such as creating shopping lists and balancing checkbooks. These tasks require quiet concentration, so this room must be adequately isolated from loud activities within the OT Open Treatment Area. The room contains an adjustable table, storage, and a sink. It is the same size as a General Treatment Room to maintain flexibility and adaptability.

In the OT Hand Therapy Room, therapists work with Veterans on various upper extremity therapy objectives, such as increasing range of motion and dexterity, building strength, and managing pain. The Hand Therapy Room is sized and outfitted similarly to the General Treatment Room but requires additional in-room storage for the various tools used for hand therapy.

The OT Area also includes the OT Multiple-Skill Training Room for improving balance and mobility while traversing different floor and pavement textures and conditions. This room provides an indoor, controlled environment for Veterans to train on samples of floor materials that are commonly encountered in indoor and outdoor settings, and can include concrete, brick pavers, wood, and carpet. Elevation transitions are also simulated with curbs, curb cuts, ramps, and single steps. These elements are part of the architecture of the room as opposed to being therapy devices that simulate conditions. A traverse patient lift enhances the functionality of this therapy space.

2.7.4 OT Activities of Daily Living (ADL)

The OT ADL area combines aspects of the Veteran's home environment for therapy and skills training on everyday life activities such as eating, bathing, dressing, toileting, and transferring. This area requires adequate Wi-Fi coverage to support wireless devices.

The OT ADL area includes a suite of rooms that replicate the home setting. Refer to Section 4 Room Templates and Reference Plans for layout and contents of this space (4.3.7 OT ADL Kitchen, PMR Svc [CT111]; OT ADL Bathroom, PMR Svc [CT112]; OT ADL Laundry Room PMR Svc [CT113]; and OT ADL Bedroom, PMR Svc [CT114]). The suite consists of the following spaces:

- The OT ADL Kitchen includes typical residential appliances: a range, refrigerator, microwave, dishwasher, and other small household items. A variety of accessible cabinetry and countertops typical of a residential setting is included to allow the Veteran to practice daily food preparation and cleaning tasks. Comprehensive lift coverage allows Veterans to safely engage in these activities. Some of the counters and wall cabinets incorporate motorized, height-adjustable systems that enable therapy to be tailored to a Veteran's needs and demonstrate the adaptable products for the home setting. This room also includes an adjustable table with seating for eating, table setting, and other activities.



- The OT ADL Laundry Room contains a washer, dryer, and a closet for typical housekeeping items such as an iron and ironing board, vacuum, and broom. Include a front-loading and top-loading washer and dryer to allow Veterans to train on the type of unit in their homes.
- The OT ADL Bedroom contains an adjustable mat table with a lift, closet, desktop computer, and a crib. This space resembles the residential environment and includes “smart home” technology related to the bedroom (controls for bed, lamps, lighting, television, phone, etc.).
- The OT ADL Bathroom contains all standard plumbing fixtures that a residential setting may have, and can be adapted to replicate common home environments. It includes a non-operational tub and shower for practicing transfers, a functional toilet, and a vanity sink, as well as storage for adaptive equipment used during training. The OT ADL Bathroom has two entrances: a standard hospital-sized 48-inch door for accessibility, and a 36-inch door from the OT ADL Bedroom to replicate the narrower doors in a residential setting. A traverse patient lift provides full lift coverage in this room.

In addition to the residential suite of rooms, the OT area includes space for training on life activities outside of the home:

- An OT Indoor Training Vehicle Station utilizes a non-operating vehicle to practice entering and exiting a car. It must be located in the OT Open Treatment Area.
- The OT Community Skills Training Room contains an interactive touch wall with lights which is used to train vision and touch coordination. Additional, complimentary equipment items should be determined by the specific project – these may include ATMs, cashier stations, grocery shelves, or public bathroom stalls. Ideal equipment selections reflect the local environment (e.g., a turnstile for areas that offer subway transportation).

Lift coverage for bariatric uses in the ADL area must be considered. Consult the VA Safe Patient Handling and Mobility Design Criteria for bariatric design considerations.





Figure 24 The New Orleans VAMC OT ADL area includes an OT ADL Bedroom for smart home technology training.



Figure 25 The New Orleans VAMC OT ADL area includes an OT ADL Kitchen which also holds music therapy equipment.





Figure 26 At the New Orleans VAMC, two converted houses are used for ADL training including commercial activities such as grocery shopping.



Figure 27 The New Orleans VAMC ADL area includes airline seats to help Veterans prepare for commercial flights.



2.7.5 OT Rehab Technology Room

The layout and contents of the OT Rehab Technology Room are similar to the Assistive Technology Smart Home Training Room, with a focus on “smart device” training for the home environment (refer to Section 2.8 Assistive Technology [ATech] Area for a description of this room’s function and contents). The OT Rehab Technology Room must also include a height-adjustable table for evaluating Veterans custom needs for assistive technology solutions. A strong Wi-Fi signal is essential in this room to support wireless devices. If the PMR Svc facility does not include an Assistive Technology (ATech) Area, ATech activities can be conducted in this room.

2.7.6 OT Support Rooms

Equipment and supplies are stored in rooms adjacent to the OT Open Treatment Area. OT requires the use of a variety of supplies, devices, and therapeutic tools, so storage is vital to the operation of the therapy areas. In addition to dedicated storage rooms, storage alcoves must be distributed around the OT Open Treatment Area to ensure that therapists have items within reach.



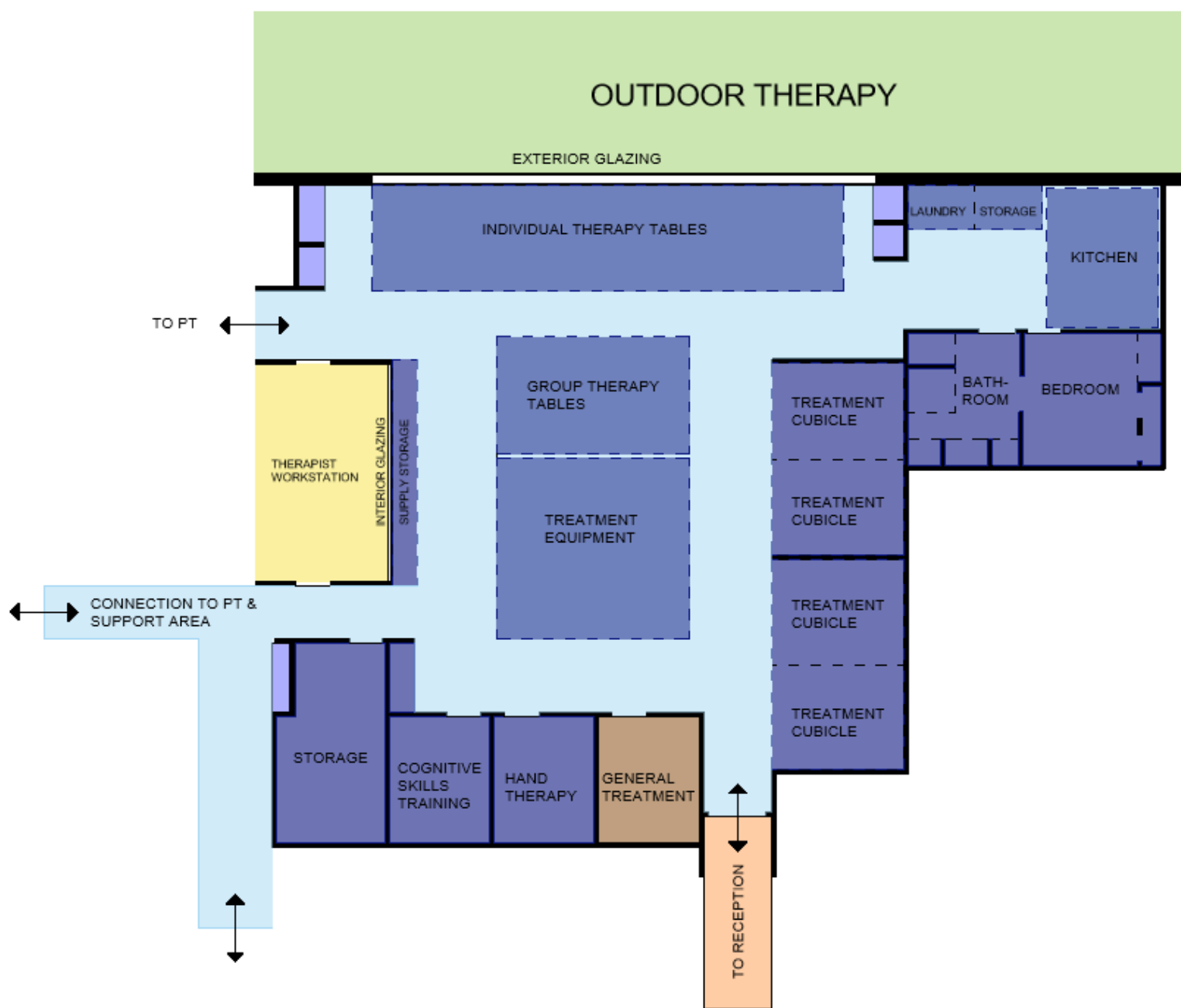


Figure 28 Occupational Therapy (OT) Area Layout



2.8 Assistive Technology (ATech) Area

Dedicated ATech space is included in the design of extensive PMR Svc facilities, and those serving an area of the Veteran population where the demand for device fabrication and training is sufficiently high. The training and use of assistive technology are components of OT. When an ATech Area is not provided, some ATech services are provided in the OT Rehab Technology Room and the OT ADL suite of rooms within the OT Area. When the ATech Area is provided, it must be adjacent to the OT Area. The indoor ATech Area must also have direct adjacency to the Outdoor Therapeutic and Recreational Areas.

The functional diagram at the end of this section (Figure 29) depicts an optimal layout of the ATech Area spaces described in this section.

The ATech Area contains a variety of spaces to facilitate creating, fitting, and training with assistive devices, including those listed below. All rooms must be telehealth-ready and have a reliable Wi-Fi connection.

- The ATech Lab provides space for evaluating a Veteran's needs for assistive solutions, testing and training with equipment, and a workspace for therapists. The room's contents include, but are not limited to: a desktop computer and printer, space for laptop computers, charging stations, home electronic devices, various switches and hand tools, lamps with Wi-Fi bulbs, an automatic feeding machine, and cabinets for the storage and charging of these devices. A wall-mounted TV panel is used by staff for training, providing telehealth services to groups, and demonstrating the interface with smart devices to Veterans. Strong Wi-Fi coverage is especially vital in this room.

Refer to Section 4 Room Templates and Reference Plans for ATech Lab layout and contents (4.3.9 ATech Lab, PMR Svc [CT131]).

- The ATech Individual Treatment Room is a space for evaluating a Veteran's custom needs for assistive solutions on a one-on-one basis. It is equipped with an adjustable-height table, storage cabinets, and space for a therapist to use a laptop computer when working with the Veteran. Typically, assistive devices for testing and training are brought into this room from the ATech Lab.
- The ATech Speech-Language Pathology Room is a space for cognitive training using augmentative and alternative communication (AAC) devices to assist Veterans with speech, language, voice, and cognitive and communication disorders. It must contain a variety of AAC devices, from low-tech to high-tech, and any tablets, switches, computers, charging ports, or other technology to support these devices.



- Custom prosthetics and assistive devices are fabricated in a series of rooms designed to support 3-D printing technology. The ATech 3-D Printing Station is typically an enclosed, table-mounted printer. Provide a HEPA vacuum to clean debris off this station. In addition, an ATech 3-D Printing Post Processing Room is provided for sanding, sewing, and assembling printed devices. This room has special ventilation requirements to mitigate the dust produced by sanding – refer to Section 3.4 Mechanical Systems for more information. This area also has dedicated storage for printed devices and design tools.
- The ATech Virtual Reality Room provides a safe space for Veterans to interact with various environments in a computer-generated virtual setting. One Veteran uses the room and technology at a time, typically wearing a headset displayed on a monitor for the therapist to observe. The Veteran either sits at a workstation with a gaming desktop or stands in the open floor space in the room. The gaming desk must be height-adjustable to adapt to different Veterans’ needs. Organize furniture and storage components along one wall in the room to ensure open space for Veteran movement. Provide dimmable lighting.
- In the ATech Smart Home Training Room, Veterans adapt to a home environment outfitted with “smart devices” that connect to and control settings on various appliances and furniture. The room contains an electric hospital bed for Veterans on home use of hospital-style beds, as well as a small sofa and end tables for lamps. Thermostats, lighting, appliances, security, and potentially other items may be also be included according to the facility’s needs (note that the thermostat is for interface training and is not required to be attached to the wall or control the room’s temperature). Lighting in the room must be dimmable.
- The ATech Outdoor Areas provide space for Veterans to work with assistive devices. It includes space for therapy as well as active and passive recreation. In addition, various terrain such as grass and gravel and obstacles such as curbs and ramps must be part of the design for practice with wheelchairs and other assistive devices. Provide space for basketball, horseshoe throwing, and other outdoor sports. A paved track must also be included for Veterans to gain strength and mobility in the operation of wheeled devices.
- Storage is a significant component of ATech due to the many devices used. The ATech Area includes four storage rooms which range in size from 120 to 460 square feet, depending on function and facility workload. Storage areas must incorporate charging capabilities as needed and accommodate items as large as recumbent bikes.



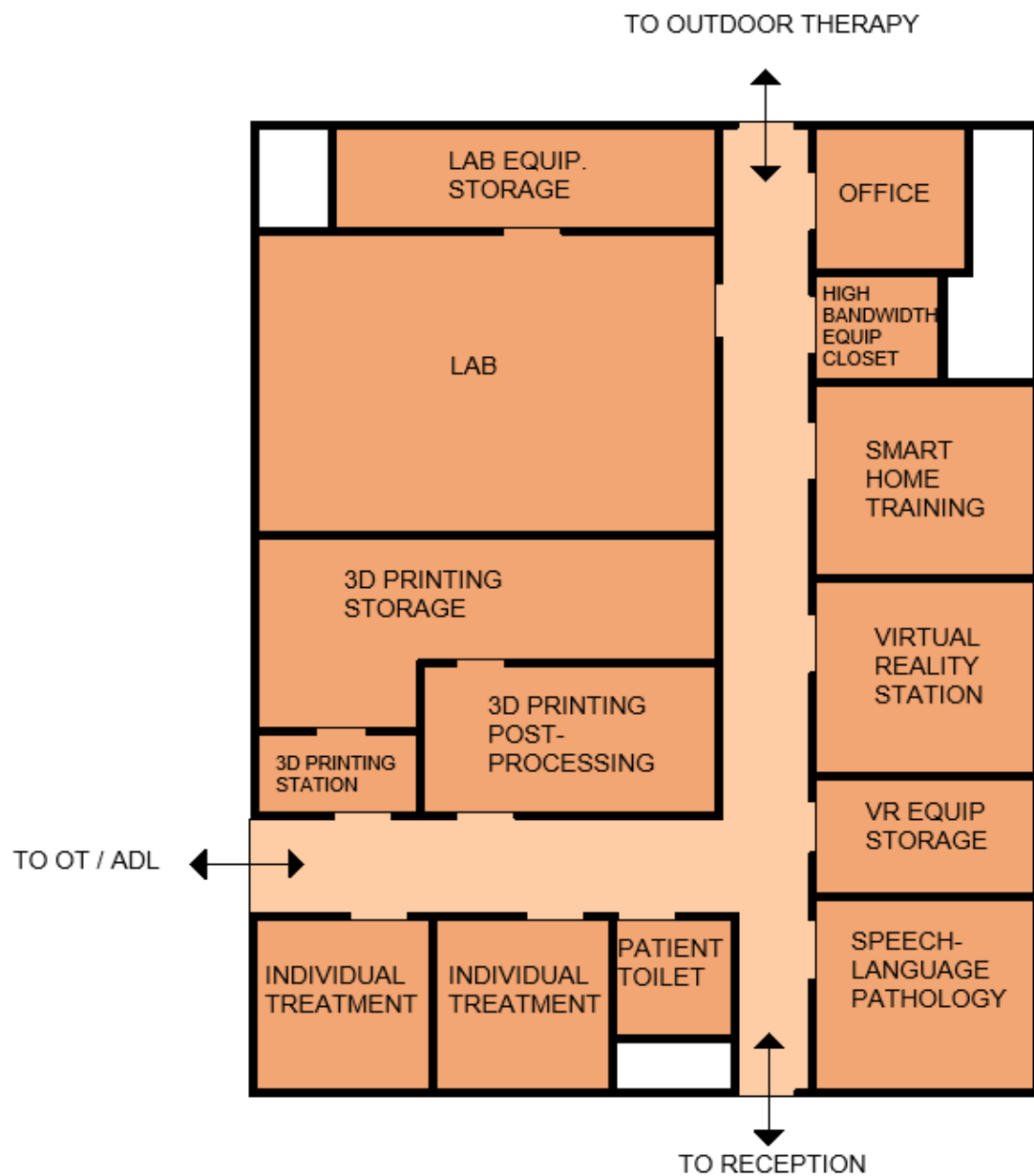


Figure 29 Assistive Technology (ATech) Area Layout



2.9 Chiropractic Care (CC) Area

The CC Area provides private space for one-on-one treatment, similar in layout to the rooms in the Common Patient Area. Therefore, the Common Patient Area is the preferred location for the CC Area within PMR Svc. This location also reduces the travel distance for Veterans.

The CC Area is located within PMR Svc at roughly half of VA Medical Centers. Every design and planning effort must account for the needs of the facility, and locate the CC Area appropriately according to those needs.

2.9.1 CC Exam/Treatment Room

The CC Exam/Treatment Room is equipped to provide an examination, manual therapy, and non-invasive or minimally invasive procedures. Refer to Section 4 Room Templates and Reference Plans for room layout and contents (4.3.6 CC Exam / Treatment Room, PMR Svc [CT071]).

The CC Exam/Treatment Room includes a chiropractic table for examination and manual therapy. The table's placement is in the center of the room, with clearances on all sides for the chiropractor to access the Veteran. A wall-mounted provider workstation with articulating arm with tilt/pan capability allows the chiropractor to face the Veteran while documenting the encounter before the procedure. Also provided in this room are two side chairs for the Veteran and a caregiver or chaperone to sit during the intake discussion, as well as a modality cart – typically a combined electrical stimulation / ultrasound machine. Wall-mounted diagnostic equipment must be organized on the wall at the head end of the chiropractic table.

A floor lift must be readily accessible for use in the CC Exam/Treatment Room, which is sized to transfer Veterans when required. The floor lift is stored in the CC Supply Storage Room.



2.10 Driver Training (DT) Area

The location of the DT Area must provide immediate access to the exterior so that there is a short distance from indoor to outdoor DT space. The DT Area must also be conveniently accessible from OT ADL space, where vehicle transfer training occurs (the focus of DT is on the operation of motor vehicles rather than transfer).

2.10.1 DT Simulator Station

The DT Simulator Station is an essential equipment item for DT. It incorporates a steering wheel, seating, pedals, and monitors to provide a computerized driving simulation, both for Veteran training and for assessment of range of motion, strength, coordination, and reaction time. The seat is removable to accommodate Veterans in wheelchairs. The Veteran transfers to the DT Simulator Station from its left side, consistent with a left-hand drive vehicle.

The DT Simulator Station is contained in a private room used by one Veteran at a time to eliminate distractions and allow the Veteran to focus on the therapy activity. The room must have dimmable lighting for lower levels during simulation training. Refer to Section 4 Room Templates and Reference Plans for room layout and contents (4.3.8 DT Simulator Station, PMR Svc [CT122]).

In addition to the simulator, the room also includes the following equipment:

- A table is provided for clinical testing such as vision screening, written testing, and other activities that may require portable equipment. The table must be height-adjustable to provide access for wheelchair users, and be positioned to allow access for the Veteran and therapist to sit at opposite sides. Provide one chair for the Veteran at this table; the therapist can move his or her workstation chair to the table as needed.
- A workstation is included to access videos, modify simulation, etc. The position of this workstation must be outside of the Veteran's field of vision while using the simulator, so that the Veteran's concentration is not disturbed while operating the simulator. However, it must be near enough to the testing table for the therapist to easily move his or her chair between the stations.
- A storage cabinet is provided for adaptive equipment to modify the simulator according to the Veteran's specific needs, such as steering devices or hand controls. This cabinet provides a mix of open and closed shelving. It is acceptable to locate the cabinet next to the Simulator Station for ready access. Infrequently used items may be stored in an Equipment Storage Room.
- Two folding chairs are stored on the wall to provide seating for family, caregivers, or chaperones as needed.



Typically, Veterans start at the table for testing, then move to the DT Simulator Station for training and assessment. The placement of equipment in the room must allow a Veteran in a wheelchair to move between these areas easily, and there must be space to move the simulator seat out of the way during the appointment; refer to the floor plan in Section 4 Room Templates and Reference Plans for minimum clearances (4.3.8 DT Simulator Station, PMR Svc [CT122]). The DT Simulator Station preferably faces a wall, and must be open on the left side.



Figure 30 The Driver Training program at the Richmond VAMC includes a Simulator Station.

2.10.2 DT Outdoor Training Vehicle Area

The DT Outdoor Training Vehicle Area provides working vehicles for training. It is preferably located in a dedicated exterior space, separate from the facility's pick-up/drop-off zone, to prevent issues with crowding. The area must provide space for the quantity of vehicles determined by the volume projections and account for various vehicle types. The amount of space is defined by the number and type of vehicles being provided. Each vehicle must have a dedicated space that replicates standard accessible parking space dimensions and striped access zones.

The DT Outdoor Training Vehicle Area includes the following components:

- Covered parking spaces offer protection from inclement weather. In colder climates, the DT Outdoor Training Vehicle Area is preferably located in a covered garage for additional protection.
- A storage shed stores equipment related to outdoor driver training such as battery chargers, snow removal tools, etc. The shed must be secured to the ground or an adjacent building.
- Charging stations are included for electric and hybrid vehicles.



2.11 Aquatic Therapy (AT) Area

The AT Area does not have any specific adjacency needs with other areas. It is preferable to locate AT directly off the Reception Area; Veterans often go straight to the AT Area without entering the Common Patient Area first, and the AT Area may be used by Veterans and staff outside of regular business hours. Windows to the exterior are important in the AT Area to foster a calming environment.

Figure 33 Aquatic Therapy (AT) Area Layout on page 2-48 depicts an optimal layout of the AT Area spaces described in this section. Refer to Section 4 Room Templates and Reference Plans for AT Pool layout and contents (4.3.10 AT Pool, PMR Svc [CT171]; AT Treadmill Pool, PMR Svc [CT172]; AT Pool Deck, PMR Svc [CT173]; AT Pool Wheelchair Lift, PMR Svc [CT174]; and AT Treadmill Pool Deck, PMR Svc [CT175]). It is important to note that some design provisions of this area will be site-specific solutions. Features related to safe patient handling, such as the AT Pool Deck width, and those related to Veteran privacy, such as the AT Universal Patient Toilet/Shower/Locker Room, must be followed. However, the “best practice” dimensions, depth, and slope of the AT Pool are not one-size-fits-all, and must account for the AT Pool’s anticipated uses. The ramp configuration in the room template is predicated on the specific design and depth of the Pool and will require modification on a project-specific basis should those features change.

2.11.1 AT Pool and AT Pool Deck

The AT Pool must provide multiple entry points for staff and Veterans at different levels of mobility. Multiple access points also facilitate access to Veterans in emergencies. Veterans may use stairs, lifts, ramps, or ladders to enter. Stairs and ladders are beneficial for ambulatory Veterans, as they provide training for real-world pool entry. Ramps and lifts are used by less mobile Veterans. Ramps have the additional advantage of providing a therapy space for activities like resistance training. Lifts may be chair or ceiling lifts. Chair lifts provide better real-world training (they are common in community pools, while ceiling lifts are rare), while ceiling lifts provide more coverage over the Pool, which is advantageous in emergencies. Ladders also provide unobtrusive added ingress and egress points, which is beneficial for staff. The number and type of AT Pool entries is a site-specific solution that must account for staff needs and anticipated use.

The AT Pool may have a flat floor or sloped floor depending on the facility’s specific needs. A sloped floor provides a variety of depths in a single area, making it adaptable for a variety of therapeutic activities. Flat floors are favorable for group activities and exercises such as underwater running. A partially independent deep portion at one side of the AT Pool is useful for activities requiring additional water depth, such as adaptive sports like water polo, kayak training, etc. A barrier between the two depths is necessary if the AT Pool floor is flat and includes a deep section (as depicted in Section 4 Room Templates and Reference Plans [4.3.10]). The ideal floor configuration, depth, and slope of the AT Pool are determined based on its anticipated uses. Accommodations in local community pools that Veterans may use may influence the design of the AT Pool.



The AT Pool temperature is a factor of the Veteran population and therapeutic intent, and is determined by the facility's needs. Veterans with physical ailments such as injuries or arthritis typically prefer higher temperatures (up to 93°F), while Veterans with neurological conditions such as multiple sclerosis prefer temperatures as low as 83°F. A mid-range temperature around 88°F may be desirable if therapy for both physical and neurological disorders is provided. Generally, temperatures are kept steady in the AT Pool and not adjusted.

AT Pool Deck flooring must be slip-resistant material. The AT Pool Deck must be flush with the AT Pool's edge to avoid trip hazards. Clearance around the AT Pool must provide enough space for two wheelchairs to pass at any point. Trench drains along the walls in the AT Pool Deck are preferred over point drains in order to prevent differential floor slopes.

Lights in the AT Area must not be installed directly over the AT Pool as this complicates access for maintenance and poses a safety hazard if a lens breaks. Instead, organize lighting at the perimeter above the AT Pool Deck and orient to adequately light the space while preventing glare on the AT Pool's surface.

AT Pools and AT Treadmill Pools (described below) require rigorous cleaning protocols. Refer to the CDC Model Aquatic Health Code for guidance on sanitation practices relevant to design.




Figure 31 The AT Pool at the Richmond VAMC includes a ramp which is used for Veteran entry as well as therapy activities. Lighting is placed around the perimeter of the room instead of over the water.



2.11.2 AT Treadmill Pool

The AT Area contains one AT Pool and one AT Treadmill Pool. The AT Treadmill Pool is separate from and smaller than the AT Pool and must be in the corner of the AT Area to reduce the number of pool edges around which Veterans navigate. The AT Treadmill Pool is useful for individual or small-group therapy and low-impact cardiovascular exercise. It includes a moveable floor to allow zero-step entry and customizable depths, jets to provide resistance, and cameras to monitor motion. It is independent of the AT Pool and requires an accessible AT Treadmill Pool Equipment / Maintenance Room beneath it for service and for maintenance equipment storage. AT Treadmill Pools are usually purchased pre-manufactured as equipment items that can be customized for length and width.



Figure 32 The AT Treadmill Pool at the New Orleans VAMC includes jets for resistance and cameras to observe underwater motion.

2.11.3 Locker, Shower, Toilet, and Waiting Space

Veterans pass through locker rooms, toilets, and showers on their way to the AT Pool, so they can shower and change into swim gear. The design must not require Veterans to pass through the AT Pool Deck before changing in the AT Male or Female Patient Locker Rooms, as wearing street shoes onto the potentially wet AT Pool Deck presents a risk for falls and contamination.

Locker rooms, toilets, and showers are conjoined into a larger space, and separated by gender, as illustrated in the functional diagram (Figure 33) at the end of this section. A third, single-user changing place with a traverse lift – the AT Universal Patient Toilet/Shower/Locker Room – is provided for Veterans requiring additional privacy or assistance.



The AT Area includes two waiting spaces. AT Drop-off/Pick-up Waiting, which Veterans pass through on their way to the toilets, showers, and lockers, is separated from the AT Pool and Pool deck by a door. It is air-cooled and provides a space for Veterans and visitors to wait in street clothes. AT Patient Pool Deck Accessible Waiting is open to the AT Pool Deck, providing a warmer waiting environment for Veterans who have changed into swim gear. A window in the accessible waiting space overlooks the AT Pool so that Veterans can watch the pool activity, and therapists can monitor Veterans, as Veterans wait for their therapy session.

Flooring in the locker rooms, toilets, showers, and accessible waiting space must be slip-resistant material.



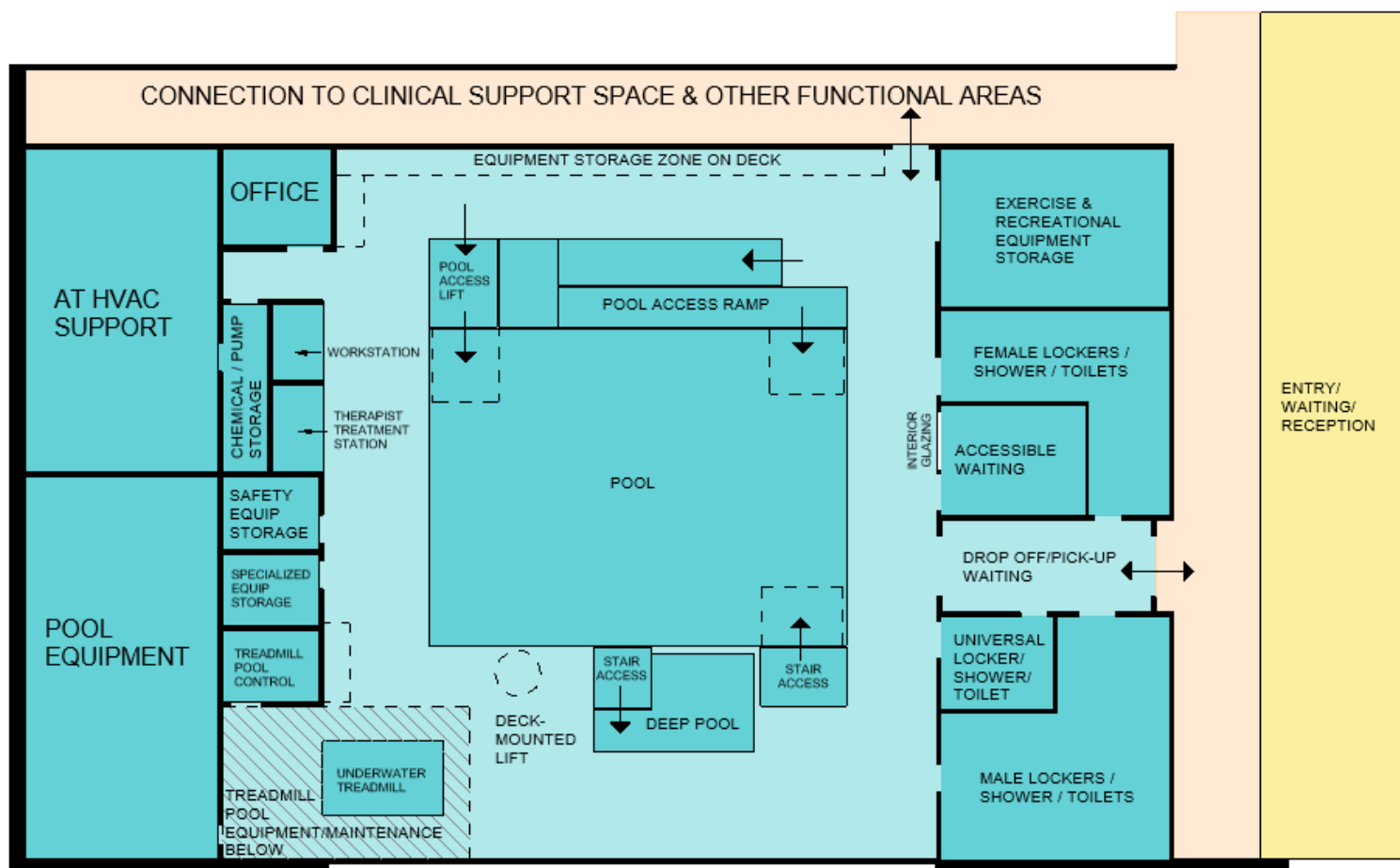


Figure 33 Aquatic Therapy Area Layout



2.12 Wheelchair Clinic Area

The Wheelchair Clinic Area is preferably located at the front of the facility to minimize the travel distance for Veterans in wheelchairs. Ideal adjacencies include the ATech Area and OT ADL rooms. Mobility assessments are often conducted outside the Wheelchair Clinic Area, in locations that provide a variety of settings and surfaces to maneuver. The following are preferable to be readily accessible for practicing maneuvering, particularly from the Wheelchair Fitting/Repair Room:

- High-traffic areas
- Elevators
- Various indoor surfaces including carpet, ceramic tile, luxury vinyl tile
- Various outdoor surfaces including grass, pavement, and gravel (the Assistive Technology Outdoor Area is an ideal setting for outdoor mobility assessments)

2.12.1 Wheelchair Fitting/Repair Room

All Veteran appointments in the Wheelchair Clinic Area occur in the Wheelchair Fitting/Repair Room. The wheelchair technician evaluates the Veteran's needs to select the appropriate wheelchair or modify the one in use as needed. The evaluation may include strength testing, checking for abnormalities, and pressure mapping. Once the fitting or repair is complete, Veterans typically receive training in the room. They may also leave the room for mobility assessments in various settings, returning for further adjustments as needed. One Veteran uses the room at a time.

Refer to Section 4 Room Templates and Reference Plans for room contents and layout (4.3.11 Wheelchair Fitting/Repair, PMR Svc [CT202]).

The room includes the following components and contents:

- A height-adjustable mat table
- Open space for training
- Traverse lift coverage across the table and open training space
 - The ceiling height in this space must be a high enough to provide clearance for the lift system in positioning Veterans in specialized wheelchairs. Typically, a minimum of 10 feet is sufficient, depending on the manufacturer.
 - Lift coverage for bariatric uses in the Wheelchair Fitting/Repair Room must be considered; consult the VA Safe Patient Handling and Mobility Design Criteria for this analysis.
- A work bench to make adjustments and repairs, with a locking cabinet underneath for storing tools
- Storage space for items that need to be readily available, including cushions and steering controls



- Seating for caregivers who may also receive training
- A mobile computer workstation for the therapist to use during the Veteran's appointment (a mobile workstation provides flexibility for therapists as they take measurements of the Veteran's chair in the center of the room)
- A stationary computer workstation for documenting and other administrative work
- Secured storage for small tools used in repair and adjustment of wheelchairs

2.12.2 Wheelchair Clinic Support Rooms

Wheelchairs are typically received into the facility via the Facilities Management Services or Logistics Service and then brought directly to the storage rooms in the Wheelchair Clinic Area. The design must be in accord with the facility's central receiving process. Wheelchairs shipped out of the Wheelchair Clinic Area are brought to the Wheelchair Workshop Receiving / Pick-Up Room for collection.

The Wheelchair Clinic Area requires a large amount of storage for wheelchairs and wheelchair accessories. Storage space is separated into a Wheelchair Storage Room and a Wheelchair Parts Storage Room. Storage rooms must include ample charging stations for powered wheelchair batteries.

The Wheelchair Clinic Area also includes a Wheelchair Washroom to clean wheelchairs as needed.



2.13 Support Area

The Support Area facilitates hygienic and efficient PMR Svc operations. The location of these staff-only rooms should provide for an efficient flow of supplies, equipment, and waste to and from these spaces. To the extent possible, circulation to these staff areas must have minimal impact on Veterans' care and movement. Interior finish solutions for these rooms must provide durability and ease of maintenance.

Support Area Rooms consist of the following spaces:

- Equipment Cleaning / Sanitation Room
- Soiled and Clean Utility Rooms
- Soiled and Clean Linen Rooms
- Supply Room
- Trash / Recycling Holding
- Housekeeping Aides Closet (HAC)
- Full / Empty Gas Cylinder Storage Room

If the service utilizes gas cylinders for cardiopulmonary rehabilitation, the Support Area must also include a Gas Manifold Room. Refer to Section 2.3.2 Cardiopulmonary Rehabilitation Room and Section 3.5.2 Specific Plumbing Systems for information on providing medical gas for cardiopulmonary rehabilitation.

A goal of VA healthcare is to create a safe environment to provide care safely without transmitting infection. PMR Svc is a high-touch service where Veterans may spend a significant amount of time, a portion of which is spent on physical exertion. The rigorous hygiene standards of PMR Svc are supported with cleaning, sanitation, and housekeeping rooms conveniently accessible from Veteran spaces.

Refer to Section 3.11 Solid Waste Management for information on the handling of trash, recycling, and soiled material.



2.14 Staff and Administrative Area

The Staff and Administrative Area contains open and closed office space for supervisory and administrative staff, as well as space for staff conferencing, breaks, and office supply functions. Offices benefit from following a modular design to support future reallocation without significant reconfiguring.

Workstation, office, and conference space must be telehealth-ready. For the protection of Veteran privacy, computer monitors in staff workstations must be positioned so they are not visible to passers-by.

When possible, locate those Staff and Administrative Area rooms in which staff will spend a significant portion of time on exterior walls with windows. Daylight provides a natural light source and allows staff to connect with the external environment, which is proven to relieve stress. In addition, glazing on interior walls allows sunlight to penetrate farther into the building. Clerestory lighting can bring daylight to interior rooms in single-story buildings or when the service is on the top floor of a multi-story building.

The Staff Breakroom provides a space for respite, social interaction, and eating. Its location must be separate from Veteran spaces while still being conveniently accessible from staff work areas. The Staff Breakroom must be enclosed to provide acoustic separation from surrounding areas. Air handlers serving this room must provide non-recirculating air to prevent spread of food aromas.



Figure 34 PMR SCV therapists at the New Orleans VAMC often meet in the Staff and Administrative Area in the mornings for huddles, leave for the day, then return at the end of the day to document.





Figure 35 This Staff Conference Room at the New Orleans VAMC is shared by Prosthetics Service and PMR Svc, and is used for staff meetings, medical clinics, education, and one-on-one durable medical equipment (DME) training.



2.15 Education Area

The Education Area supports academic training programs for fellows, residents, interns, and students from affiliated medical and training schools who provide direct care to Veterans and significant support to VA staff. The Training Room contains hoteling space with workstations, space for personal items, and areas for precepting. At facilities where the anticipated volume of fellows, residents, interns, and students is not high enough to require dedicated space, the service can share training space with Staff and Administrative Areas.



3.0 Building Technical Considerations

The purpose of Section 3 Building Technical Considerations is to refer users to discipline-specific design manuals. The narrative of this section focuses on items that are not addressed, as well as items that deserve special emphasis for their critical nature or function.

3.1 VA Policies/Directives/Handbooks, Codes, and Standards

3.1.1 Local Codes and References

The Public Buildings Amendments of 1988, 40 U.S.C. 3312, require that each building constructed or altered by a federal agency must, to the maximum extent feasible, comply with one of the nationally recognized model building codes and with other applicable nationally recognized codes. In addition to building-specific codes, VA projects must comply with federal, state, and local environmental laws, regulations, and Executive Orders. VA's policy is voluntary conformance with state and local code requirements even when permitting or approvals from local regulators are not required.

As an agency of the federal government, VA functions as the Authority Having Jurisdiction (AHJ) for all VA facilities and projects on VA property, and has the responsibility to guard public health and safety through enforcement of its own adopted codes and standards. For leased facilities, the AHJ is the local authority.

Planning, design, and construction of all PMR Svc facilities must be in accordance with approved space planning and design standards available at CFM's Technical Information Library (TIL).

Refer to Section 1.4 Codes and Standards for additional information as subject to project-specific contract terms and professional responsibilities.



3.2 Site Considerations

3.2.1 Physical Security

VA has developed two separate Physical Security Design Manuals for VA Facilities: Life Safety Protected Facilities and Mission Critical Facilities. Provisions for physical security design must follow the appropriate guidelines dependent upon the VA-defined requirements of a facility as either Life Safety only or Mission Critical.



3.3 Architectural Design

3.3.1 General

VA reference materials must be followed for architectural systems, products, and materials as required to meet VA standards. Refer to Section 1.4 Codes and Standards for applicable criteria.

The VA Architectural Design Manual, VA Physical Security and Resiliency Design Manual (PSRDM), VA Fire Protection Design Manual, and PG-18-14 Room Finishes, Door, and Hardware Schedule provide specific architectural requirements for PMR Svc facilities.

Outlined in this section are significant architectural elements with requirements specific to PMR Svc. Refer to the above reference materials for additional requirements.

3.3.2 Exterior Building Envelope

Exterior Walls

Locate the larger open treatment spaces in PMR Svc on exterior walls with windows to the outdoors; this includes the Physical Therapy (PT) Open Treatment Area, Kinesiotherapy (KT) Open Treatment Area, Occupational Therapy (OT) Open Treatment Area, Aquatic Therapy (AT) Pool, and AT Treadmill Pool.

Provide direct connection or access to corresponding outdoor spaces from PT, OT, and Driver Training (DT) areas for either mobility training on a variety of outdoor surfaces, or access to vehicles to drive.

Exterior Doors

Accommodate wheelchairs, scooters, and walkers at all exterior doors in PMR Svc. Minimum door size is 48" wide. Public entrance doors are preferably automatic sliding anodized aluminum doors with unbreakable safety glazing. Provide automatic door openers and closers at all doors.

Roofing

There are no unique roofing requirements for PMR Svc. Refer to the VA specifications for acceptable roofing systems and accessories, and to the VA Fire Protection Design Manual for roof covering and roof deck assembly requirements.

3.3.3 Interior Design

There are no references to PMR Svc in PG-18-10 Interior Design Manual. However, the intent of the interior design and finish selection is to create a joyful and overall healthy environment that is also durable, long-lasting, and sustainable. Creating open PT, KT, and OT Open Treatment Areas with ample exterior windows and views improves health, productivity, and creativity for the Veterans and PMR Svc team.



3.3.4 Accessibility

PMR Svc facilities must comply with standards issued under the VA Barrier Free Design Standard, which is a supplement to the Architectural Barriers Act Accessibility Standards (ABAAS). These standards apply to facilities designed, built, altered, or leased with federal funds.

Clearance and circulation space in areas that Veterans may enter must accommodate Veterans' increased use of assistive devices. Work surfaces, appliances, and equipment that Veterans may use must be accessible from a seated and standing position.

3.3.5 Signage and Wayfinding

The VA Signage Design Guide provides requirements and examples for exterior and interior signs. All PMR Svc Veterans and family members must be provided with simple circulation patterns, reinforced wayfinding elements, high-contrast signage, and coordinated finishes.

3.3.6 Interior Partitions

Construction

Typical wall construction details and requirements for interior partitions are found in the Architectural Design Manual and VA Standards for Construction, Special Sections, Architectural Symbols (PG-18-4) for metal stud partitions and fire-rated and smoke-barrier partitions.

Partitions are generally gypsum wallboard (GWB) on metal studs to accommodate different slab-to-slab dimensions, recessed items, and utility runs.

Aquatic Therapy (AT) finishes are unique and will include porcelain tile floors and walls with waterproof acoustical tile ceilings and non-rust aluminum grids.

Acoustics

The sound-resistant elements (partitions, doors, duct system) of multi-purpose rooms and auditoriums require sound-rated assemblies achieving a Sound Transmission Class (STC). Open treatment areas (gyms) and pools are not specifically listed but STC of 45 is recommended for these rooms.

Provide sound attenuation (baffles, panels, or other methods) in the AT Pool.

Other STC requirements are in PG-18-3 Design and Construction Procedures.

Wall Protection

Provide wall protection to incorporate corner guards in all areas accessed by veterans in wheelchairs and scooters. Provide wall protection in all equipment storage rooms.



3.3.7 Floors

Most rooms floor materials in PMR Svc are selected for durability and ease of mobility to accommodate wheelchairs and scooters.

- AT finishes are unique and will include porcelain tile (PT) floors.
- All wet floors must be slip resistant that includes AT pool aprons and shower rooms.
- Most of the other treatment areas will have either luxury vinyl tile (LVT) or a rubber floor.
- Carpet must not be specified in any patient care or therapy rooms. In non-treatment spaces such as Waiting Rooms, carpet is allowed, but must not include padding underneath, as padded carpet can be difficult to traverse with assistive devices.

3.3.8 Interior Walls

Most interior wall finishes in PMR Svc are selected for cleanability and durability. The therapeutic pool is an atypical program and the walls will be PT. A room-by-room listing of all spaces and their flooring materials is found in PG-18-14 Room Finishes, Door, and Hardware Schedule.

3.3.9 Ceilings

Most rooms will have either AT or drywall ceilings. An exception is that Aquatic Therapy finishes are unique and will include water-resistant AT and non-rusting ceiling grid. In addition, special ceiling treatments for acoustic control are recommended for a significant portion of the ceiling treatment over the pools. A room-by-room listing of all spaces and materials is found in PG-18-14 Room Finishes, Door, and Hardware Schedule.

Minimum ceiling heights are as follows:

- 20'-0" Pool area
- 10'-0" Open Treatment Areas including PT, OT, and KT that include patient lifts; any cubicles where lift connect into an open treatment (gym) space; and rooms with lifts where patients perform ambulatory work (as opposed to lifts that are only used to assist patients onto tables)
- 9'-0" Any other room with a lift and other rooms 200 SF or greater
- 8'-0" Other rooms less than 200 SF

Rooms with exposed ceilings must have a clear ceiling height as listed above and at least 4'-0" clear below the structural beams and slab for mechanical, electrical, plumbing, and technology equipment.



3.3.10 Doors and Hardware

Refer to PG-18-14 Room Finishes, Door, and Hardware Schedule for a room-by-room listing of each room and its door and hardware requirements.

Typical door sizes are as follows:

- 4'-0" wide doors for all rooms that are used by the Veterans to accommodate wheelchairs and scooters. This includes all toilets, exam rooms, treatment/therapy rooms and conference/group rooms.
- Barn doors are an option when they improve access to a room. Provide a 42" clear opening to accommodate wheelchairs and scooters.

All doors must be 7'-0" high. Door materials are solid core wood with hollow metal frames.

Refer to Section 3.3.2 Exterior Building Envelope – Exterior Doors for additional information.

3.3.11 Millwork and Casework

Requirements for Millwork and Casework in PMR Svc include solid surface top with plastic laminate shelving, sides, and cabinets. If work surfaces that Veterans will use are custom built, instead of furniture, the work surface must be adjustable to accommodate seating and standing positions.

3.3.12 Safety and Security

The PSRDM does not provide unique safety and security requirements for PMR Svc. Only inpatient rehabilitation units are rated Mission Critical and all Ambulatory Services are rated Life-Safety Protected. Life-Safety Protected facilities are intended to protect the life safety of the VA patients, staff, and visitors in case of an emergency. Although indispensable to the mission of VA, Life-Safety Protected facilities are not required to remain operational during and following a natural or manmade extreme event or a national emergency.



3.4 Mechanical Systems: Heating, Ventilation, & Air Condition Systems

3.4.1 General

Heating, Ventilation, and Air Conditioning (HVAC) systems for PMR Svc facilities share the features and requirements of general spaces, as identified in the VA HVAC Design Manual.

The VA HVAC Design Manual provides AHU System Data Sheets and Room Data Sheets for VA building spaces. These room types can be correlated to the spaces identified in the program generated from the PG 18-9 Space Planning Criteria for PMR Svc.

3.4.2 Room Templates, Reference Plans, & Space Design Criteria

Room templates and reference plans for PMR Svc-specific spaces are included in Section 4 of this Design Guide. These templates and plans provide graphic illustrations of the architectural and MEP room relationships.

3.4.3 Seismic Requirements

Seismic design requirements for HVAC components are identified in the VA HVAC Design Manual, VA Handbook H-18, *Seismic Design Requirements*, and ASCE 7, *Minimum Design Loads and Associated Criteria for Buildings and Other Structures*.

3.4.4 Aquatic Therapy Moisture Control

HVAC equipment shall be provided dedicated to the Aquatic Therapy area to handle dehumidification, ventilation, and pressurization. Refer to HVAC Design for Swimming Pools and Spas First Edition, Version 1.00, ANSI/ACCA 10 Manual SPS – 2010.



3.5 Plumbing Systems

3.5.1 General

Plumbing system design requirements for PMR Svc facilities are identified in the VA Plumbing Design Manual. Plumbing requirements unique to PMR Svc facilities that are not included or referenced in the VA Design Manual are noted below.

3.5.2 Specific Plumbing Systems

Refer to VA Plumbing Design Manual and VA Master Specifications for general plumbing requirements for drainage, water, gas, and medical gas systems.

Medical Gas Systems

The preferred method of providing medical gasses is to use piped systems instead of bottled gas manifold systems. In renovation projects where providing piped systems is not feasible, bottled gas manifold systems can be used. The VA Plumbing Design Manual refers to the ASPE Plumbing Engineering Design Handbook, NFPA 55, and NFPA 99. NFPA 55 and NFPA 99 provide requirements for the systems and the ASPE Handbook provides guidance on designing bottled gas manifold systems.

3.5.3 Plumbing Fixtures and Equipment

Chapter 3 of the VA Plumbing Design Manual provides design requirements for water flows and faucet outlet types.

3.5.4 Drainage Systems

Design for waste systems and building storm water drainage systems is addressed in Chapters 5 and 6 of the VA Plumbing Design Manual.

3.5.5 Aquatic Therapy Pools

Section 10.9 of the VA Plumbing Design Manual directs the designer to adhere to state and local codes and regulations and industry guidelines for pool water treatment. This section of the manual provides design parameters for major pool equipment and minimum requirements for calculations.



3.6 Structural

3.6.1 General

The structural systems for PMR Svc facilities share the same features and requirements of general spaces, as identified in PG-18-10 Structural Design Manual.

3.6.2 Seismic Design

The structural design must comply with the latest edition of VA Handbook 18-8, Seismic Design Requirements.

The Facilities Occupancy Category for Rehabilitation Medicine is to be the same level as the highest building the facility serves (refer to Table 7 of VA Handbook 18-8).

The design must account for seismic forces in accordance with the requirements of VA Handbook 18-8, using the Facility Occupancy Classification appropriate for the project.



3.7 Lighting Systems

3.7.1 General

Lighting systems for PMR Svc facilities share many of the features and requirements for general spaces, as identified in the VA Lighting Design Manual. In terms of design standards and codes, the VA Lighting Design Manual and the VA Electrical Design Manual provide the design standards and codes that lighting system design must comply with, as a minimum.

3.7.2 Lighting

Fixtures

Luminaires designed for underwater use in therapeutic pools must have an IP68 rating. Consider the corrosive environment of the aquatic centers when selecting luminaires and materials used in the space.

Controls Approach

Luminaires in Aquatic Therapy Pools must be manually controlled and switching located in a nearby staff designated area.



3.8 Electrical Systems

3.8.1 General

Electrical systems for PMR Svc facilities share many of the features and requirements for general spaces, as identified in the VA Electrical Design Manual.

The Electrical Design Manual and the VA Physical Security and Resiliency Design Manual (PSRDM) provide design requirements of the electrical power systems. In terms of design standards and codes, the Electrical Design Manual provides the design criteria that the electrical power system design must comply with, as a minimum.

Normal Power: Selected lighting fixtures, receptacles, and equipment, not connected to the Essential Electrical System (EES), must be connected to normal power.

Emergency Power: Selected lighting fixtures, receptacles, and equipment must be connected to the Critical Branch of the EES.



3.9 Telecommunications, Special Telecom, Monitoring, & Signal Systems

3.9.1 General

Telecommunication systems for PMR Svc facilities share many of the features and requirements for general spaces, as identified in the VA Infrastructure Standard for Telecommunications Spaces.

The VA Infrastructure Standard for Telecommunications Spaces provides the design requirements of the telecommunications systems.

3.9.2 Information Technology, Wi-Fi, and Public Address

In general, ports for data access must be distributed to all occupied spaces. Specific locations for data access must follow room templates and reference plans in this document (refer to Section 4) and/or the specific project requirements as determined by the room function and facility users.

Provide a Wi-Fi booster in areas where Workstations on Wheels (WOWs) are located.



3.10 Fire Protection & Life Safety

3.10.1 General

Fire protection system design requirements for PMR Svc facilities are identified in the VA Fire Protection Design Manual. Fire protection requirements unique to PMR Svc facilities that are not included or referenced in the VA Design Manual are noted below.

3.10.2 Fire Protection

Codes and Standards

Fire protection design must follow the latest edition of the following:

- National Fire Protection Association (NFPA) National Fire Codes
- International Building Code (IBC)
- VA Fire Protection Design Manual

When a conflict between the IBC and NFPA 101, Life Safety Code, exists the requirements of NFPA 101 are to apply.

Automatic Sprinkler Systems

All new occupied facilities, reconstruction, and/or additions over 185 GSM (2,000 SF) must be fully sprinklered to meet compliance of the Federal Fire Safety Act of 1992.

The sprinkler systems must be designed in accordance with the associated hazards per NFPA 13.

3.10.3 Life Safety

Fire Alarm System

The fire alarm system must be addressable type with speaker notification devices to allow for voice communication and mass notifications. Refer to VA Fire Protection Design Manual for fire alarm system requirements.

Notification Devices

Notification appliances installed in aquatic centers must be rated for exterior weatherproof use.

Notification devices must be installed in areas in accordance with NFPA 101 and NFPA 72.

Refer to VA Fire Protection Design Manual for more information on notification device locations, as well as raceway and cabling requirements for fire alarm systems.



3.11 Solid Waste Management

3.11.1 Medical Waste

Medical waste is occasionally generated in exam rooms, procedure rooms, and treatment rooms where it is bagged, collected, and transported using specially designated, closed containers to the PMR Svc Soiled Utility Room. The waste is held there until it is transported to the Medical Center loading dock for collection.

3.11.2 General Waste

General waste is generated in all spaces and is held in waste containers in each room for collection. It is then collected at least daily by cart and transported to PMR Svc Trash / Recycling Holding, and then to the Medical Center loading dock for collection.

3.11.3 Recycling

Recycling is desirable at all VA facilities. Each facility must analyze means of sorting, collecting, transporting, and disposing of recyclable materials. These means are analyzed by locality and modified to suit local conditions and practices. Recyclable materials generated in PMR Svc are held in PMR Svc Trash / Recycling Holding.

3.11.4 Reusable Medical Equipment (RME)

The usage of RME is limited in PMR Svc but any washable items that are incorporated into the plan of care are transported to and held in the PMR Svc Soiled Utility Room. The RME stays in the Soiled Utility Room awaiting pickup for transport to Sterile Processing Service for cleaning and reprocessing.

3.11.5 Soiled Linen

Soiled linen is generated in patient care, therapy, treatment, and exercise rooms. It is held in containers in each area for collection. It is collected from each room by cart and transported to the PMR Svc Soiled Linen Room, then to the Medical Center loading dock.



3.12 Equipment: Refer to PG-18-5

PG-18-5 Equipment Guide List provides a list of medical equipment, furniture, and fixtures for PMR Svc unique rooms as well as rooms in the support VA Room Families. This information is available in VA CFM's TIL website and in SEPS. A planner developing a project in SEPS can generate a Project Room Contents (PRC) Report which will include all content items in PG-18-5 for the rooms included in the project. Guidance on equipment placement is available in Section 4 of this Design Guide for items contained in the individual rooms represented by the room templates and reference plans. Refer to equipment manufacturers' data for information specific to equipment items.



4.0	Room Templates and Reference Plans	4-1
4.1	Disclaimer	4-2
4.2	Legend	4-3
4.3	Room Templates, Data Sheets, and Equipment Lists.....	4-5
4.3.1	Exam Room, PMR Svc (CT011)	4-5
4.3.2	General Treatment Room, PMR Svc (CT014)	4-16
4.3.3	Specialty Care Exam Room, PMR Svc (CT018).....	4-26
4.3.4	Multipurpose Group Room, PMR Svc (CT024)	4-36
4.3.5	Therapist Workroom, PMR Svc (CT028).....	4-46
4.3.6	CC Exam / Treatment Room, PMR Svc (CT071).....	4-55
4.3.7	OT ADL Kitchen, PMR Svc (CT111); OT ADL Bathroom, PMR Svc (CT112); OT ADL Laundry Room PMR Svc (CT113); OT ADL Bedroom, PMR Svc (CT114).....	4-65
4.3.8	DT Simulator Station, PMR Svc (CT122)	4-81
4.3.9	ATech Lab, PMR Svc (CT131).....	4-90
4.3.10	AT Pool, PMR Svc (CT171); AT Treadmill Pool, PMR Svc (CT172); AT Pool Deck, PMR Svc (CT173); AT Pool Wheelchair Lift, PMR Svc (CT174) AT Treadmill Pool Deck, PMR Svc (CT175)	4-100
4.3.11	Wheelchair Fitting / Repair, PMR Svc (CT202)	4-109
4.4	Reference Plans, Data Sheets, and Equipment Lists	4-119
4.4.1	PT Open Treatment Area	4-119
4.4.2	KT Open Treatment Area	4-135
4.4.3	OT Open Treatment Area.....	4-151

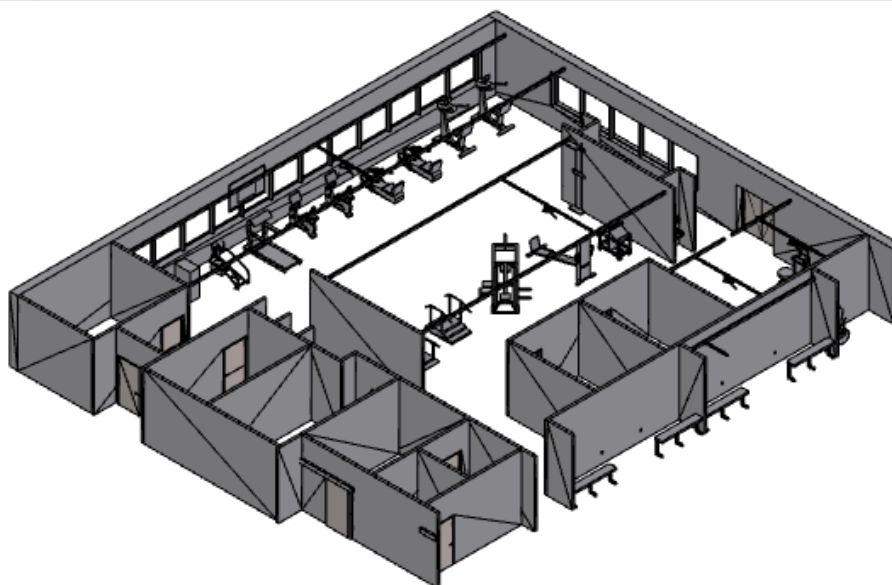


4.0 Room Templates and Reference Plans

Room Templates and Reference Plans reflect the design intent for a room, or series of rooms, as a result of the space planning and design standards update of PMR Svc. The graphic information provided is developed via a 3-D Revit Model. The Axonometric Plan, Floor Plan, Reflected Ceiling Plan, and Interior Elevations are complemented with the PG-18-5 Equipment Guide List (Room Contents) and the Room Data Sheet (Room Specifications).

The Room Templates in this Design Guide represent specific contents and layouts for rooms, and must be followed to the extent possible. By contrast, the Reference Plans in this Design Guide – the PT, OT, and KT Open Treatment Areas – depict potential layouts of spaces which will vary projects based on specific programmatic needs of the VA facility. Reference Plans are presented as examples of space adjacencies that can be modified according to project-specific requirements.

When viewing the interactive 3D view, the common control tools and menus below will help in the navigation of each space. Each element is adjustable to user preference; however, these settings will be a good starting point to view each space. Please maintain a record copy of this document to preserve the default setting for other users.





DISCLAIMER

SCALE:

**PROJECT REVIT VERSION: 2020****DISCLAIMER:**

ROOM TEMPLATES ARE A CRITICAL COMPONENT TO VA TECHNICAL INFORMATION LIBRARY (TIL) WHICH PROVIDES STANDARDS FOR ALL VA PLANNING, DESIGN, AND CONSTRUCTION PROJECTS. ROOM TEMPLATES ARE DEPARTMENT AND ROOM ALIGNED CRITERIA DESCRIBING SPACE, ROOM CONTENTS, AND OTHER TECHNICAL REQUIREMENTS FOR THE DEVELOPMENT OF VA PROJECTS. ROOM TEMPLATES COMMUNICATE THE BASIS OF DESIGN (BOD) AND ARE REQUIRED TO BE UTILIZED BY PROJECT TEAMS WORKING ON NEW CONSTRUCTION AND RENOVATIONS OF EXISTING FACILITIES. THE MATERIAL CONTAINED IN THE ROOM TEMPLATE CONSTITUTES A STANDARD FOR VA PLANNING, DESIGN, AND CONSTRUCTION. ANY SUBSTANTIAL VARIANCE FROM STANDARDS SHALL BE CONSIDERED ONLY AS REQUIRED TO ACCOMMODATE SPECIFIC SITE, FUNCTIONAL, AND OPERATIONAL CONDITIONS. EACH SUBSTANTIAL VARIANCE SHALL HAVE A BASIS OF RATIONALE AND BE DOCUMENTED IN THE PROJECT RECORD.

CLINICIANS, PROVIDERS, PRIMARY USERS, AND OTHER STAKEHOLDERS SHALL BE INVOLVED IN PROJECT SPECIFIC DEVELOPMENT OF ROOM TEMPLATES AND BIM TEST-FITS TO BEST ADAPT STANDARDS FOR SPECIFIC FUNCTIONAL, OPERATIONAL, AND SITE CONDITIONS AND TO PROVIDE OPTIMUM SERVICES ENVIRONMENTS FOR VETERANS. STAKEHOLDER INVOLVEMENT AND REQUIREMENTS SHALL BE DOCUMENTED IN THE PROJECT RECORD.

ROOM TEMPLATES ARE NOT PROJECT-SPECIFIC. SITE SPECIFIC ISSUES MUST BE ADDRESSED WITH THE CONTEXT OF VA STANDARDS AND APPLIED TO EACH INDIVIDUAL PROJECT. USE OF THIS ROOM TEMPLATE DOES NOT PRECLUDE THE NEED FOR, NOR ABSOLVE PLANNERS, DESIGNERS, AND CONSTRUCTORS OF THEIR RESPONSIBILITY TO PROVIDE COMPLETE, FUNCTIONAL, SAFE, AND SECURE DESIGNS SUITED TO THE UNIQUE REQUIREMENTS OF EACH PROJECT.

EQUIPMENT AND SYSTEMS ARE SHOWN IN AN ILLUSTRATIVE, PERFORMANCE-BASED FORMAT AND ARE NOT INTENDED TO DEPICT, SUGGEST, OR OTHERWISE CONSTITUTE ENDORSEMENT OF ANY SPECIFIC PRODUCT OR MANUFACTURER. MANUFACTURERS SHOULD BE CONSULTED FOR ACTUAL DIMENSIONS, CONFIGURATIONS, AND UTILITY REQUIREMENTS. NOT ALL EQUIPMENT MAY BE LABELED IN PLAN VIEWS, REFER ALL DRAWINGS FOR COMPLETE EQUIPMENT NOTATION.

DISCLAIMER: ROOM TEMPLATES ARE GRAPHICAL REPRESENTATIONS OF SELECTED ROOM TYPES THAT ILLUSTRATE VA PLANNING REQUIREMENTS FOR SPACE, ROOM CONTENTS, AND ROOM SPECIFIC ENGINEERING SYSTEMS. THEY PROVIDE TYPICAL CONFIGURATIONS, PLANNING CRITERIA, AND GENERAL TECHNICAL GUIDANCE, AND ARE NOT INTENDED TO BE PROJECT SPECIFIC REQUIREMENTS.



LEGEND

SCALE: NOT TO SCALE



ROOM NAME (ROOM CODE) AREA NSF AREA NSM	ROOM TAG	JSN TagName	EQUIPMENT JSN NUMBER & NAME	1 1 1 1	ELEVATION REFERENCE
CENTERLINE	SPRINKLER HEAD		OVERHEAD LINES		CLEARANCE LINES
	2X2 ACOUSTIC CEILING SYSTEM		COMPOUND CEILING, GYPSUM BOARD ON METAL STUD		1X4 TROFFER LIGHT FIXTURE
	2X4 TROFFER LIGHT FIXTURE		2X2 TROFFER LIGHT FIXTURE		1X4 SURFACE MOUNTED LIGHT FIXTURE
	2X4 SURFACE MOUNTED LIGHT FIXTURE		2X2 SURFACE MOUNTED LIGHT FIXTURE		WALL MOUNTED LIGHT FIXTURE
RECESSED CAN LIGHT FIXTURE	STRIP LIGHT FIXTURE		RETURN REGISTER		SUPPLY DIFFUSER
	EXHAUST REGISTER		SLOT SUPPLY DIFFUSER		FLOOR-MOUNTED DUPLEX OUTLET
			FLOOR MOUNTED QUADRAPLEX OUTLET		FLOOR MOUNTED DATA OUTLET
TV TELEVISION OUTLET PLAN	TELEVISION OUTLET ELEVATION	A MEDICAL AIR OUTLET PLAN	MEDICAL AIR OUTLET ELEVATION	V OXYGEN OUTLET PLAN	OXYGEN OUTLET ELEVATION
O OXYGEN OUTLET PLAN	OXYGEN OUTLET ELEVATION	P CEILING MOUNTED PULL SWITCH	EPO		

DISCLAIMER: ROOM TEMPLATES ARE GRAPHICAL REPRESENTATIONS OF SELECTED ROOM TYPES THAT ILLUSTRATE VA PLANNING REQUIREMENTS FOR SPACE, ROOM CONTENTS, AND ROOM SPECIFIC ENGINEERING SYSTEMS. THEY PROVIDE TYPICAL CONFIGURATIONS, PLANNING CRITERIA, AND GENERAL TECHNICAL GUIDANCE, AND ARE NOT INTENDED TO BE PROJECT SPECIFIC REQUIREMENTS.



LEGEND

SCALE: NOT TO SCALE



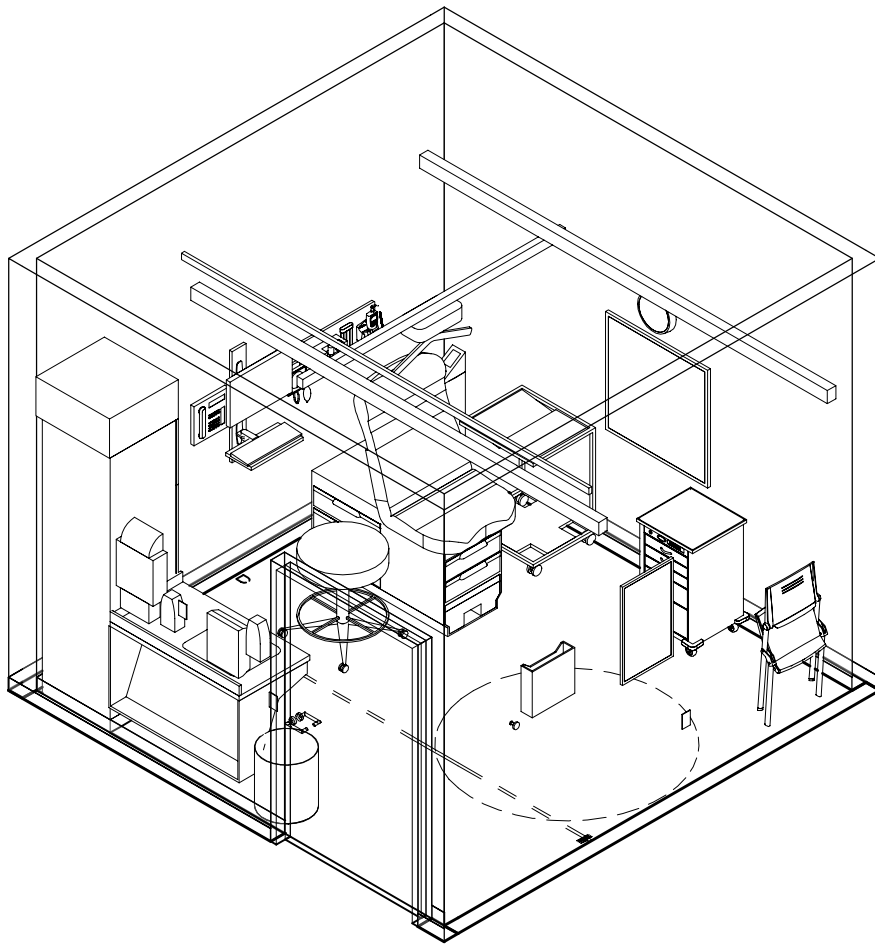
	DROP CORD, SINGLE CONVENIENCE OUTLET	DF	DIFFERENTIAL AIR PRESSURE MONITOR PLAN	T	THERMOSTAT PLAN
C	CLOCK HANGER RECEPTACLE PLAN	S	SINGLE SWITCH PLAN	S ₂	MULTIPLE SWITCH PLAN
SD	DIMMER SWITCH PLAN		WALL-MOUNTED DATA OUTLET PLAN		WALL-MOUNTED TELE OUTLET PLAN
	WALL-MOUNTED DUPLEX GFI OUTLET PLAN		WALL-MOUNTED QUADRAPLEX OUTLET PLAN	S	WALL-MOUNTED DUPLEX SWITCHED OUTLET PLAN
	WALL-MOUNTED DUPLEX EMG PWR OUTLET PLAN		WALL-MOUNTED DUPLEX OUTLET PLAN		
N	WALL-MOUNTED NURSE CALL PLAN				

DISCLAIMER: ROOM TEMPLATES ARE GRAPHICAL REPRESENTATIONS OF SELECTED ROOM TYPES THAT ILLUSTRATE VA PLANNING REQUIREMENTS FOR SPACE, ROOM CONTENTS, AND ROOM SPECIFIC ENGINEERING SYSTEMS. THEY PROVIDE TYPICAL CONFIGURATIONS, PLANNING CRITERIA, AND GENERAL TECHNICAL GUIDANCE, AND ARE NOT INTENDED TO BE PROJECT SPECIFIC REQUIREMENTS.



PHYSICAL MEDICINE AND REHABILITATION SERVICE (PMR SVC)
(CT011) EXAM ROOM, PMR SVC
AXONOMETRIC

SCALE:




DISCLAIMER: ROOM TEMPLATES ARE GRAPHICAL REPRESENTATIONS OF SELECTED ROOM TYPES THAT ILLUSTRATE VA PLANNING REQUIREMENTS FOR SPACE, ROOM CONTENTS, AND ROOM SPECIFIC ENGINEERING SYSTEMS. THEY PROVIDE TYPICAL CONFIGURATIONS, PLANNING CRITERIA, AND GENERAL TECHNICAL GUIDANCE, AND ARE NOT INTENDED TO BE PROJECT SPECIFIC REQUIREMENTS.



U.S. Department
of Veterans Affairs

PHYSICAL MEDICINE AND REHABILITATION SERVICE (PMR SVC)
(CT011) EXAM ROOM, PMR SVC
INTERACTIVE 3D PDF

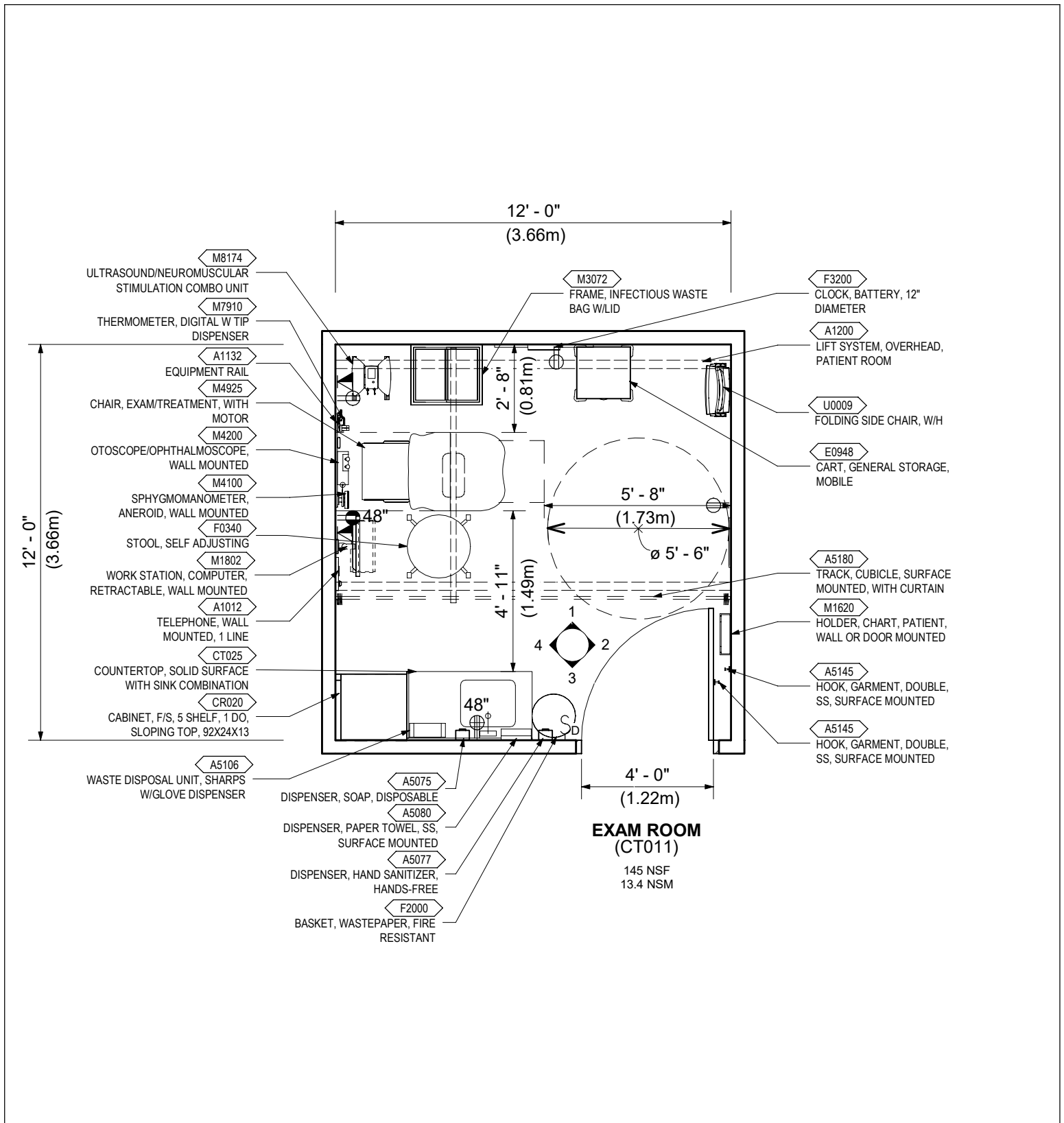
SCALE:



DISCLAIMER: ROOM TEMPLATES ARE GRAPHICAL REPRESENTATIONS OF SELECTED ROOM TYPES THAT ILLUSTRATE VA PLANNING REQUIREMENTS FOR SPACE, ROOM CONTENTS, AND ROOM SPECIFIC ENGINEERING SYSTEMS. THEY PROVIDE TYPICAL CONFIGURATIONS, PLANNING CRITERIA, AND GENERAL TECHNICAL GUIDANCE, AND ARE NOT INTENDED TO BE PROJECT SPECIFIC REQUIREMENTS.

PHYSICAL MEDICINE AND REHABILITATION SERVICE (PMR SVC) (CT011) EXAM ROOM, PMR SVC FLOOR PLAN

SCALE: 1/4" = 1'-0"

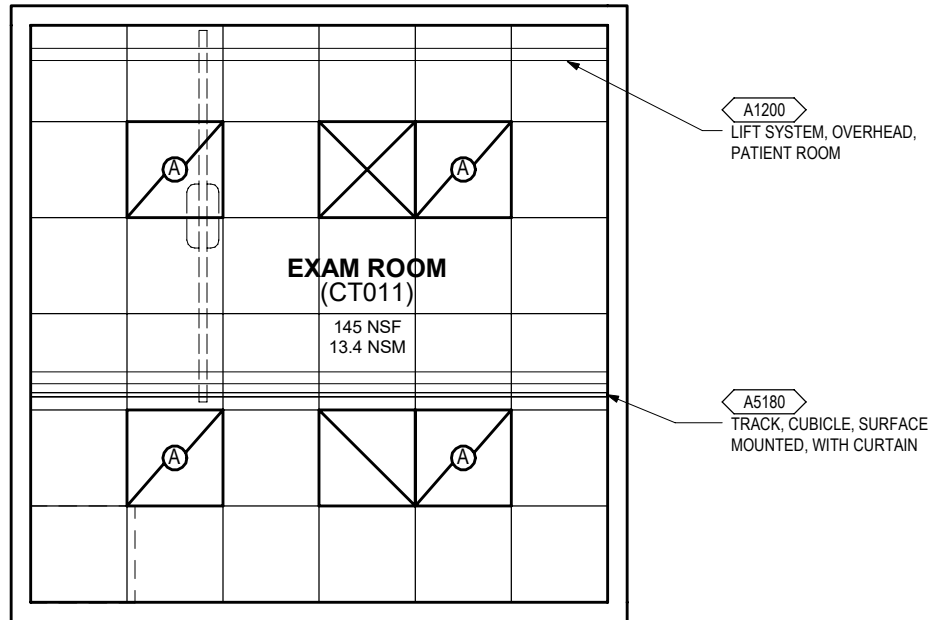


DISCLAIMER: ROOM TEMPLATES ARE GRAPHICAL REPRESENTATIONS OF SELECTED ROOM TYPES THAT ILLUSTRATE VA PLANNING REQUIREMENTS FOR SPACE, ROOM CONTENTS, AND ROOM SPECIFIC ENGINEERING SYSTEMS. THEY PROVIDE TYPICAL CONFIGURATIONS, PLANNING CRITERIA, AND GENERAL TECHNICAL GUIDANCE, AND ARE NOT INTENDED TO BE PROJECT SPECIFIC REQUIREMENTS.



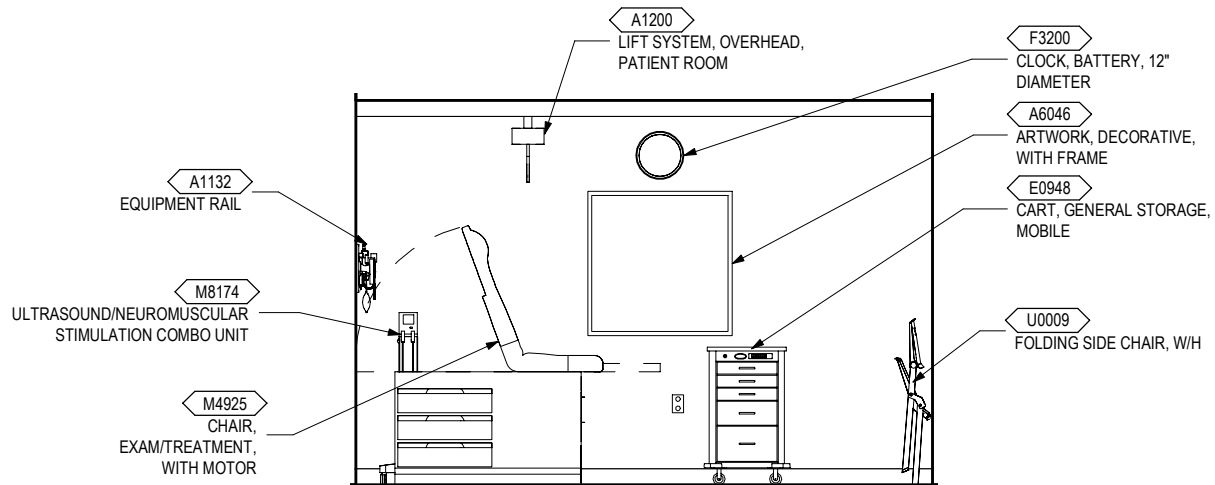
PHYSICAL MEDICINE AND REHABILITATION SERVICE (PMR SVC)
(CT011) EXAM ROOM, PMR SVC
REFLECTED CEILING PLAN

SCALE: 1/4" = 1'-0"

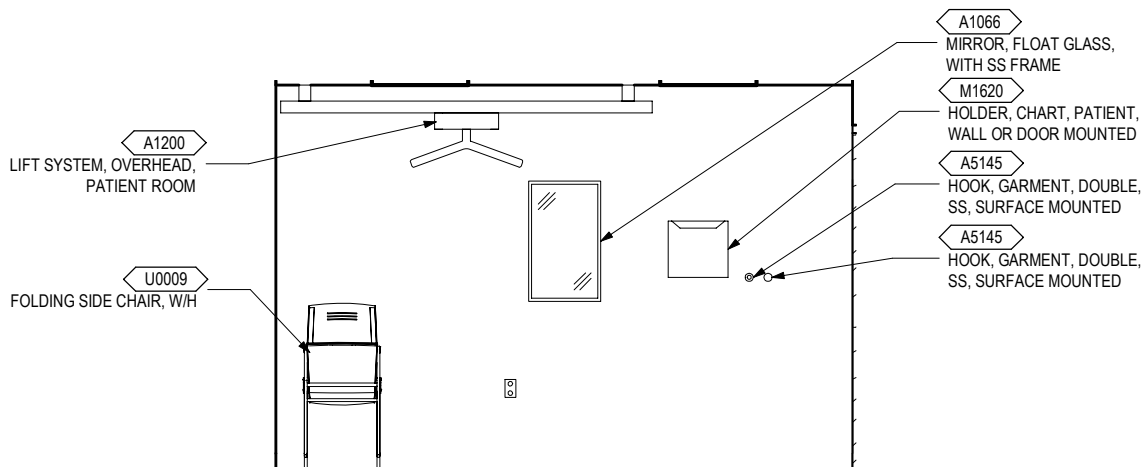


PHYSICAL MEDICINE AND REHABILITATION SERVICE (PMR SVC) (CT011) EXAM ROOM, PMR SVC ELEVATIONS

SCALE: 1/4" = 1'-0"



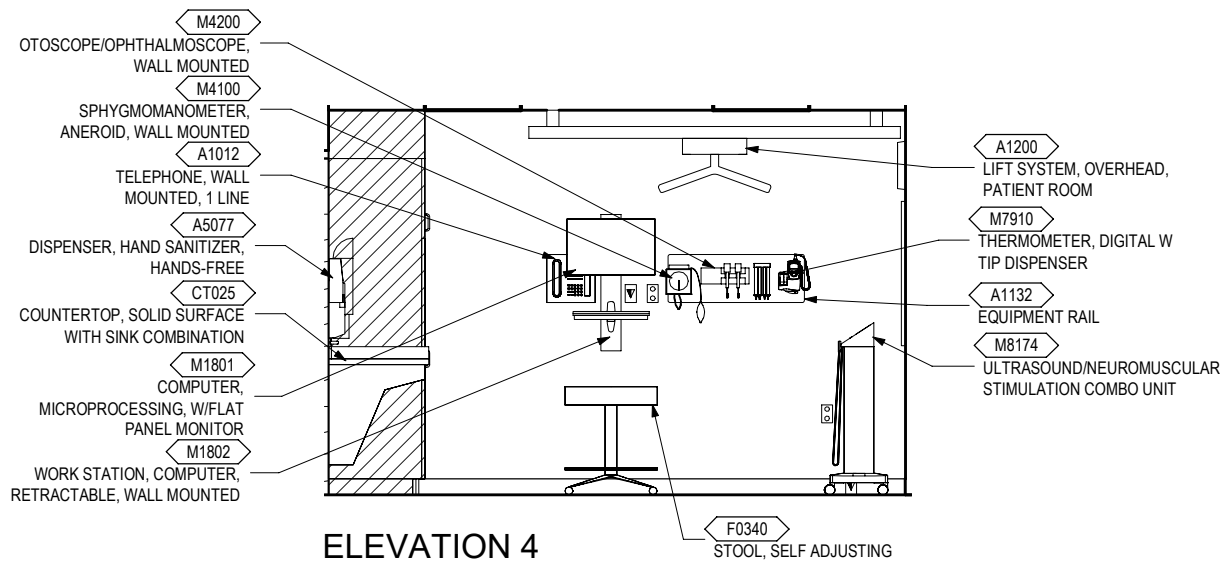
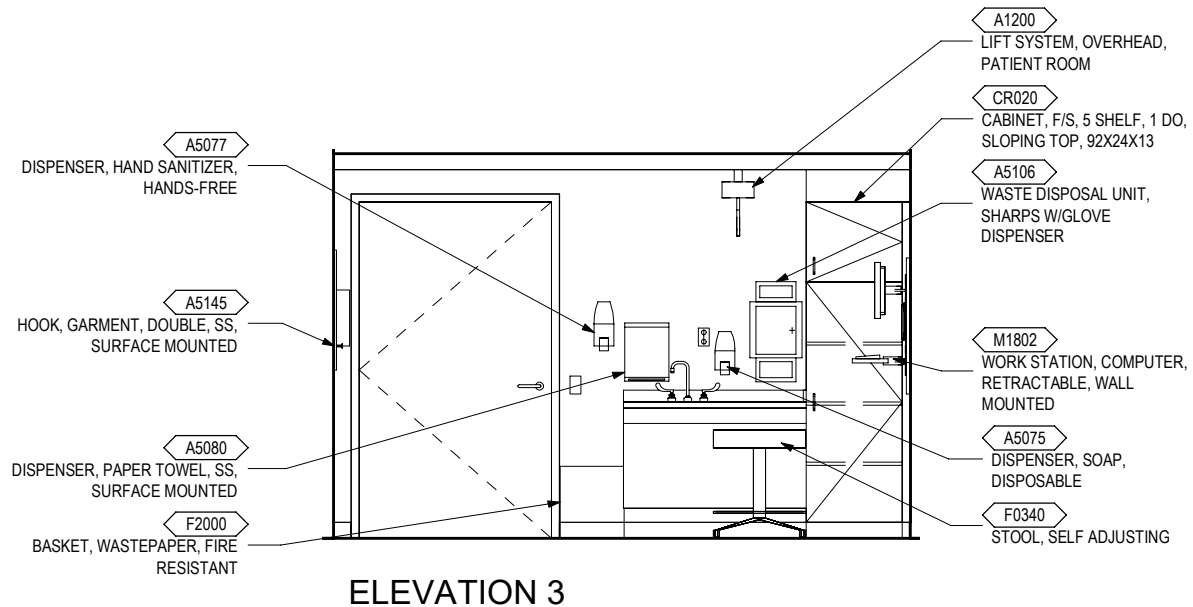
ELEVATION 1



ELEVATION 2

PHYSICAL MEDICINE AND REHABILITATION SERVICE (PMR SVC) (CT011) EXAM ROOM, PMR SVC ELEVATIONS

SCALE: 1/4" = 1'-0"



Room Data Sheet: Exam Room, PMR Svc
(CT011)**ARCHITECTURAL & INTERIOR DESIGN**

Ceiling Type:	AT
Ceiling Height:	8'-0"
Ceiling Finish	
Wall Finish:	P
Wainscot:	-
Base:	RB
Floor Finish:	LVT
Slab Depression:	-
Sound Protection:	STC 45
Doors:	Swing Door (4'W x 7'H)
	Barn Door (42" clear opening x 7'H)
Special Requirement:	-

LIGHTING

Refer to chapter 4.2.1 in the VA Lighting Design Manual for lighting requirements in Examination/Treatment Rooms.

POWER

Normal Power: Connected to selected receptacles and Equipment.

Emergency Power: Connect selected lighting, receptacles and equipment to the EES. Refer to the VA Electrical Design Manual for information on requirements of the EES.

TELECOMMUNICATION/**SPECIAL TELECOMMUNICATION SYSTEMS**

Data:	YES
Telephone:	YES
Cable Television:	NO
Duress Alarm:	NO
Electronic Access and Door Control:	NO
Intercom:	NO
Motion Intrusion Detection (MID):	NO
Nurse Call	NO
Code Blue:	NO
Public Address:	NO
Security Surveillance Television (SSTV)	NO
VA Satellite TV:	NO
Video Teleconferencing (VTEL):	NO

HEATING, VENTILATING AND AIR CONDITIONING

General Requirement:

The VA HVAC Design Manual Room Data Sheets include design parameters for room code CT011

PLUMBING AND MEDICAL GASES

Cold Water:	YES
Hot Water:	YES
Drain:	YES
Reagent Grade Water:	NO
Medical Air:	NO
Medical Vacuum:	NO
Oxygen:	NO
Special Requirement	NO

FIRE PROTECTION AND LIFE SAFETY

Alarm Detection:	NO
Alarm Annunciator:	NO
Sprinkler:	YES



Exam Room, PMR Svc (CT011) – Equipment List

JSN	NAME	QTY	ACQ/INS	DESCRIPTION
A1010	Telecommunication Outlet	2	VV	Telecommunication outlet location.
A1012	Telephone, Wall Mounted, 1 Line	1	VV	Telephone, wall mounted, 1 line.
A1066	Mirror, Float Glass, With SS Frame	1	CC	A high quality 1/4" polished float glass mirror 36X18, framed in a one-piece, bright polished, stainless steel channel frame with 90° mitered corners. All edges of the mirror are protected by absorbing filler strips. Mirror has a galvanized steel back with integral horizontal hanging brackets and wall hanger for concealed mounting. For mounting above single wall mounted lavatories located in toilet areas, Doctors examination offices, etc. May also be used above double lavatories, either wall or countertop mounted, found in restroom areas.
A1132	Rail, Accessory Mounting, Length As Required	1	VC	Horizontal equipment mounting rail with lock mounting devices capable of; supporting up to 75 pounds each, being repositioned, and mounting and dismounting of equipment without the use of tools (special tools may be required to unlock adapter that was previously locked to the rail). The rail must be capable of supporting medical equipment and accessories normally found in exam or patient rooms. The rail system must be capable of mounting and dismounting equipment without leaving or creating new holes in the finished surface of the wall. The rail system utilizes a series of mounting plates and adapters specific to the device being mounted to the rail. The plate and adapter rail mounting kit must be specified to match the equipment being mounted to the equipment rail.
A1200	Lift System, Overhead, Patient Room	1	VC	An overhead rail system specifically designed for patient lifting and movement for a single bed patient room. The system will consist of recessed or ceiling mounted primary and secondary rails, lift motor with rolling carriage, patient harness or seat, and a hand controller or control box with charger. System will facilitate lifting and movement of patient to and from bed to gurney, chair or other requirement. Minimum lift capability is 550 pounds. Custom design of track layout by manufacturer is essential to meet individual facility requirements.
A5075	Dispenser, Soap, Disposable	1	VV	Disposable soap dispenser. One-handed dispensing operation. Designed to accommodate disposable soap cartridge and valve.
A5077	Dispenser, Hand Sanitizer, Hands-Free	1	VV	A touch free wall-mounted hand sanitizer dispenser. For use throughout a healthcare facility. Unit does not include the sanitizing liquid. Units are battery operated.



JSN	NAME	QTY	ACQ/INS	DESCRIPTION
A5080	Dispenser, Paper Towel, SS, Surface Mounted	1	CC	A surface mounted, satin finish stainless steel, single-fold, paper towel dispenser. Dispenser features: tumbler lock; front hinged at bottom; and refill indicator slot. Minimum capacity 400 single-fold paper towels. For general purpose use throughout the facility.
A5106	Waste Disposal Unit, Sharps w/Glove Dispenser	1	VV	The unit is designed for the disposal of sharps and complies with OSHA guidelines for the handling of sharps. It shall house a 5 quart container and be capable of being mounted on a wall. It shall have a glove dispenser attached. The unit shall be secured by a locked enclosure.
A5145	Hook, Garment, Double, SS, Surface Mounted	2	CC	A surface mounted, satin finish stainless steel, double garment hook. Equipped with a concealed mounting bracket that is secured to a concealed wall plate. For general purpose use throughout the facility to hang various items of apparel.
A5180	Track, Cubicle, Surface Mounted, With Curtain	12	VV	Surface mounted cubicle track, with curtain. Track constructed of thick extruded aluminum. Equipped with self lubricating carriers, beaded drop chain hooks, and flame resistant curtain. To include removable end caps. Designed to be suspended around patient areas where privacy is needed. Price listed is per foot of the track, curtains to be priced per quote.
A6046	Artwork, Decorative, With Frame	1	VV	This JSN is to be used for determining and defining location of decorative artwork.
CR020	Cabinet, F/S, 5 Shelf, 1 DO, Sloping Top, 92x24x13	1	CC	Floor standing storage cabinet with five adjustable shelves, a solid right or left-hinged door (appropriate door hinge configuration to be indicated on equipment elevation drawings), and sloping top. Also referred to as a tall case or a tall cabinet. For general purpose storage use throughout the facility.
CT025	Countertop, Solid Surface with Sink Combination	1	CC	A solid, nonporous countertop approximately 36"W x 22"D with a undercounter sink combination. The countertop is an acrylic-based solid surface product with a standard thickness of 1", and a 4" butt backsplash/curb. Surfaces will be easy to clean and maintain. Also referred to as a work surface or work top with sink. Available in a choice of colors, depths and sink shapes. Used for various applications in patient rooms, restrooms and throughout the facility. Usually a part of a casework interior design program. Unit does not include the drain and faucet.



JSN	NAME	QTY	ACQ/INS	DESCRIPTION
E0948	Cart, General Storage, Mobile, 42"H x 32"W x 22"D	1	VV	THIS TYPICAL INCLUDES: 1 Cart Body, Style-A Narrow, w/Raised Edge Top 2 Drawers, 3" H 4 Drawers, 6" H 1 Accessory Rail, Side Drawer Organizer Bins
F0340	Stool, Self Adjusting	1	VV	Self adjusting stool. Consists of a foam padded upholstered seat with attached foot rest for added comfort. Mounted on swivel casters. Designed for doctor's use during examinations.
F2000	Basket, Wastepaper, Fire Resistant	1	VV	Wastepaper basket, fire resistant, approximately 40 quart capacity. This unit is used to collect and temporarily store small quantities of paper refuse in patient rooms, administrative areas and nursing stations. Size and shape varies depending on the application and manufacturer selected.
F3200	Clock, Battery, 12" Diameter	1	VV	Clock, 12" diameter. Round surface, easy to read numbers with sweep second hand. Wall mounted unit for use when impractical to install a fully synchronized clock system. Battery operated, (batteries not included).
M1620	Holder, Chart, Patient, Wall or Door Mounted	1	VV	Wall or door mounted patient chart holder. Constructed of durable plastic or metal. Used for holding patient records. Size as required.
M1801	Computer, Microprocessing, w/Flat Panel Monitor	1	VV	Desk top microprocessing computer. The unit shall consist of a central processing mini tower, flat panel monitor, keyboard, mouse and speakers. The system shall have the following minimum characteristics: a 2.8 GHz Pentium processor; 512 MB memory; 80GB hard drive; 32/48x CD-ROMDVD combo; 1.44MB network interface card; video 32 MB NVIDIA; a 18 inch flat panel monitor. The computer is used throughout the facility to input, manipulate and retrieve information.
M1802	Work Station, Computer, Retractable, Wall Mounted	1	VV	A wall mounted retractable work station. Work station is used as a computer station in treatment rooms, exam rooms and areas where physical space is limited.
M3072	Frame, Infectious Waste Bag w/Lid	1	VV	Frame for an infectious waste collection bag. Made of heavy tubular stainless steel with heavy gauge welded steel platform. Adjust to hold 18" or 25" trash bags. Mounted on ball bearing casters and includes permanently mounted hinged lid. Provides means of bagging infectious waste at point of waste generation.
M4100	Sphygmomanometer, Aneroid, Wall Mounted	1	VV	Aneroid sphygmomanometer. Unit is wall mounted and has large graphic dial display for easy reading from all angles. It has a 90 degree (angle) swivel and 10 degree (angle) forward tilt to reduce glare. Unit accuracy is within 1% of reading. Sturdy impact-resistant construction.

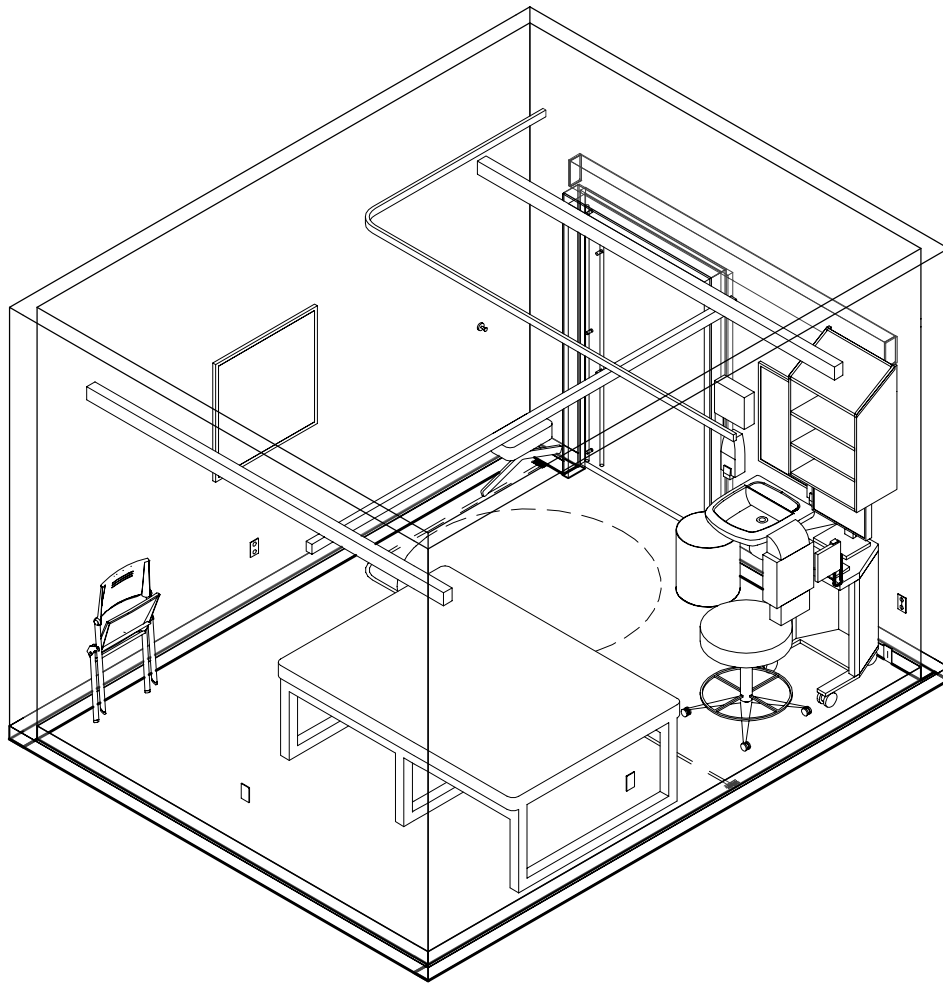


JSN	NAME	QTY	ACQ/INS	DESCRIPTION
M4110	Thermometer, Temporal	1	VV	A temporal thermometer that takes a temperature with a light stroke across the forehead. The unit provides an innovative method of temperature assessment based on infrared readings of temporal artery blood flow. Powered by a 9V battery.
M4200	Otoscope/Ophthalmoscope, Wall Mounted	1	VV	Wall mounted otoscope and ophthalmoscope. Includes 6 foot line cord and plug and accepts and includes two handles. Contains head turn-on/turn-off, built-in speculum tray and 8 foot coiled cords. Unit is designed for use in patient exam rooms.
M4925	Chair, Exam/Treatment, With Motor	1	VV	Exam/treatment chair with motor. Chair is electrically powered and can be positioned for a wide range of procedures. Unit is mounted on a 24"(approx) iron casting base with foot controls on both sides of the chair. Chair is equipped with footrests and fully adjustable headrest and armrests. It is used in hospitals, clinics, or office settings for examinations, treatments, and minor procedures.
M7910	Thermometer, Electronic	1	VV	Electronic thermometer. Pocket size unit with easy to read zero Fahrenheit or zero Centigrade LCD display in approximately 20 seconds. Battery operated and enclosed in a heavy duty plastic case. Unit is hand-held portable and may be stand or wall mounted. For patient body temperature readings.
M8174	Ultrasound/Neuromuscular Stimulation Combo Unit	1	VV	Ultrasound unit in combination with a neuromuscular stimulator; unit can deliver both types of treatments simultaneously or individually. The ultrasound unit operates at one or more frequencies. The electrotherapy portion of the instrument can operate at set voltages or continuously variable across a range. Depending on the ultrasound frequency and electrotherapy voltage, the clinician selects one of several treatment unit heads. Some models feature microprocessor controls, data collection, data correlation and data downloading for analysis over time.
U0009	Folding Side Chair, W/H	1	VV	Wall Mounted Folding Side Chair. Wall hung chair that can be folded up when not in use. Weight capacity 300 lbs.



PHYSICAL MEDICINE AND REHABILITATION SERVICE (PMR SVC)
(CT014) GENERAL TREATMENT ROOM, PMR SVC
AXONOMETRIC

SCALE:




DISCLAIMER: ROOM TEMPLATES ARE GRAPHICAL REPRESENTATIONS OF SELECTED ROOM TYPES THAT ILLUSTRATE VA PLANNING REQUIREMENTS FOR SPACE, ROOM CONTENTS, AND ROOM SPECIFIC ENGINEERING SYSTEMS. THEY PROVIDE TYPICAL CONFIGURATIONS, PLANNING CRITERIA, AND GENERAL TECHNICAL GUIDANCE, AND ARE NOT INTENDED TO BE PROJECT SPECIFIC REQUIREMENTS.



U.S. Department
of Veterans Affairs

PHYSICAL MEDICINE AND REHABILITATION SERVICE (PMR SVC)
(CT014) GENERAL TREATMENT ROOM, PMR SVC
INTERACTIVE 3D PDF

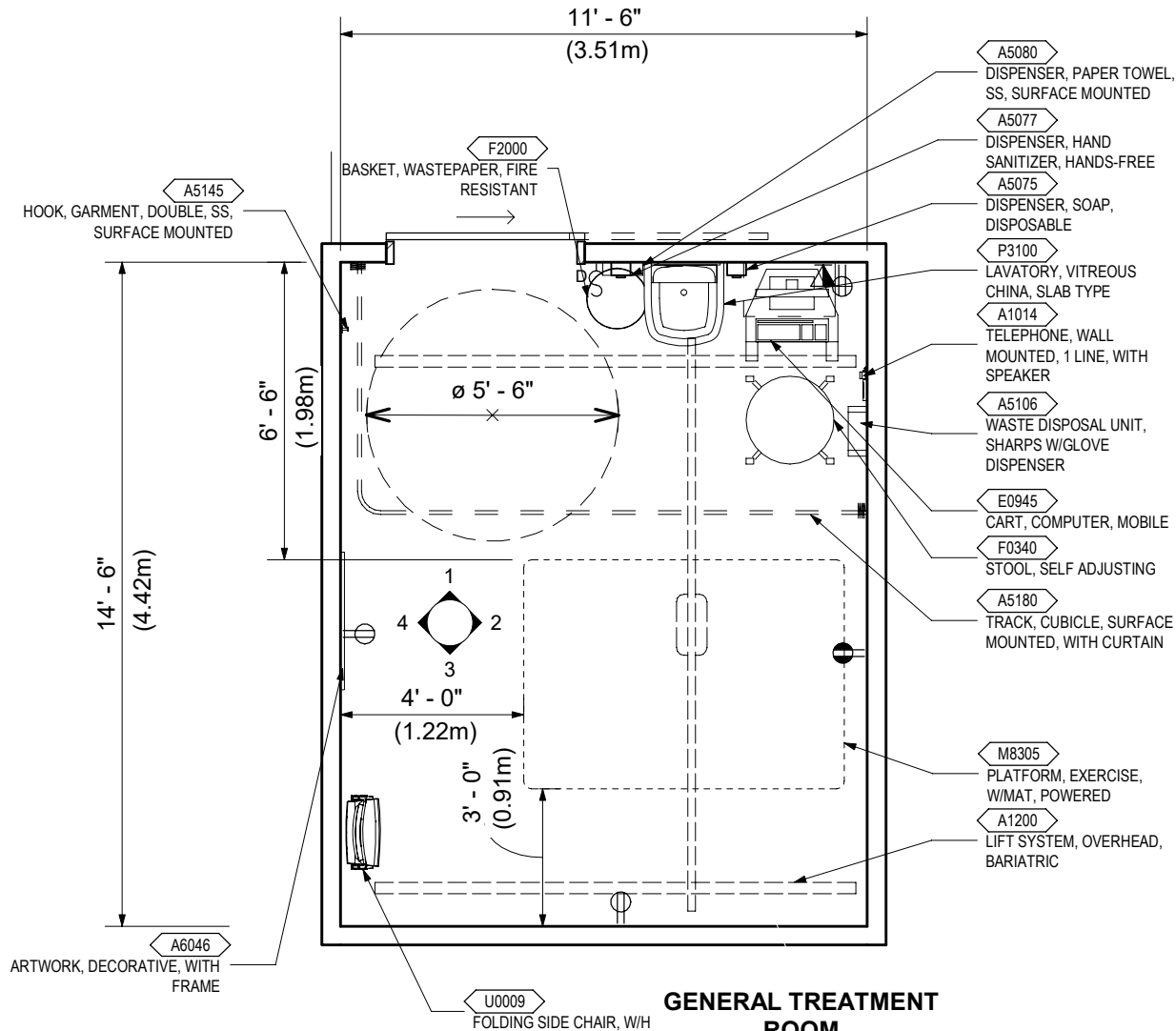
SCALE:



DISCLAIMER: ROOM TEMPLATES ARE GRAPHICAL REPRESENTATIONS OF SELECTED ROOM TYPES THAT ILLUSTRATE VA PLANNING REQUIREMENTS FOR SPACE, ROOM CONTENTS, AND ROOM SPECIFIC ENGINEERING SYSTEMS. THEY PROVIDE TYPICAL CONFIGURATIONS, PLANNING CRITERIA, AND GENERAL TECHNICAL GUIDANCE, AND ARE NOT INTENDED TO BE PROJECT SPECIFIC REQUIREMENTS.

PHYSICAL MEDICINE AND REHABILITATION SERVICE (PMR SVC) (CT014) GENERAL TREATMENT ROOM, PMR SVC FLOOR PLAN

SCALE: 1/4" = 1'-0"

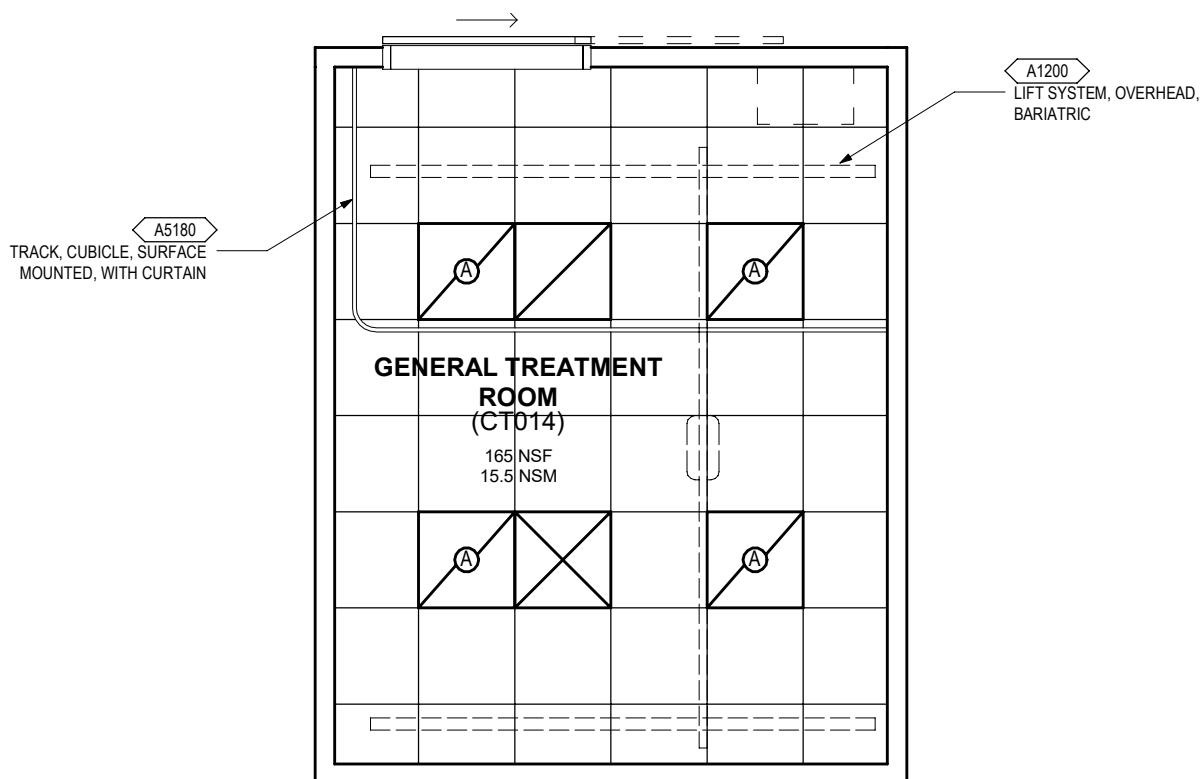


DISCLAIMER: ROOM TEMPLATES ARE GRAPHICAL REPRESENTATIONS OF SELECTED ROOM TYPES THAT ILLUSTRATE VA PLANNING REQUIREMENTS FOR SPACE, ROOM CONTENTS, AND ROOM SPECIFIC ENGINEERING SYSTEMS. THEY PROVIDE TYPICAL CONFIGURATIONS, PLANNING CRITERIA, AND GENERAL TECHNICAL GUIDANCE, AND ARE NOT INTENDED TO BE PROJECT SPECIFIC REQUIREMENTS.



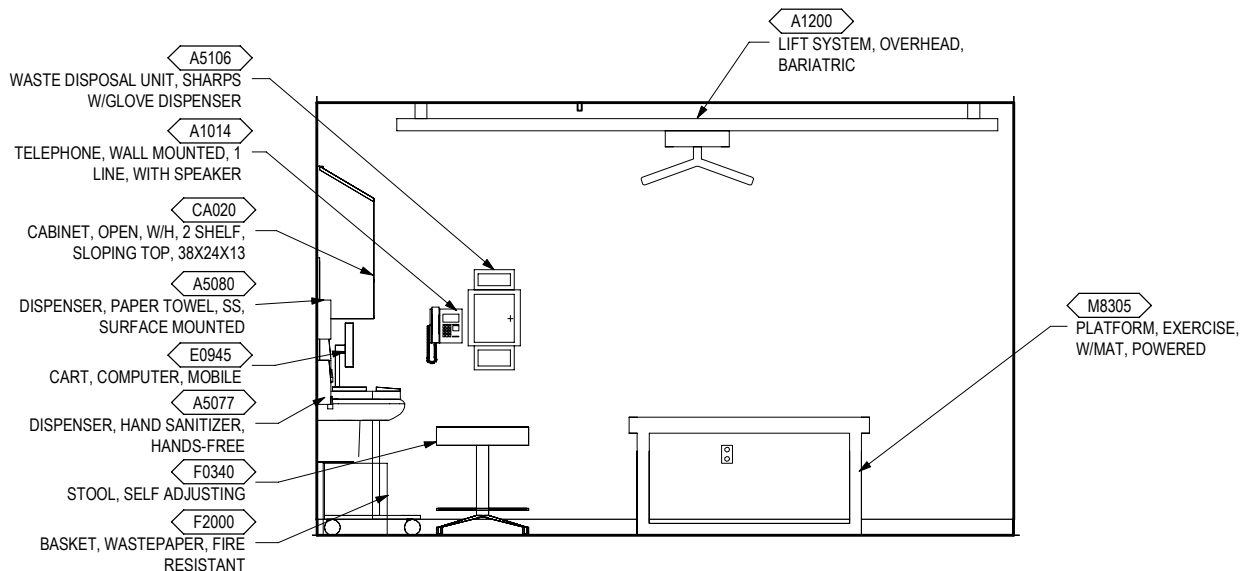
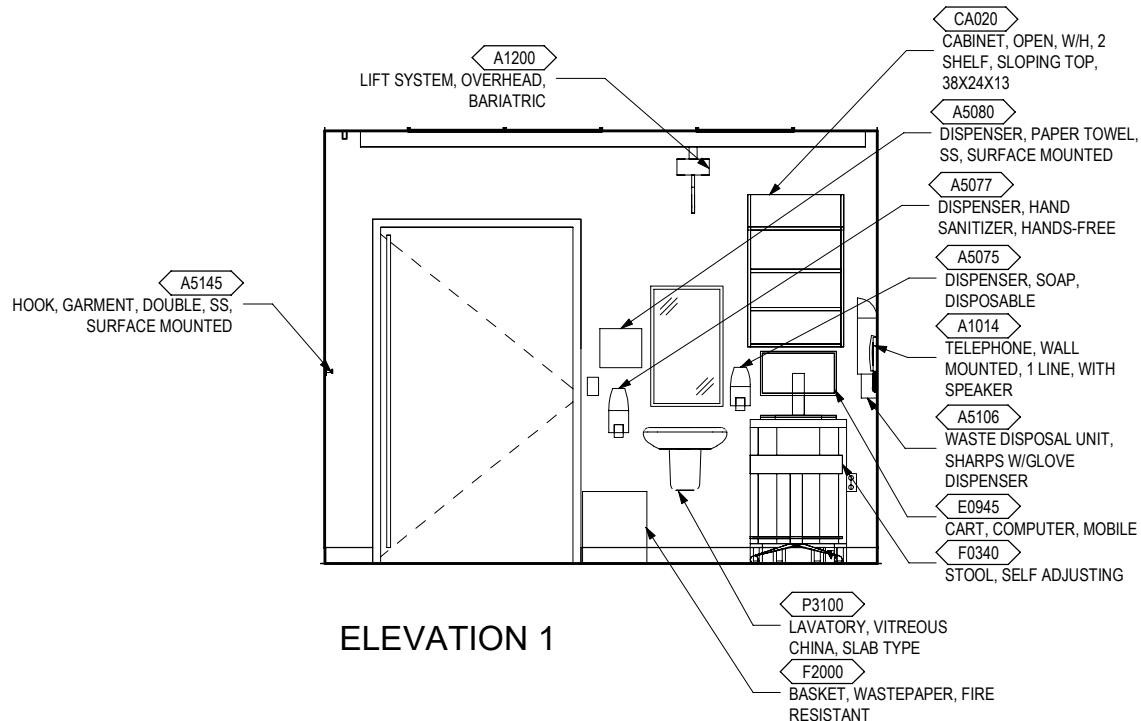
PHYSICAL MEDICINE AND REHABILITATION SERVICE (PMR SVC)
(CT014) GENERAL TREATMENT ROOM, PMR SVC
REFLECTED CEILING PLAN

SCALE: 1/4" = 1'-0"



PHYSICAL MEDICINE AND REHABILITATION SERVICE (PMR SVC) (CT014) GENERAL TREATMENT ROOM, PMR SVC ELEVATIONS

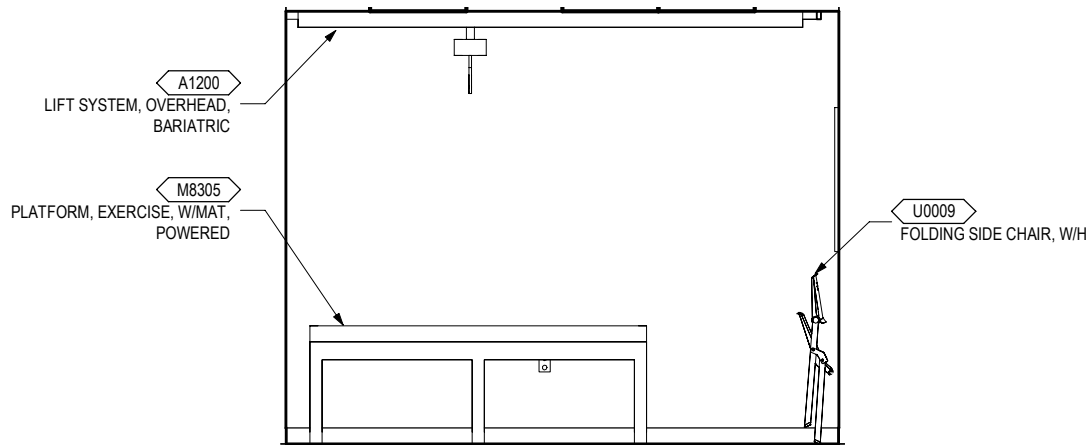
SCALE: 1/4" = 1'-0"



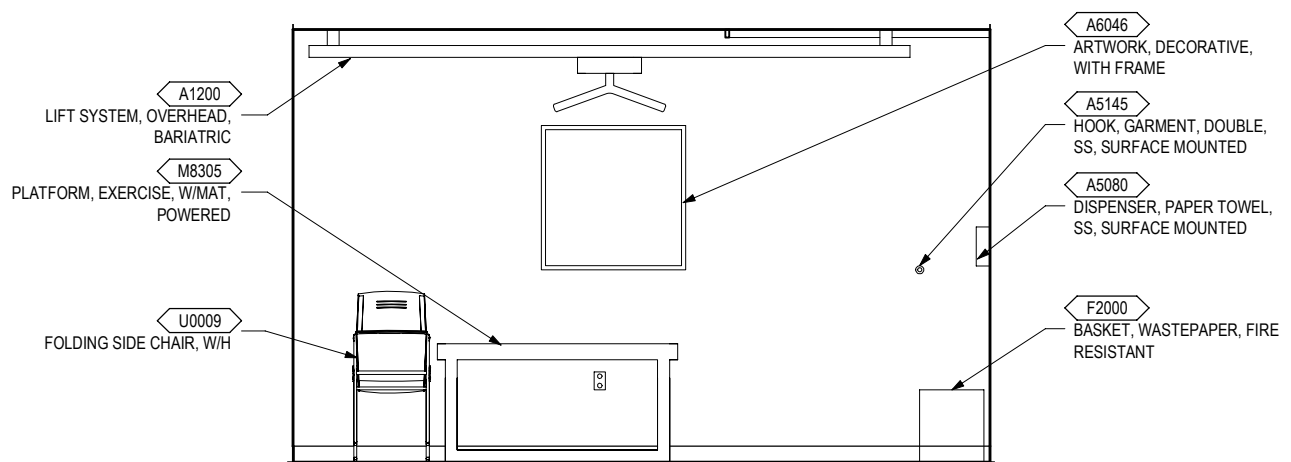
DISCLAIMER: ROOM TEMPLATES ARE GRAPHICAL REPRESENTATIONS OF SELECTED ROOM TYPES THAT ILLUSTRATE VA PLANNING REQUIREMENTS FOR SPACE, ROOM CONTENTS, AND ROOM SPECIFIC ENGINEERING SYSTEMS. THEY PROVIDE TYPICAL CONFIGURATIONS, PLANNING CRITERIA, AND GENERAL TECHNICAL GUIDANCE, AND ARE NOT INTENDED TO BE PROJECT SPECIFIC REQUIREMENTS.

PHYSICAL MEDICINE AND REHABILITATION SERVICE (PMR SVC) (CT014) GENERAL TREATMENT ROOM, PMR SVC ELEVATIONS

SCALE: 1/4" = 1'-0"



ELEVATION 3



ELEVATION 4

DISCLAIMER: ROOM TEMPLATES ARE GRAPHICAL REPRESENTATIONS OF SELECTED ROOM TYPES THAT ILLUSTRATE VA PLANNING REQUIREMENTS FOR SPACE, ROOM CONTENTS, AND ROOM SPECIFIC ENGINEERING SYSTEMS. THEY PROVIDE TYPICAL CONFIGURATIONS, PLANNING CRITERIA, AND GENERAL TECHNICAL GUIDANCE, AND ARE NOT INTENDED TO BE PROJECT SPECIFIC REQUIREMENTS.

Room Data Sheet: General Treatment Room, PMR Svc (CT014)

ARCHITECTURAL & INTERIOR DESIGN

Ceiling Type:	AT
Ceiling Height:	8'-0"
Ceiling Finish	
Wall Finish:	P
Wainscot:	-
Base:	RB
Floor Finish:	LVT
Slab Depression:	-
Sound Protection:	-
Doors:	Swing Door (4'W x 7'H)
	Barn Door (42" clear opening x 7'H)
Special Requirement:	-

LIGHTING

Refer to chapter 4.2.1 in the VA Lighting Design Manual for lighting requirements in Examination/Treatment Rooms.

POWER

Normal Power: Connected to selected receptacles and Equipment.

Emergency Power: Connect selected lighting, receptacles and equipment to the EES. Refer to the VA Electrical Design Manual for information on requirements of the EES.

TELECOMMUNICATION/

SPECIAL TELECOMMUNICATION SYSTEMS

Data:	YES
Telephone:	YES
Cable Television:	NO
Duress Alarm:	NO
Electronic Access and Door Control:	NO
Intercom:	NO
Motion Intrusion Detection (MID):	NO
Nurse Call	NO
Code Blue:	NO
Public Address:	NO
Security Surveillance Television (SSTV)	NO
VA Satellite TV:	NO
Video Teleconferencing (VTEL):	NO

HEATING, VENTILATING AND AIR CONDITIONING

General Requirement:

The VA HVAC Design Manual Room Data Sheets provide design parameters for room code CT014.

PLUMBING AND MEDICAL GASES

Cold Water:	YES
Hot Water:	YES
Drain:	YES
Reagent Grade Water:	NO
Medical Air:	NO
Medical Vacuum:	NO
Oxygen:	NO
Special Requirement	NO

FIRE PROTECTION AND LIFE SAFETY

Alarm Detection:	NO
Alarm Annunciator:	NO
Sprinkler:	YES



General Treatment Room, PMR Svc (CT014) – Equipment List

JSN	NAME	QTY	ACQ/INS	DESCRIPTION
A1010	Telecommunication Outlet	2	VV	Telecommunication outlet location.
A1014	Telephone, Wall Mounted, 1 Line, With Speaker	1	VV	Telephone, wall mounted, 1 line, with speaker.
A1066	Mirror, Float Glass, With SS Frame	1	CC	A high quality 1/4" polished float glass mirror 36X18, framed in a one-piece, bright polished, stainless steel channel frame with 90° mitered corners. All edges of the mirror are protected by absorbing filler strips. Mirror has a galvanized steel back with integral horizontal hanging brackets and wall hanger for concealed mounting. For mounting above single wall mounted lavatories located in toilet areas, Doctors examination offices, etc. May also be used above double lavatories, either wall or countertop mounted, found in restroom areas.
A1200	Lift System, Overhead, Patient Room	1	VC	An overhead rail system specifically designed for patient lifting and movement for a single bed patient room. The system will consist of recessed or ceiling mounted primary and secondary rails, lift motor with rolling carriage, patient harness or seat, and a hand controller or control box with charger. System will facilitate lifting and movement of patient to and from bed to gurney, chair or other requirement. Minimum lift capability is 550 pounds. Custom design of track layout by manufacturer is essential to meet individual facility requirements.
A5075	Dispenser, Soap, Disposable	1	VV	Disposable soap dispenser. One-handed dispensing operation. Designed to accommodate disposable soap cartridge and valve.
A5077	Dispenser, Hand Sanitizer, Hands-Free	1	VV	A touch free wall-mounted hand sanitizer dispenser. For use throughout a healthcare facility. Unit does not include the sanitizing liquid. Units are battery operated.
A5080	Dispenser, Paper Towel, SS, Surface Mounted	1	CC	A surface mounted, satin finish stainless steel, single-fold, paper towel dispenser. Dispenser features: tumbler lock; front hinged at bottom; and refill indicator slot. Minimum capacity 400 single-fold paper towels. For general purpose use throughout the facility.
A5106	Waste Disposal Unit, Sharps w/Glove Dispenser	1	VV	The unit is designed for the disposal of sharps and complies with OSHA guidelines for the handling of sharps. It shall house a 5 quart container and be capable of being mounted on a wall. It shall have a glove dispenser attached. The unit shall be secured by a locked enclosure.



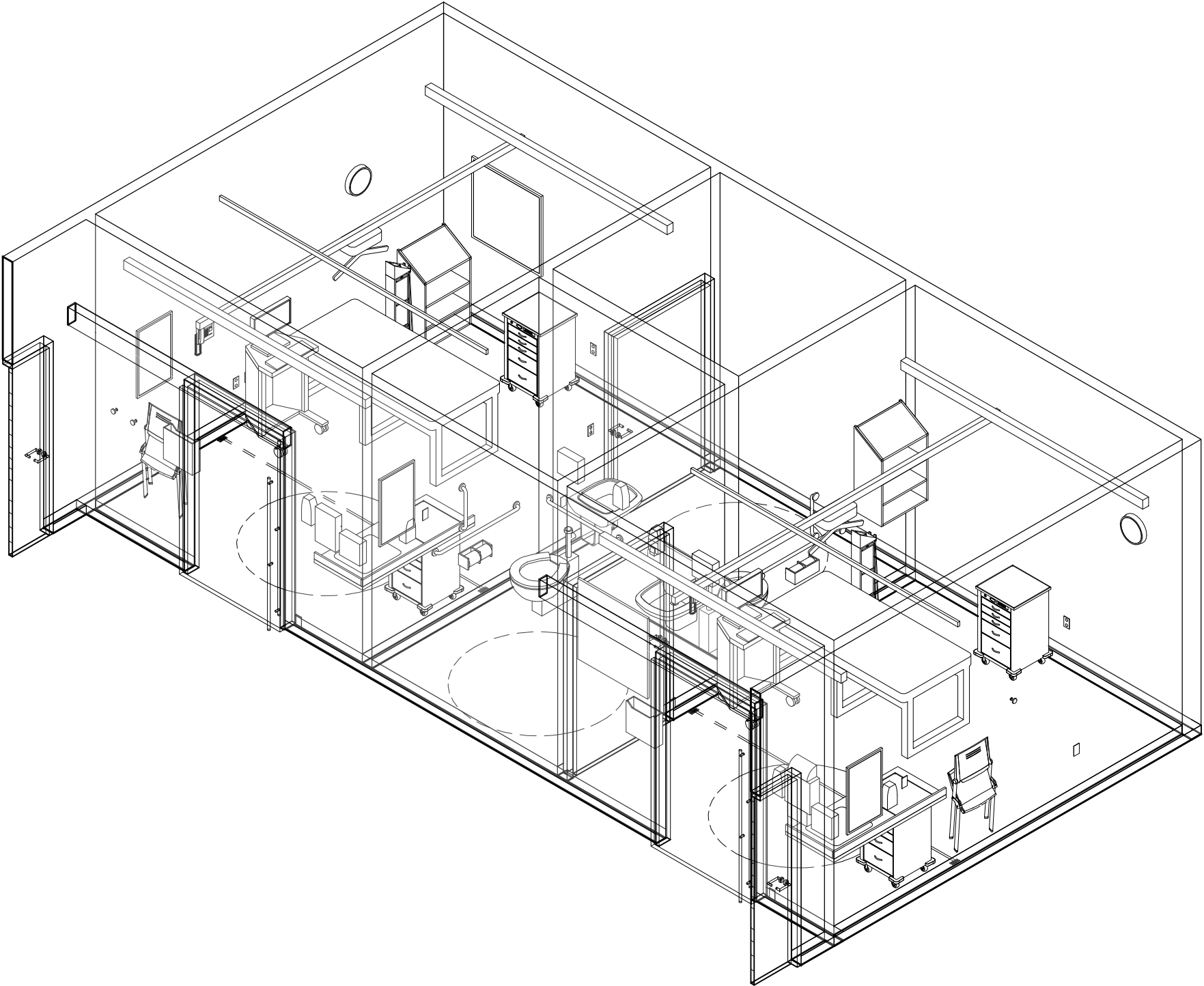
JSN	NAME	QTY	ACQ/INS	DESCRIPTION
A5145	Hook, Garment, Double, SS, Surface Mounted	1	CC	A surface mounted, satin finish stainless steel, double garment hook. Equipped with a concealed mounting bracket that is secured to a concealed wall plate. For general purpose use throughout the facility to hang various items of apparel.
A5180	Track, Cubicle, Surface Mounted, With Curtain	16	VV	Surface mounted cubicle track, with curtain. Track constructed of thick extruded aluminum. Equipped with self lubricating carriers, beaded drop chain hooks, and flame resistant curtain. To include removable end caps. Designed to be suspended around patient areas where privacy is needed. Price listed is per foot of the track, curtains to be priced per quote.
A6046	Artwork, Decorative, With Frame	1	VV	This JSN is to be used for determining and defining location of decorative artwork.
CA020	Cabinet, Open, W/H, 2 Shelf, Sloping Top, 38x24x13	1	CC	Wall hung open front cabinet with two adjustable shelves and sloping top. Also referred to as an open case. For general purpose use throughout the facility.
E0945	Cart, Computer, Mobile	1	VV	A mobile computer cart for use throughout the facility. The cart dimensions will be approximately 45" H x 30" W x 22" D with casters. May include drawers and miscellaneous other accessories that will be determined at time of purchase. This Typical may include: 1 Cart Body, w/Computer Support, Style-A Narrow, w/Raised Edge Top 1 Flip-Up Shelf 1 Sharps Container Holder 1 Wastebasket 1 Chart Holder 2 Drawers, 3"H 2 Drawers, 6"H 3 Accessory Rail, Side Drawer Organizer Bins
F2000	Basket, Wastepaper, Fire Resistant	1	VV	Wastepaper basket, fire resistant, approximately 40 quart capacity. This unit is used to collect and temporarily store small quantities of paper refuse in patient rooms, administrative areas and nursing stations. Size and shape varies depending on the application and manufacturer selected.
F0340	Stool, Self Adjusting	1	VV	Self adjusting stool. Consists of a foam padded upholstered seat with attached foot rest for added comfort. Mounted on swivel casters. Designed for doctor's use during examinations.



JSN	NAME	QTY	ACQ/INS	DESCRIPTION
M8305	Platform, Exercise, w/Mat, Powered	1	VV	Exercise platform with power height adjustment. The platform rests on one or two pedestal bases which contain the power mechanism for adjusting the table height. The platform top or removable mattress is covered with heavy duty, nylon-reinforced vinyl for durability. The adjustable height feature is designed to accommodate patients who have difficulty sitting or transferring from a wheelchair as well as providing an optimal working height for the physical therapist once the patient is on the table. Larger and smaller units as well as manual crank platform tables are available.
P3100	Lavatory, Vitreous China, Slab Type	1	CC	Wall mounted, slab type, vitreous china, lavatory (approximate bowl size 7"x15"x10") with: faucet holes on 4" centers; gooseneck spout; wrist blade handles; and grid strainer. It shall be suitable for use in clinics, offices, washrooms or patient care area.
U0009	Folding Side Chair, W/H	1	VV	Wall Mounted Folding Side Chair. Wall hung chair that can be folded up when not in use. Weight capacity 300 lbs.



SCALE:






U.S. Department
of Veterans Affairs

PHYSICAL MEDICINE AND REHABILITATION SERVICE (PMR SVC)
(CT018) SPECIALTY CARE EXAM ROOM, PMR SVC
INTERACTIVE 3D PDF

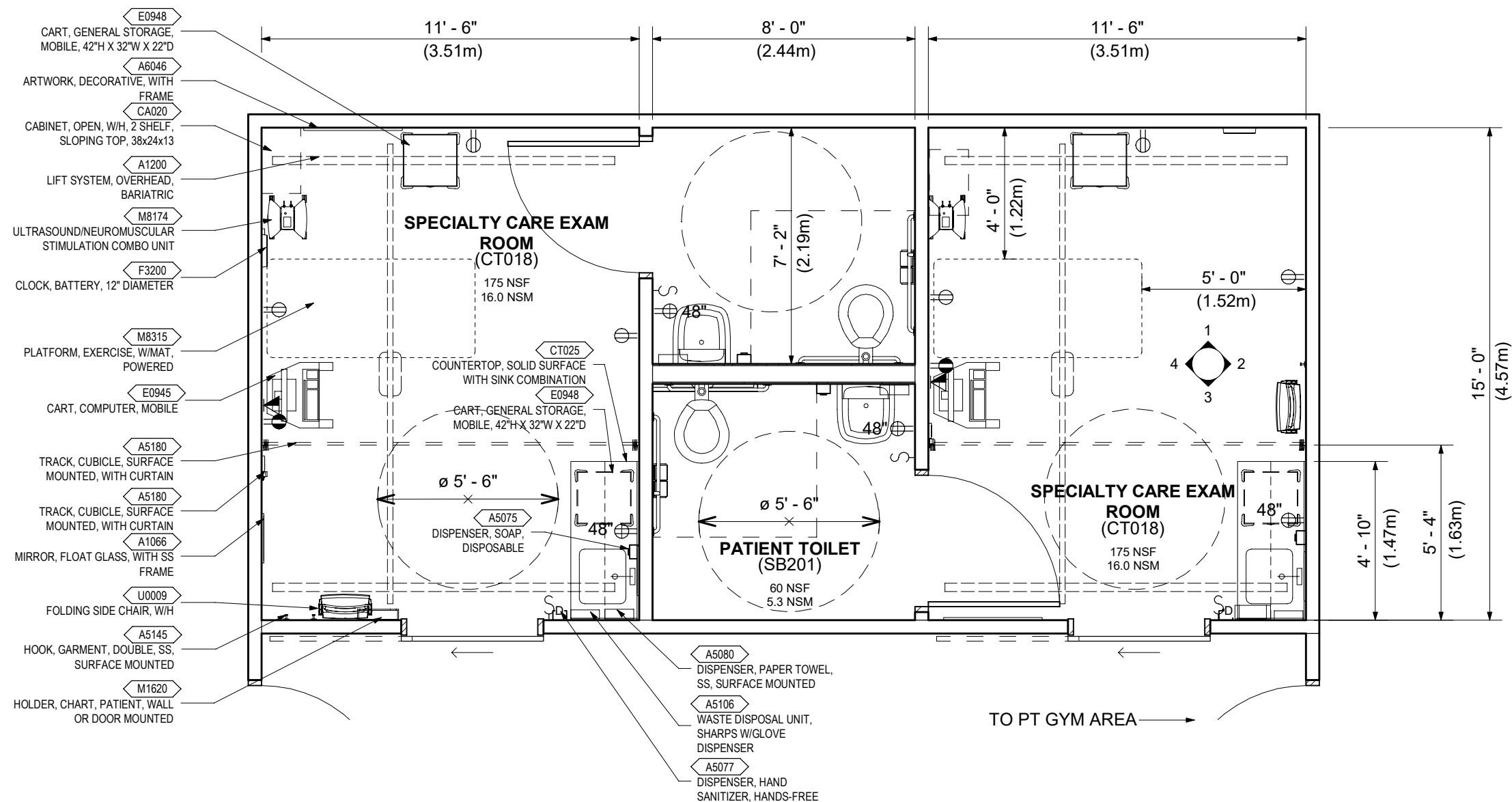
SCALE:



DISCLAIMER: ROOM TEMPLATES ARE GRAPHICAL REPRESENTATIONS OF SELECTED ROOM TYPES THAT ILLUSTRATE VA PLANNING REQUIREMENTS FOR SPACE, ROOM CONTENTS, AND ROOM SPECIFIC ENGINEERING SYSTEMS. THEY PROVIDE TYPICAL CONFIGURATIONS, PLANNING CRITERIA, AND GENERAL TECHNICAL GUIDANCE, AND ARE NOT INTENDED TO BE PROJECT SPECIFIC REQUIREMENTS.

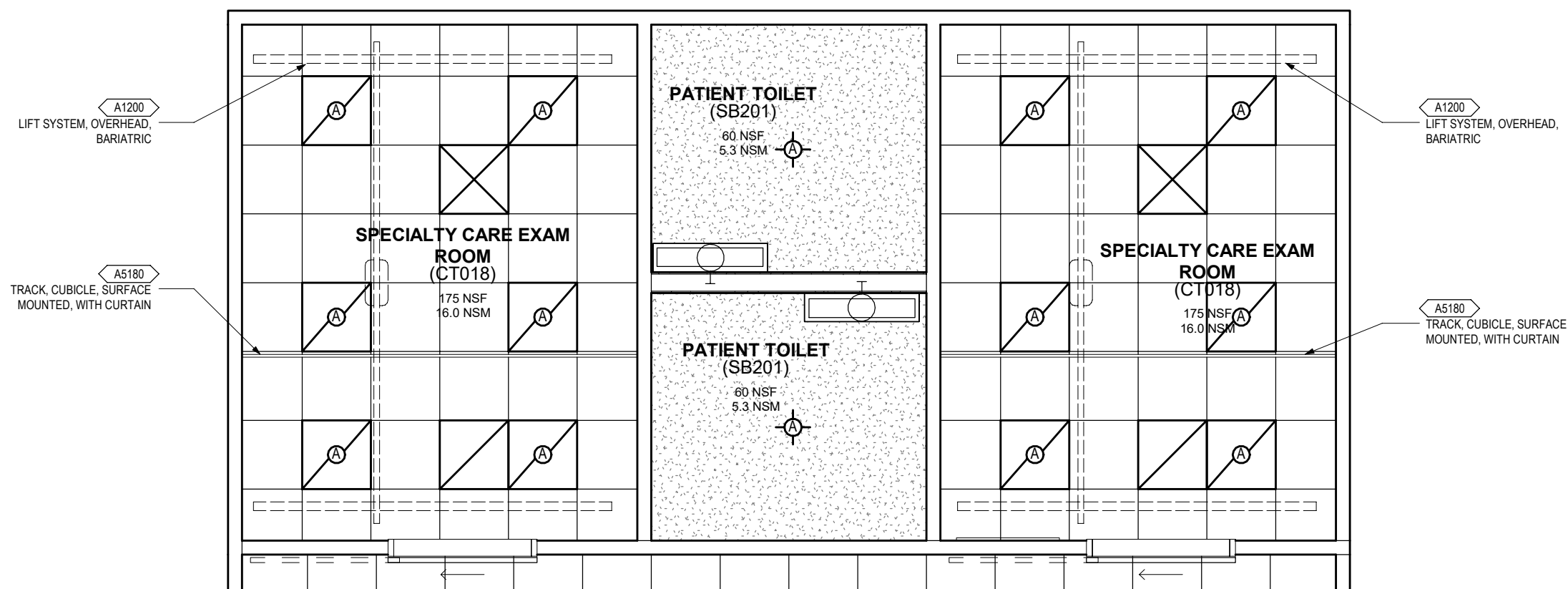
PHYSICAL MEDICINE AND REHABILITATION SERVICE (PMR SVC)
(CT018) SPECIALTY CARE EXAM ROOM, PMR SVC (SB201) PATIENT TOILET
FLOOR PLAN

SCALE: 1/4" = 1'-0"



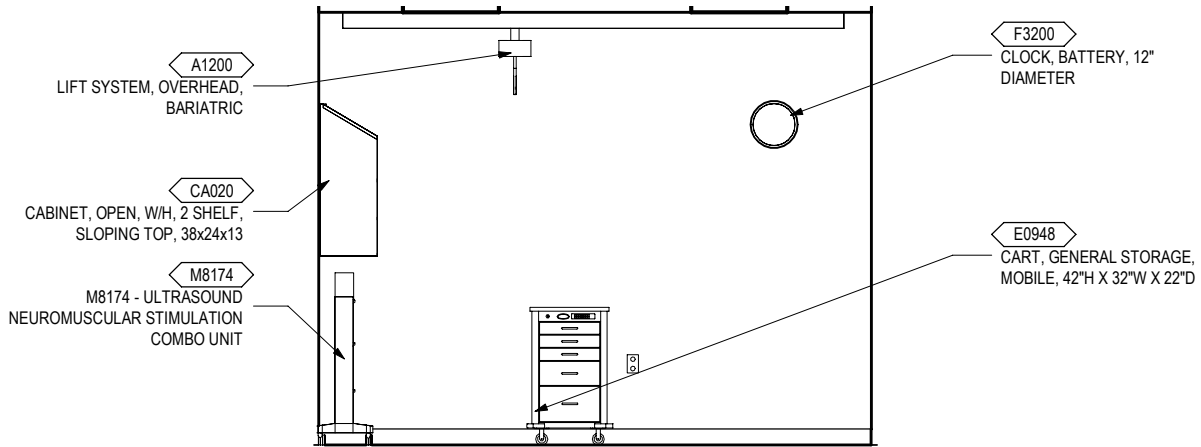
Note: Provide one Specialty Care Exam Room if [total number of generated ranges (all therapy specialties)] is between 1 and 11. Provide two Specialty Care Exam Rooms if [total number of ranges generated (all therapy specialties)] is between 12 and 34. See PG-18-9 Chapter 270 Physical Medicine and Rehabilitation Service Space Planning Criteria for more information.

SCALE: 1/4" = 1'-0"

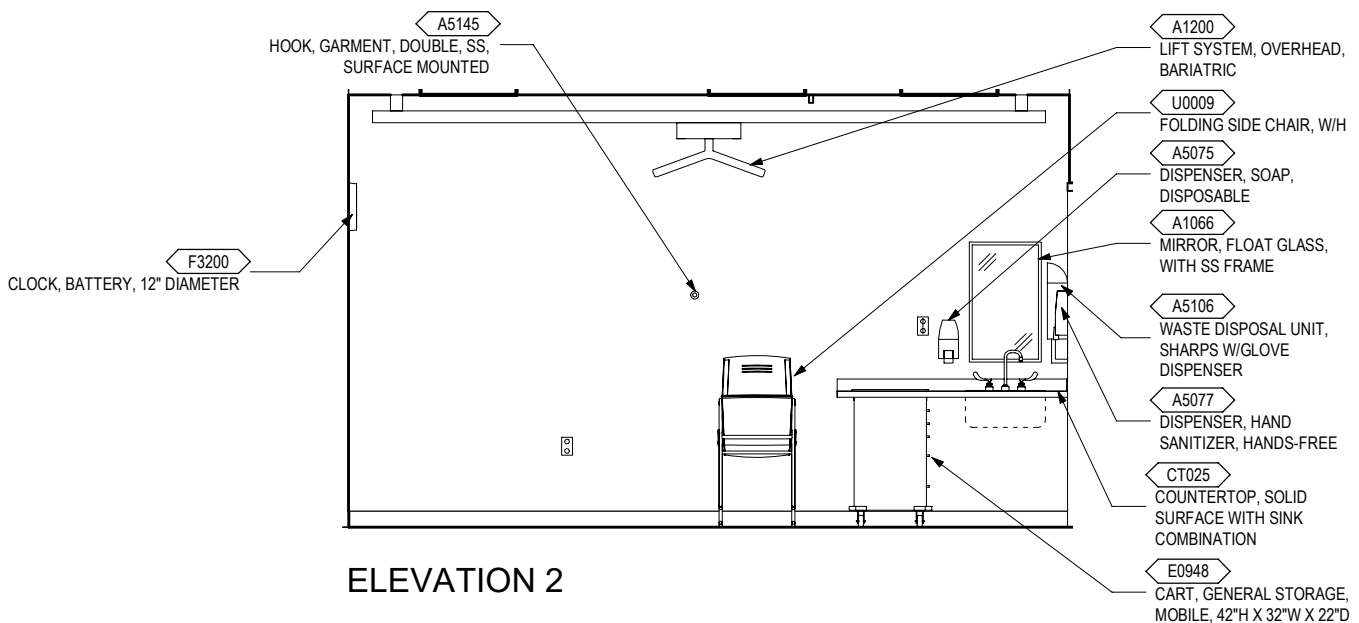


PHYSICAL MEDICINE AND REHABILITATION SERVICE (PMR SVC) (CT018) SPECIALTY CARE EXAM ROOM, PMR SVC ELEVATIONS

SCALE: 1/4" = 1'-0"



ELEVATION 1

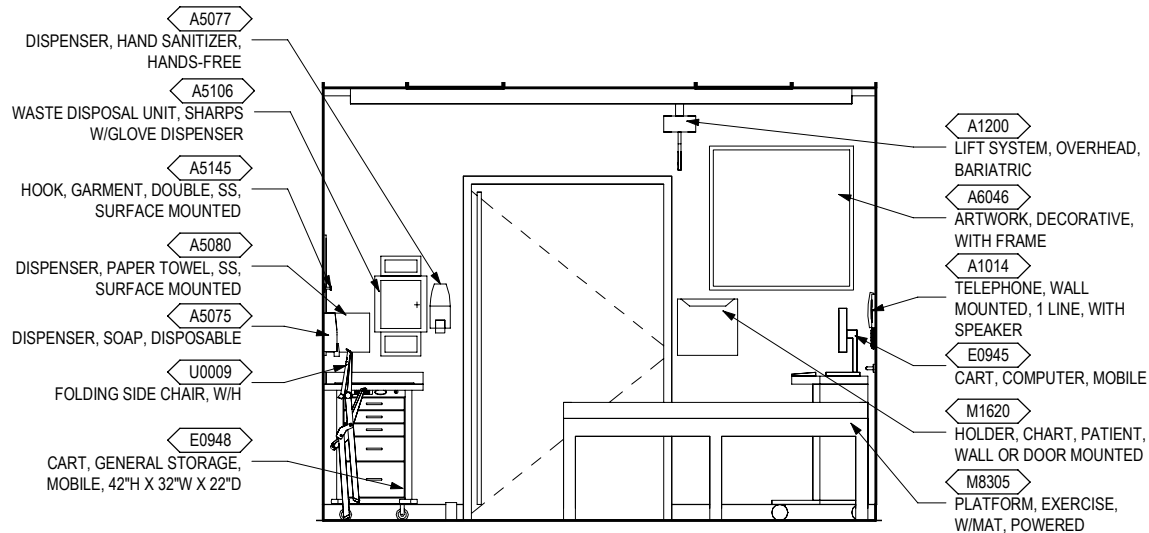


ELEVATION 2

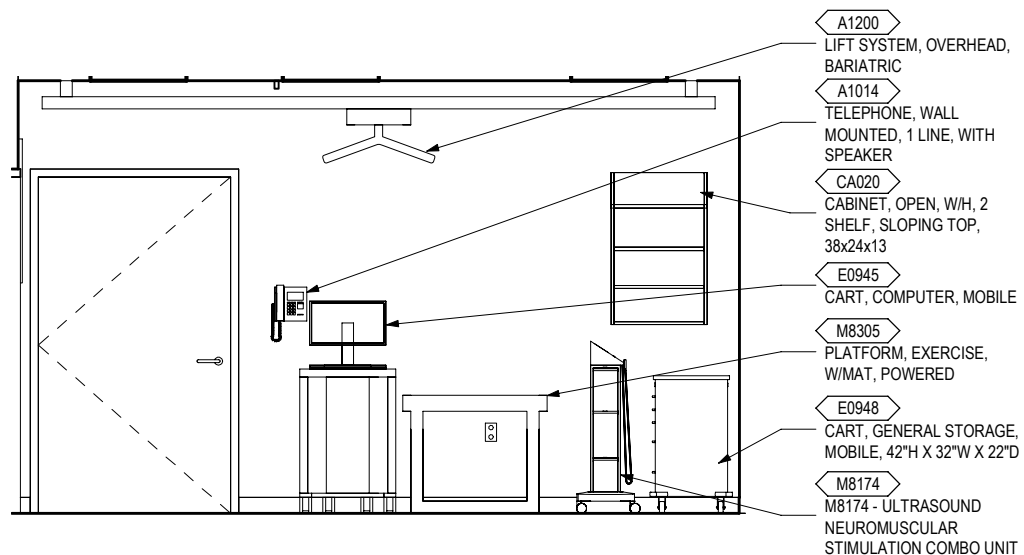
DISCLAIMER: ROOM TEMPLATES ARE GRAPHICAL REPRESENTATIONS OF SELECTED ROOM TYPES THAT ILLUSTRATE VA PLANNING REQUIREMENTS FOR SPACE, ROOM CONTENTS, AND ROOM SPECIFIC ENGINEERING SYSTEMS. THEY PROVIDE TYPICAL CONFIGURATIONS, PLANNING CRITERIA, AND GENERAL TECHNICAL GUIDANCE, AND ARE NOT INTENDED TO BE PROJECT SPECIFIC REQUIREMENTS.

PHYSICAL MEDICINE AND REHABILITATION SERVICE (PMR SVC) (CT018) SPECIALTY CARE EXAM ROOM, PMR SVC ELEVATIONS

SCALE: 1/4" = 1'-0"



ELEVATION 3



ELEVATION 4

Room Data Sheet: Specialty Care Exam Room, PMR Svc (CT018)

ARCHITECTURAL & INTERIOR DESIGN

Ceiling Type:	AT
Ceiling Height:	8'-0"
Ceiling Finish:	-
Wall Finish:	P
Wainscot:	-
Base:	RB
Floor Finish:	LVT
Slab Depression:	-
Sound Protection:	STC 45
Doors:	Swing Door (4'W x 7'H)
	Barn Door (42" clear opening x 7'H)
Special Requirement:	-

LIGHTING

Refer to chapter 4.2.1 in the VA Lighting Design Manual for lighting requirements in Examination/Treatment Rooms.

POWER

Normal Power: Connected to selected receptacles and Equipment.

Emergency Power: Connect selected lighting, receptacles and equipment to the EES. Refer to the VA Electrical Design Manual for information on requirements of the EES.

TELECOMMUNICATION/

SPECIAL TELECOMMUNICATION SYSTEMS

Data:	YES
Telephone:	YES
Cable Television:	NO
Duress Alarm:	NO
Electronic Access and Door Control:	NO
Intercom:	NO
Motion Intrusion Detection (MID):	NO
Nurse Call	NO
Code Blue:	NO
Public Address:	NO
Security Surveillance Television (SSTV)	NO
VA Satellite TV:	NO
Video Teleconferencing (VTEL):	NO
Special Requirement:	

HEATING, VENTILATING AND AIR CONDITIONING

General Requirement:

The VA HVAC Design Manual Room Data Sheets include design parameters for room code CT018.

PLUMBING AND MEDICAL GASES

Cold Water:	YES
Hot Water:	YES
Drain:	YES
Reagent Grade Water:	NO
Medical Air:	NO
Medical Vacuum:	NO
Oxygen:	NO
Special Requirement	NO

FIRE PROTECTION AND LIFE SAFETY

Alarm Detection:	NO
Alarm Annunciator:	NO
Sprinkler:	YES



Specialty Care Exam Room, PMR Svc (CT018) – Equipment List

JSN	NAME	QTY	ACQ/INS	DESCRIPTION
A1010	Telecommunication Outlet	2	VV	Telecommunication outlet location.
A1014	Telephone, Wall Mounted, 1 Line, With Speaker	1	VV	Telephone, wall mounted, 1 line, with speaker.
A1066	Mirror, Float Glass, With SS Frame	1	CC	A high quality 1/4" polished float glass mirror 36X18, framed in a one-piece, bright polished, stainless steel channel frame with 90° mitered corners. All edges of the mirror are protected by absorbing filler strips. Mirror has a galvanized steel back with integral horizontal hanging brackets and wall hanger for concealed mounting. For mounting above single wall mounted lavatories located in toilet areas, Doctors examination offices, etc. May also be used above double lavatories, either wall or countertop mounted, found in restroom areas.
A1200	Lift System, Overhead, Patient Room	1	VC	An overhead rail system specifically designed for patient lifting and movement for a single bed patient room. The system will consist of recessed or ceiling mounted primary and secondary rails, lift motor with rolling carriage, patient harness or seat, and a hand controller or control box with charger. System will facilitate lifting and movement of patient to and from bed to gurney, chair or other requirement. Minimum lift capability is 550 pounds. Custom design of track layout by manufacturer is essential to meet individual facility requirements.
A5075	Dispenser, Soap, Disposable	1	VV	Disposable soap dispenser. One-handed dispensing operation. Designed to accommodate disposable soap cartridge and valve.
A5077	Dispenser, Hand Sanitizer, Hands-Free	1	VV	A touch free wall-mounted hand sanitizer dispenser. For use throughout a healthcare facility. Unit does not include the sanitizing liquid. Units are battery operated.
A5080	Dispenser, Paper Towel, SS, Surface Mounted	1	CC	A surface mounted, satin finish stainless steel, single-fold, paper towel dispenser. Dispenser features: tumbler lock; front hinged at bottom; and refill indicator slot. Minimum capacity 400 single-fold paper towels. For general purpose use throughout the facility.
A5106	Waste Disposal Unit, Sharps w/Glove Dispenser	1	VV	The unit is designed for the disposal of sharps and complies with OSHA guidelines for the handling of sharps. It shall house a 5 quart container and be capable of being mounted on a wall. It shall have a glove dispenser attached. The unit shall be secured by a locked enclosure.



JSN	NAME	QTY	ACQ/INS	DESCRIPTION
A5145	Hook, Garment, Double, SS, Surface Mounted	1	CC	A surface mounted, satin finish stainless steel, double garment hook. Equipped with a concealed mounting bracket that is secured to a concealed wall plate. For general purpose use throughout the facility to hang various items of apparel.
A5180	Track, Cubicle, Surface Mounted, With Curtain	12	VV	Surface mounted cubicle track, with curtain. Track constructed of thick extruded aluminum. Equipped with self lubricating carriers, beaded drop chain hooks, and flame resistant curtain. To include removable end caps. Designed to be suspended around patient areas where privacy is needed. Price listed is per foot of the track, curtains to be priced per quote.
A6046	Artwork, Decorative, With Frame	1	VV	This JSN is to be used for determining and defining location of decorative artwork.
CA020	Cabinet, Open, W/H, 2 Shelf, Sloping Top, 38x24x13	1	CC	Wall hung open front cabinet with two adjustable shelves and sloping top. Also referred to as an open case. For general purpose use throughout the facility.
CT025	Countertop, Solid Surface with Sink Combination	1	CC	A solid, nonporous countertop approximately 36"W x 22"D with a undercounter sink combination. The countertop is an acrylic-based solid surface product with a standard thickness of 1", and a 4" butt backsplash/curb. Surfaces will be easy to clean and maintain. Also referred to as a work surface or work top with sink. Available in a choice of colors, depths and sink shapes. Used for various applications in patient rooms, restrooms and throughout the facility. Usually a part of a casework interior design program. Unit does not include the drain and faucet.
E0945	Cart, Computer, Mobile	1	VV	A mobile computer cart for use throughout the facility. The cart dimensions will be approximately 45" H x 30" W x 22" D with casters. May include drawers and miscellaneous other accessories that will be determined at time of purchase. This Typical may include: 1 Cart Body, w/Computer Support, Style-A Narrow, w/Raised Edge Top 1 Flip-Up Shelf 1 Sharps Container Holder 1 Wastebasket 1 Chart Holder 2 Drawers, 3"H 2 Drawers, 6"H 3 Accessory Rail, Side Drawer Organizer Bins




JSN	NAME	QTY	ACQ/INS	DESCRIPTION
E0948	Cart, General Storage, Mobile, 42"H x 32"W x 22"D	1	VV	THIS TYPICAL INCLUDES: 1 Cart Body, Style-A Narrow, w/Raised Edge Top 2 Drawers, 3" H 4 Drawers, 6" H 1 Accessory Rail, Side Drawer Organizer Bins
F3200	Clock, Battery, 12" Diameter	1	VV	Clock, 12" diameter. Round surface, easy to read numbers with sweep second hand. Wall mounted unit for use when impractical to install a fully synchronized clock system. Battery operated, (batteries not included).
M1620	Holder, Chart, Patient, Wall or Door Mounted	1	VV	Wall or door mounted patient chart holder. Constructed of durable plastic or metal. Used for holding patient records. Size as required.
M8174	Ultrasound/Neuromuscular Stimulation Combo Unit	1	VV	Ultrasound unit in combination with a neuromuscular stimulator; unit can deliver both types of treatments simultaneously or individually. The ultrasound unit operates at one or more frequencies. The electrotherapy portion of the instrument can operate at set voltages or continuously variable across a range. Depending on the ultrasound frequency and electrotherapy voltage, the clinician selects one of several treatment unit heads. Some models feature microprocessor controls, data collection, data correlation and data downloading for analysis over time.
M8315	Table, Traction, Physical Therapy	1	VV	Physical therapy traction table. Upholstered table top with a removable non-friction rolling lumbar section for smooth efficient traction. Mounting board is height adjustable. Some tables include traction units. Used in physical therapy during traction treatments.
U0009	Folding Side Chair, W/H	1	VV	Wall Mounted Folding Side Chair. Wall hung chair that can be folded up when not in use. Weight capacity 300 lbs.



PHYSICAL MEDICINE AND REHABILITATION SERVICE (PMR SVC)
(CT024) MULTIPURPOSE GROUP ROOM, PMR SVC
AXONOMETRIC

SCALE:




DISCLAIMER: ROOM TEMPLATES ARE GRAPHICAL REPRESENTATIONS OF SELECTED ROOM TYPES THAT ILLUSTRATE VA PLANNING REQUIREMENTS FOR SPACE, ROOM CONTENTS, AND ROOM SPECIFIC ENGINEERING SYSTEMS. THEY PROVIDE TYPICAL CONFIGURATIONS, PLANNING CRITERIA, AND GENERAL TECHNICAL GUIDANCE, AND ARE NOT INTENDED TO BE PROJECT SPECIFIC REQUIREMENTS.



U.S. Department
of Veterans Affairs

PHYSICAL MEDICINE AND REHABILITATION SERVICE (PMR SVC)
(CT024) MULTIPURPOSE GROUP ROOM, PMR SVC
INTERACTIVE 3D PDF

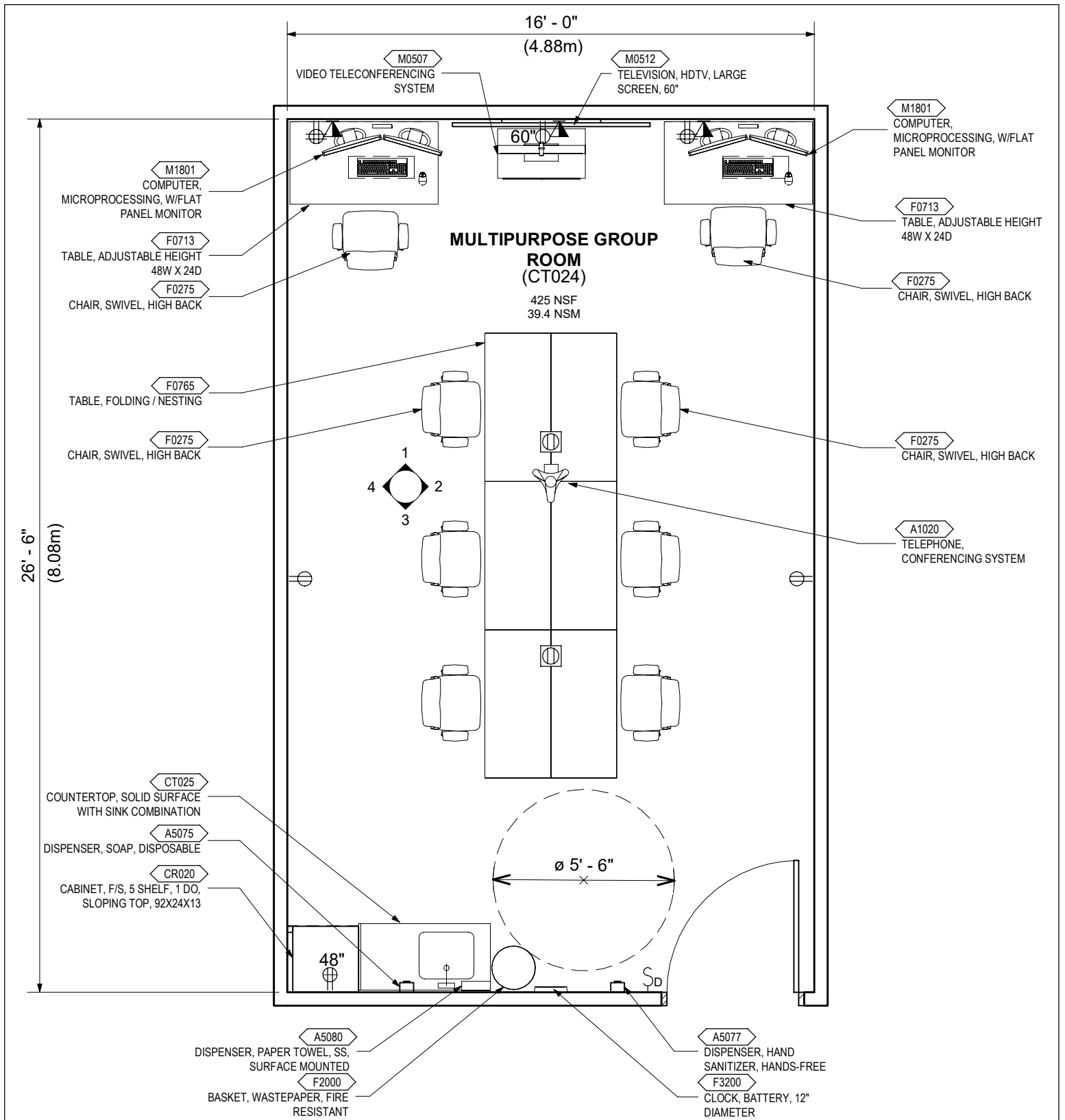
SCALE:



DISCLAIMER: ROOM TEMPLATES ARE GRAPHICAL REPRESENTATIONS OF SELECTED ROOM TYPES THAT ILLUSTRATE VA PLANNING REQUIREMENTS FOR SPACE, ROOM CONTENTS, AND ROOM SPECIFIC ENGINEERING SYSTEMS. THEY PROVIDE TYPICAL CONFIGURATIONS, PLANNING CRITERIA, AND GENERAL TECHNICAL GUIDANCE, AND ARE NOT INTENDED TO BE PROJECT SPECIFIC REQUIREMENTS.

PHYSICAL MEDICINE AND REHABILITATION SERVICE (PMR SVC) (CT024) MULTIPURPOSE GROUP ROOM, PMR SVC FLOOR PLAN

SCALE: 1/4" = 1'-0"

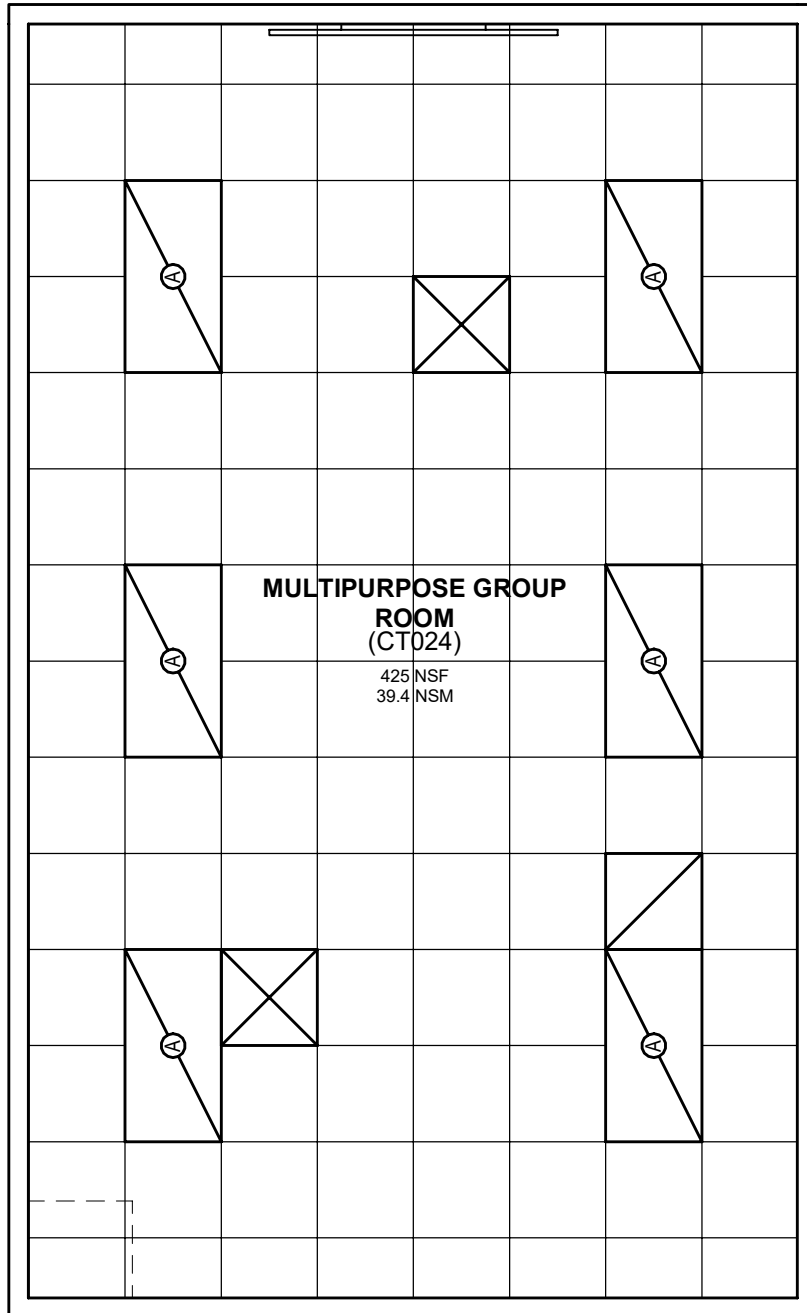


DISCLAIMER: ROOM TEMPLATES ARE GRAPHICAL REPRESENTATIONS OF SELECTED ROOM TYPES THAT ILLUSTRATE VA PLANNING REQUIREMENTS FOR SPACE, ROOM CONTENTS, AND ROOM SPECIFIC ENGINEERING SYSTEMS. THEY PROVIDE TYPICAL CONFIGURATIONS, PLANNING CRITERIA, AND GENERAL TECHNICAL GUIDANCE, AND ARE NOT INTENDED TO BE PROJECT SPECIFIC REQUIREMENTS.



PHYSICAL MEDICINE AND REHABILITATION SERVICE (PMR SVC)
(CT024) MULTIPURPOSE GROUP ROOM, PMR SVC
REFLECTED CEILING PLAN

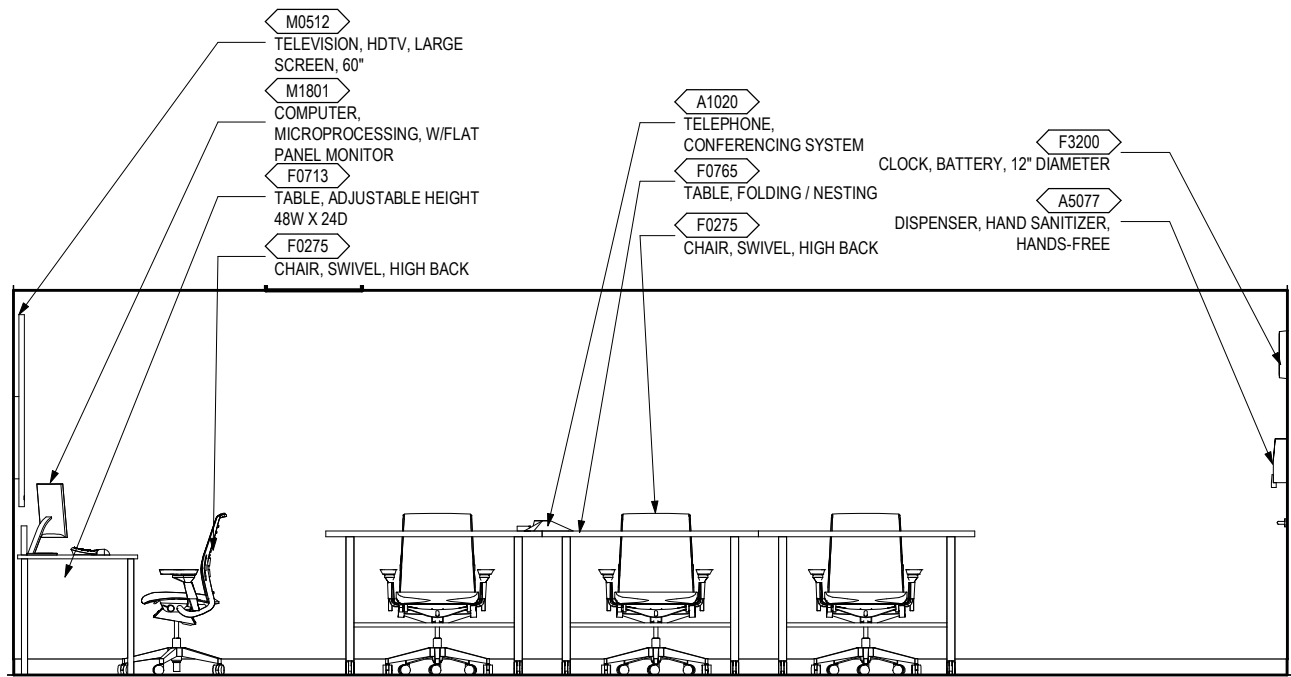
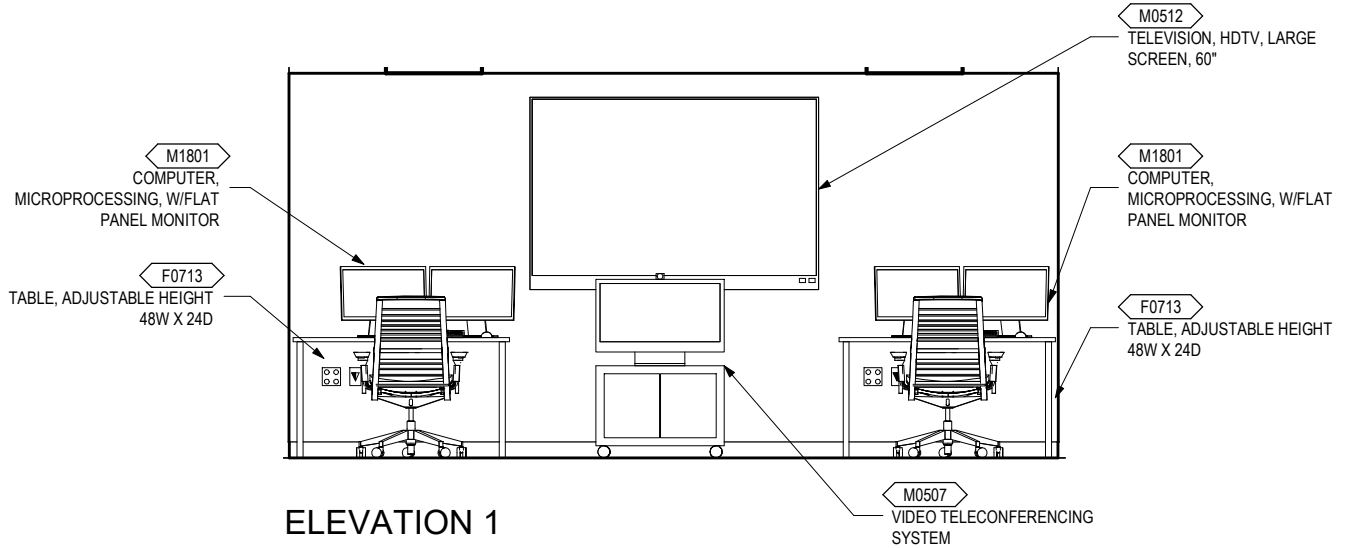
SCALE: 1/4" = 1'-0"



DISCLAIMER: ROOM TEMPLATES ARE GRAPHICAL REPRESENTATIONS OF SELECTED ROOM TYPES THAT ILLUSTRATE VA PLANNING REQUIREMENTS FOR SPACE, ROOM CONTENTS, AND ROOM SPECIFIC ENGINEERING SYSTEMS. THEY PROVIDE TYPICAL CONFIGURATIONS, PLANNING CRITERIA, AND GENERAL TECHNICAL GUIDANCE, AND ARE NOT INTENDED TO BE PROJECT SPECIFIC REQUIREMENTS.

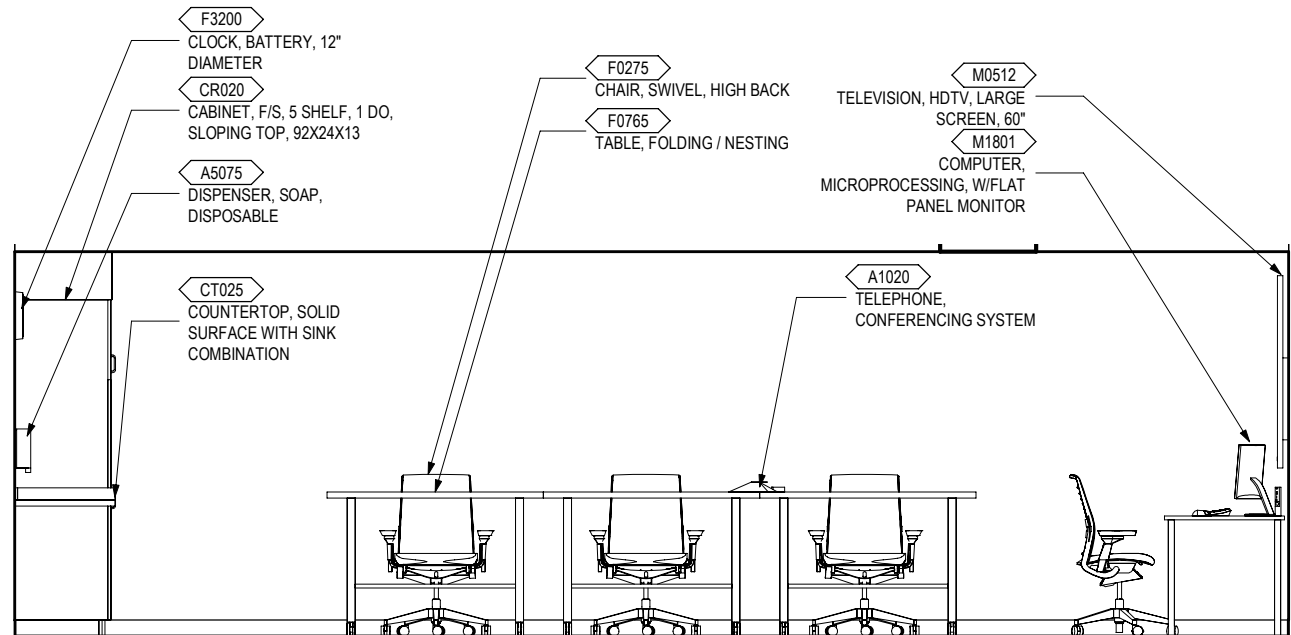
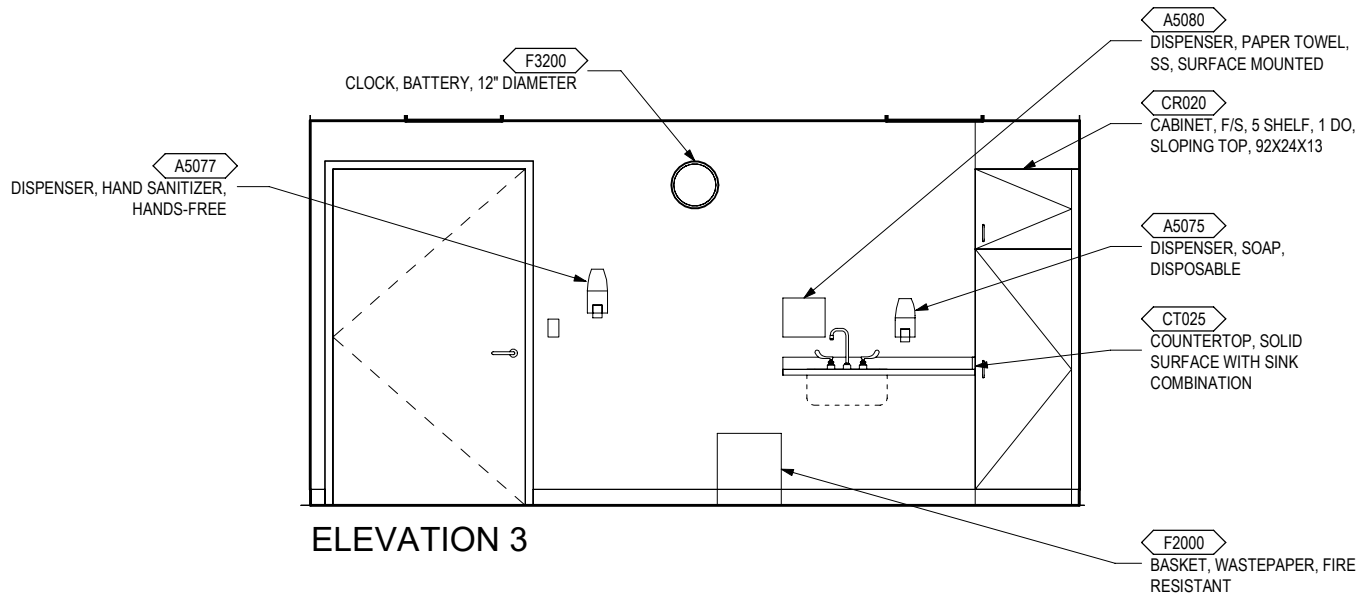
PHYSICAL MEDICINE AND REHABILITATION SERVICE (PMR SVC) (CT024) MULTIPURPOSE GROUP ROOM, PMR SVC ELEVATIONS

SCALE: 1/4" = 1'-0"



PHYSICAL MEDICINE AND REHABILITATION SERVICE (PMR SVC) (CT024) MULTIPURPOSE GROUP ROOM, PMR SVC ELEVATIONS

SCALE: 1/4" = 1'-0"



Room Data Sheet: Multipurpose Group Room, PMR Svc (CT024)

ARCHITECTURAL & INTERIOR DESIGN

Ceiling Type:	AT
Ceiling Height:	10'-0"
Ceiling Finish	
Wall Finish:	P
Wainscot:	-
Base:	RB
Floor Finish:	LVT
Slab Depression:	-
Sound Protection:	-
Doors:	(4'W x 7'H)
Special Requirement:	-

LIGHTING

Refer to VA Lighting Design Manual for lighting requirements in Multipurpose Activity Room.

POWER

Normal Power: Connected to selected receptacles and Equipment.

Emergency Power: Connect selected lighting, receptacles and equipment to the EES. Refer to VA Electrical Design Manual for information on requirements of the EES.

TELECOMMUNICATION/

SPECIAL TELECOMMUNICATION SYSTEMS

Data:	YES
Telephone:	YES
Cable Television:	NO
Duress Alarm:	NO
Electronic Access and Door Control:	NO
Intercom:	NO
Motion Intrusion Detection (MID):	NO
Nurse Call	NO
Code Blue:	NO
Public Address:	NO
Security Surveillance Television (SSTV)	NO
VA Satellite TV:	NO
Video Teleconferencing (VTEL):	YES

HEATING, VENTILATING AND AIR CONDITIONING

General Requirement:

The VA HVAC Design Manual Room Data Sheets provide design parameters for room code CT024.

PLUMBING AND MEDICAL GASES

Cold Water:	YES
Hot Water:	YES
Drain:	YES
Reagent Grade Water:	NO
Medical Air:	NO
Medical Vacuum:	NO
Oxygen:	NO
Special Requirement	NO

FIRE PROTECTION AND LIFE SAFETY

Alarm Detection:	NO
Alarm Annunciator:	YES
Sprinkler:	YES



Multipurpose Group Room, PMR Svc (CT024) – Equipment List

JSN	NAME	QTY	ACQ/INS	DESCRIPTION
A1010	Telecommunication Outlet	4	VV	Telecommunication outlet location.
A1020	Telephone, Conferencing System	1	VV	A tabletop telephone conferencing system typically found in a conference room. Features and accessories include 12-key telephone keypad, multiple conferencing navigation keys, console microphones, dynamic noise reduction, LCD display, caller ID and console loudspeaker.
A5075	Dispenser, Soap, Disposable	1	VV	Disposable soap dispenser. One-handed dispensing operation. Designed to accommodate disposable soap cartridge and valve.
A5077	Dispenser, Hand Sanitizer, Hands-Free	1	VV	A touch free wall-mounted hand sanitizer dispenser. For use throughout a healthcare facility. Unit does not include the sanitizing liquid. Units are battery operated.
A5080	Dispenser, Paper Towel, SS, Surface Mounted	1	CC	A surface mounted, satin finish stainless steel, single-fold, paper towel dispenser. Dispenser features: tumbler lock; front hinged at bottom; and refill indicator slot. Minimum capacity 400 single-fold paper towels. For general purpose use throughout the facility.
A5212	Bracket, Television, Wall-Mounted, Tilt/Angle	1	VV	A wall mounted, tilt/angled TV bracket for 37" to 80" TVs. Mount will be a universal and VESA compliant unit with a load capacity of up to 130 lbs.
A5220	Bracket, Television, Wall Backing	1	CC	Wall mounted television bracket backing which provides additional support and strength for the installation of the television bracket. Option available for interior or exterior plate and sized for 12" 16" or 24" stud spacing.
CR020	Cabinet, F/S, 5 Shelf, 1 DO, Sloping Top, 92x24x13	1	CC	Floor standing storage cabinet with five adjustable shelves, a solid right or left-hinged door (appropriate door hinge configuration to be indicated on equipment elevation drawings), and sloping top. Also referred to as a tall case or a tall cabinet. For general purpose storage use throughout the facility.
CT025	Countertop, Solid Surface with Sink Combination	1	CC	A solid, nonporous countertop approximately 36"W x 22"D with a undercounter sink combination. The countertop is an acrylic-based solid surface product with a standard thickness of 1", and a 4" butt backsplash/curb. Surfaces will be easy to clean and maintain. Also referred to as a work surface or work top with sink. Available in a choice of colors, depths and sink shapes. Used for various applications in patient rooms, restrooms and throughout the facility. Usually a part of a casework interior design program. Unit does not include the drain and faucet.



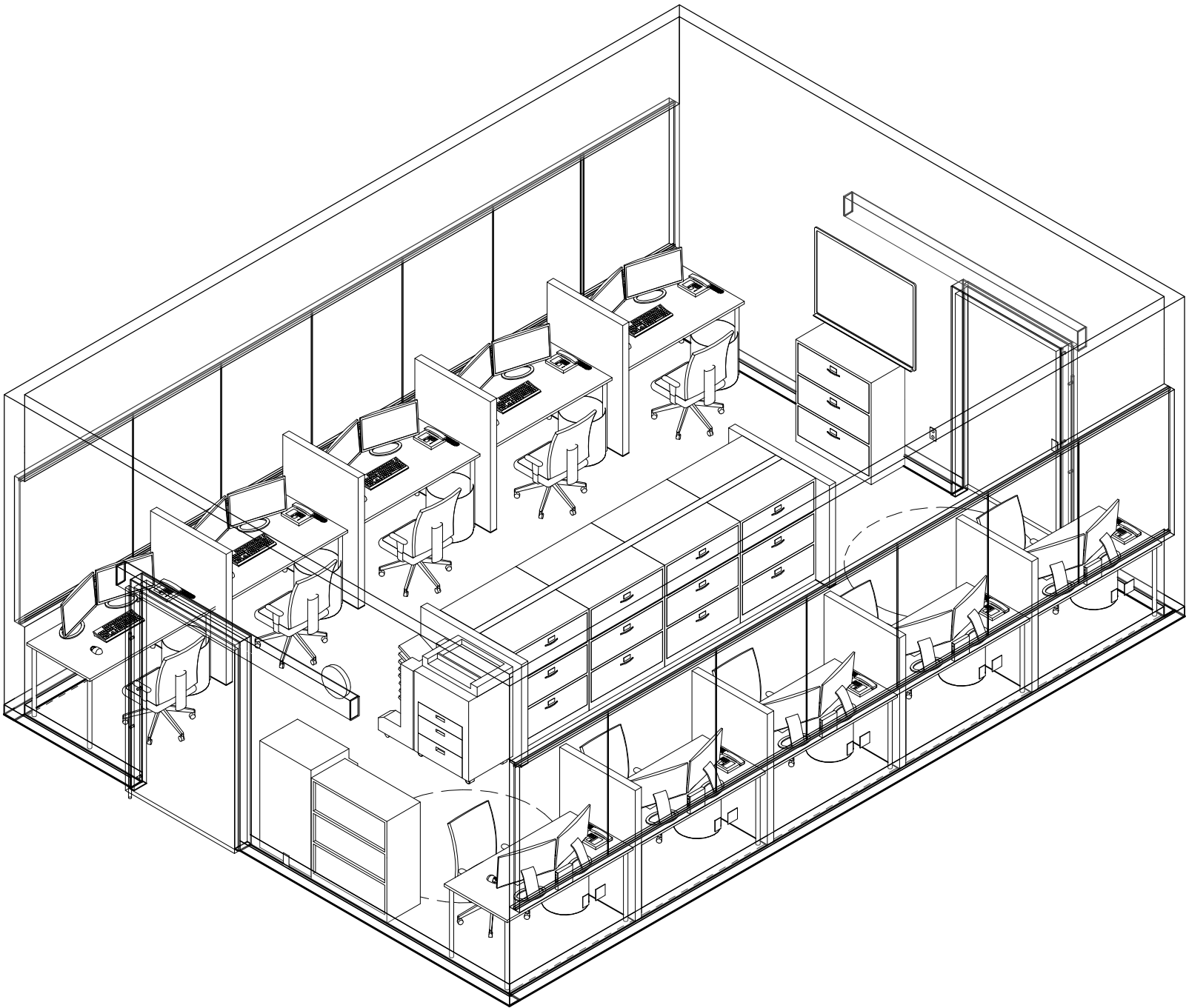
JSN	NAME	QTY	ACQ/INS	DESCRIPTION
F0275	Chair, Swivel, High Back	8	VV	Highback contemporary swivel chair, 41" high X 23" wide X 23" deep with five (5) caster swivel base and arms. Chair may be used at desks or in conference rooms. Back and seat are foam padded and upholstered with either woven textile fabric or vinyl.
F0713	Table, Adjustable Height 48W x 24D	2	VV	48W x 24 D adjustable height electric pedestal table with C-foot configuration and integral wire management trough or tray. Height range varies by manufacturer, and model, approximately 22 to 48 inches. Steel tube construction with powder coat finish, and 1 inch thick top with high pressure laminate or wood veneer surface. System includes integral electrical components (including control box, cable trough, power cord for table; U.L. listed pop-up power strip with minimum of two simplex receptacles, data and/or USB ports as needed per facility preference).
F0765	Table, Folding / Nesting	6	VV	Folding table intended for a variety of uses. Designed with a flip top that allows tables to store nested to minimize needed storage space. Available in multiple laminate finish colors/patterns, bases, surface shapes (description and pricing based on a rectangle shape) and edge finish, . Available with leveling glides or casters (2 locking, 2 non-locking).
F2000	Basket, Wastepaper, Fire Resistant	1	VV	Wastepaper basket, fire resistant, approximately 40 quart capacity. This unit is used to collect and temporarily store small quantities of paper refuse in patient rooms, administrative areas and nursing stations. Size and shape varies depending on the application and manufacturer selected.
F3200	Clock, Battery, 12" Diameter	1	VV	Clock, 12" diameter. Round surface, easy to read numbers with sweep second hand. Wall mounted unit for use when impractical to install a fully synchronized clock system. Battery operated, (batteries not included).
M0507	Video Teleconferencing System	1	VV	Shall be a video conferencing unit consisting of a camera, microphone, video/audio compression components, a component cart and a 32 inch monitor. It shall provide live audio-visual conferencing capabilities to dispersed geographic sites.
M0512	Television, HDTV, Large Screen, 60"	1	VV	A high definition (HDTV) multimedia, slim design, 60"W to 65"W color television. The TV will have a 16.9 wide screen aspect ratio with full HD 1080p resolution and HDMI connections. TV may be LED, Plasma or LCD. TV will include a stand.



JSN	NAME	QTY	ACQ/INS	DESCRIPTION
M1801	Computer, Microprocessing, w/Flat Panel Monitor	2	VV	Desk top microprocessing computer. The unit shall consist of a central processing mini tower, flat panel monitor, keyboard, mouse and speakers. The system shall have the following minimum characteristics: a 2.8 GHz Pentium processor; 512 MB memory; 80GB hard drive; 32/48x CD-ROMDVD combo; 1.44MB network interface card; video 32 MB NVIDIA; a 18 inch flat panel monitor. The computer is used throughout the facility to input, manipulate and retrieve information.



SCALE:






U.S. Department
of Veterans Affairs

PHYSICAL MEDICINE AND REHABILITATION SERVICE (PMR SVC)
(CT028) THERAPIST WORKROOM, PMR SVC
INTERACTIVE 3D PDF

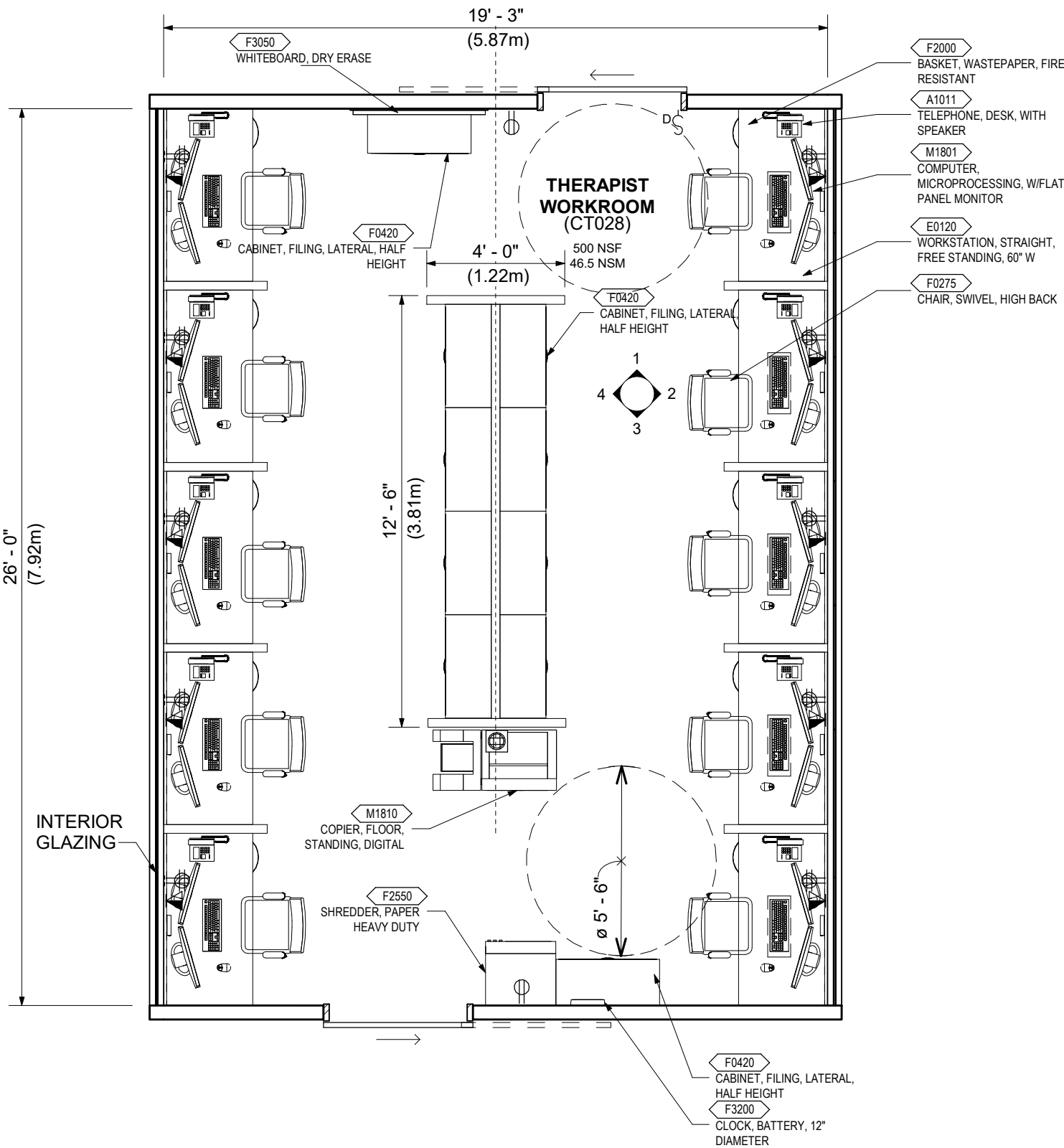
SCALE:



DISCLAIMER: ROOM TEMPLATES ARE GRAPHICAL REPRESENTATIONS OF SELECTED ROOM TYPES THAT ILLUSTRATE VA PLANNING REQUIREMENTS FOR SPACE, ROOM CONTENTS, AND ROOM SPECIFIC ENGINEERING SYSTEMS. THEY PROVIDE TYPICAL CONFIGURATIONS, PLANNING CRITERIA, AND GENERAL TECHNICAL GUIDANCE, AND ARE NOT INTENDED TO BE PROJECT SPECIFIC REQUIREMENTS.

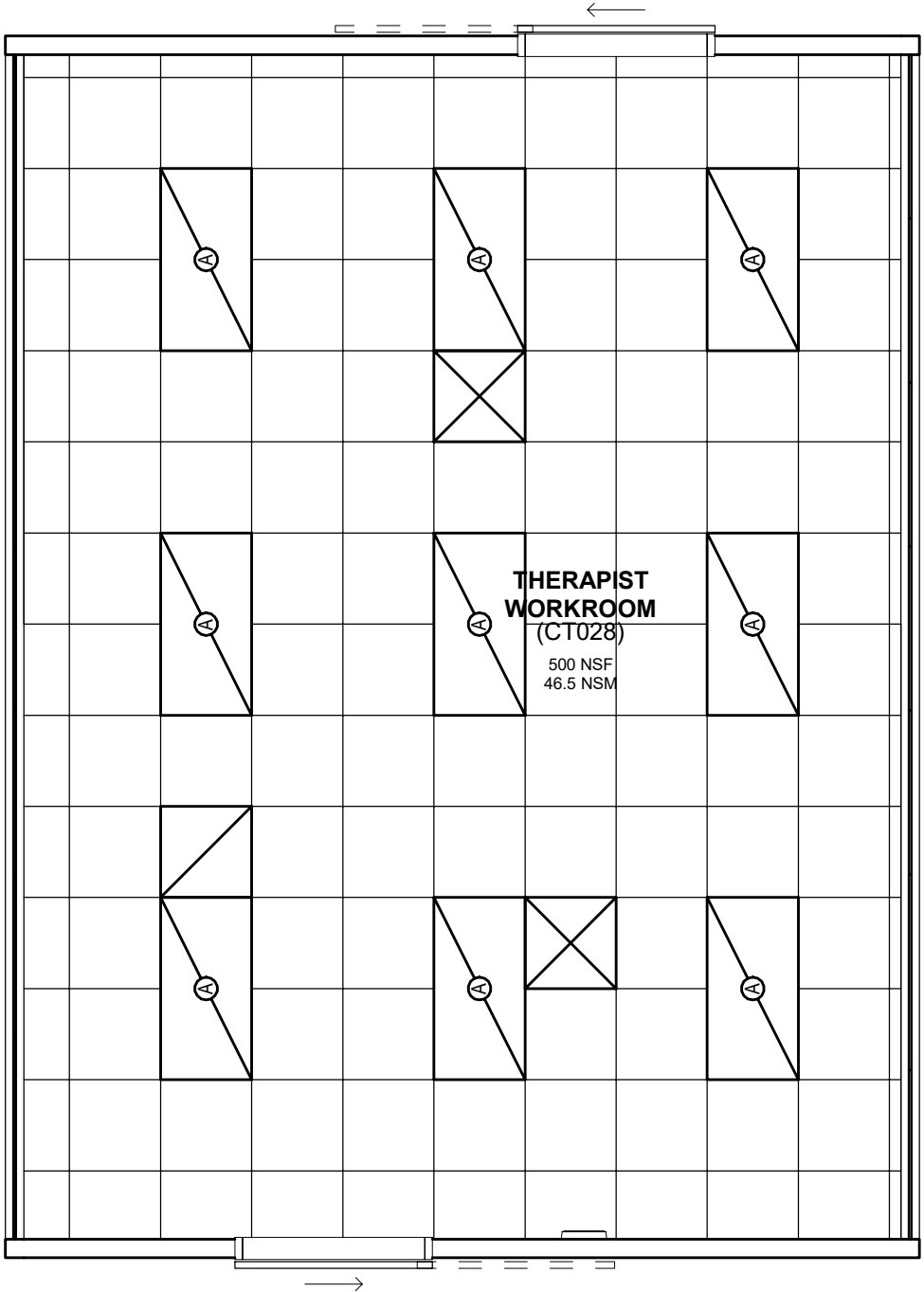
PHYSICAL MEDICINE AND REHABILITATION SERVICE (PMR SVC)
(CT028) THERAPIST WORKROOM, PMR SVC
FLOOR PLAN

SCALE: 1/4" = 1'-0"



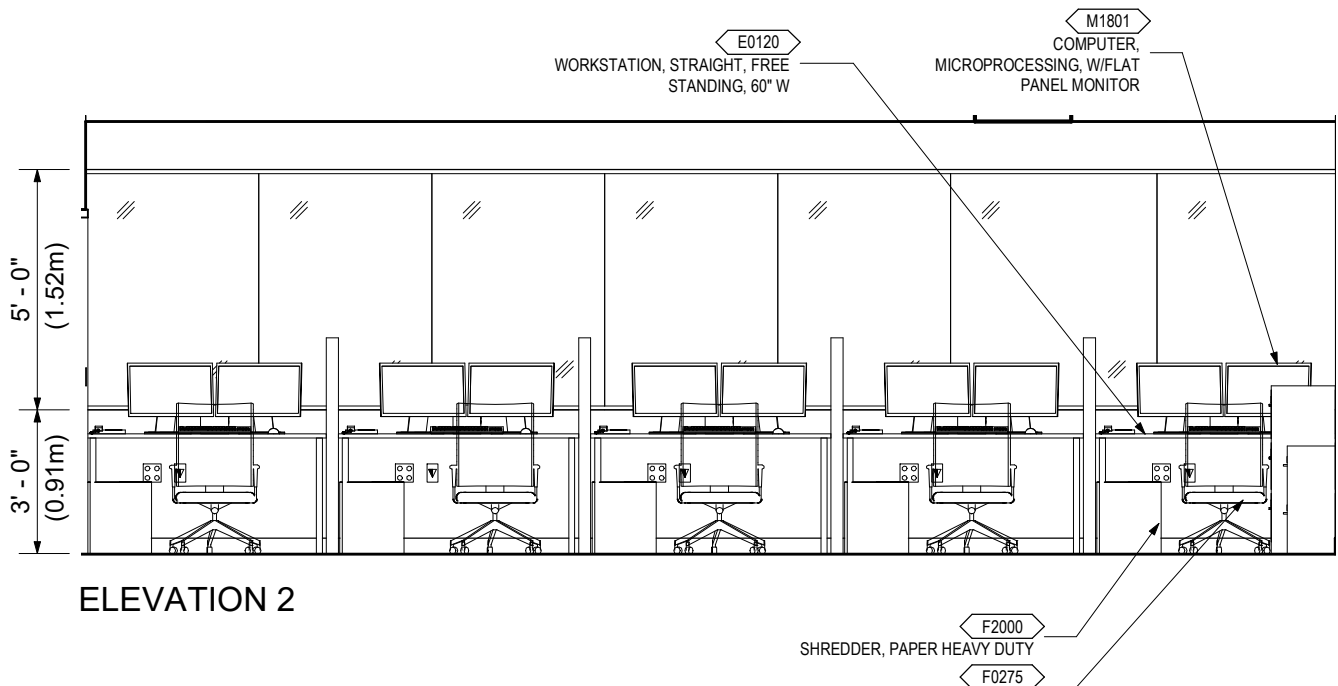
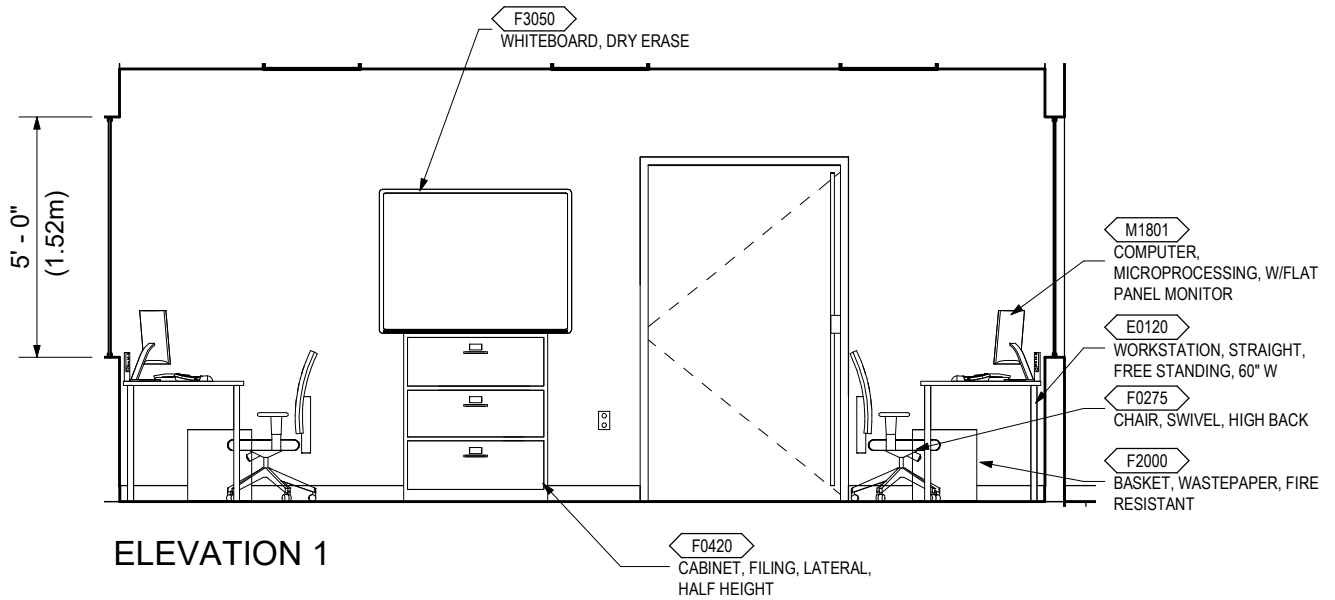
DISCLAIMER: ROOM TEMPLATES ARE GRAPHICAL REPRESENTATIONS OF SELECTED ROOM TYPES THAT ILLUSTRATE VA PLANNING REQUIREMENTS FOR SPACE, ROOM CONTENTS, AND ROOM SPECIFIC ENGINEERING SYSTEMS. THEY PROVIDE TYPICAL CONFIGURATIONS, PLANNING CRITERIA, AND GENERAL TECHNICAL GUIDANCE, AND ARE NOT INTENDED TO BE PROJECT SPECIFIC REQUIREMENTS.

SCALE: 1/4" = 1'-0"



PHYSICAL MEDICINE AND REHABILITATION SERVICE (PMR SVC) (CT028) THERAPIST WORKROOM, PMR SVC ELEVATIONS

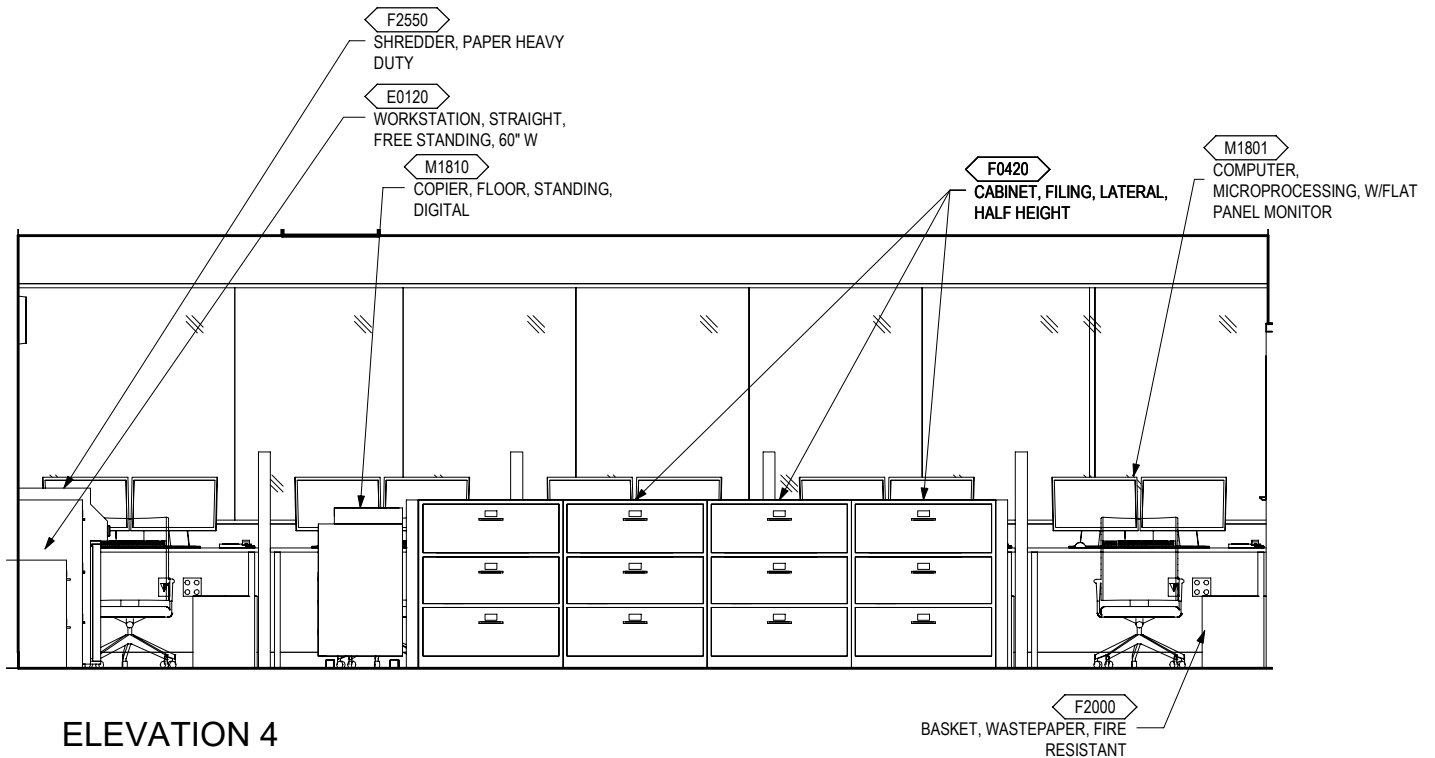
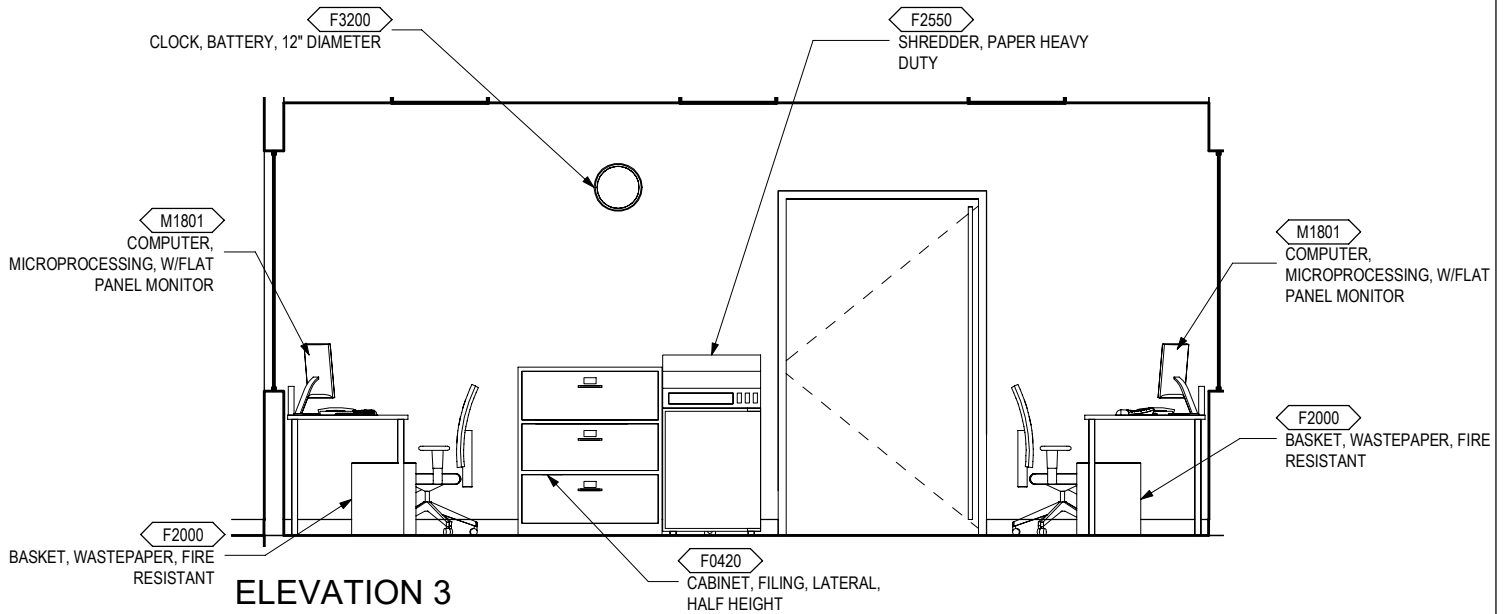
SCALE: 1/4" = 1'-0"



DISCLAIMER: ROOM TEMPLATES ARE GRAPHICAL REPRESENTATIONS OF SELECTED ROOM TYPES THAT ILLUSTRATE VA PLANNING REQUIREMENTS FOR SPACE, ROOM CONTENTS, AND ROOM SPECIFIC ENGINEERING SYSTEMS. THEY PROVIDE TYPICAL CONFIGURATIONS, PLANNING CRITERIA, AND GENERAL TECHNICAL GUIDANCE, AND ARE NOT INTENDED TO BE PROJECT SPECIFIC REQUIREMENTS.

PHYSICAL MEDICINE AND REHABILITATION SERVICE (PMR SVC) (CT028) THERAPIST WORKROOM, PMR SVC ELEVATIONS

SCALE: 1/4" = 1'-0"



Room Data Sheet: Therapist Workroom,
PMR Svc (CT028)**ARCHITECTURAL & INTERIOR DESIGN**

Ceiling Type:	AT
Ceiling Height:	10'-0"
Ceiling Finish	
Wall Finish:	P
Wainscot:	-
Base:	RB
Floor Finish:	LVT or CPT
Slab Depression:	-
Sound Protection:	-
Doors:	OPEN
Special Requirement:	-

LIGHTING

Refer to chapter 6.1 in the VA Lighting Design Manual for lighting requirements in Offices.

POWER

Normal Power: Connected to selected receptacles and Equipment.

Emergency Power: Connect selected lighting, receptacles

and equipment to the EES. Refer to the VA Electrical Design Manual for information on requirements of the EES.

TELECOMMUNICATION/**SPECIAL TELECOMMUNICATION SYSTEMS**

Data:	YES
Telephone:	YES
Cable Television:	NO
Duress Alarm:	NO
Electronic Access and Door Control:	YES
Intercom:	NO
Motion Intrusion Detection (MID):	NO
Nurse Call	NO
Code Blue:	NO
Public Address:	NO
Security Surveillance Television (SSTV)	NO
VA Satellite TV:	NO
Video Teleconferencing (VTEL):	NO

HEATING, VENTILATING AND AIR CONDITIONING

General Requirement:

The VA HVAC Design Manual Room Data Sheets identify the design parameters for a Conference Room. These parameters apply to the PM&R Therapist Workroom.

PLUMBING AND MEDICAL GASES

Cold Water:	NO
Hot Water:	NO
Drain:	NO
Reagent Grade Water:	NO
Medical Air:	NO
Medical Vacuum:	NO
Oxygen:	NO
Special Requirement	NO

FIRE PROTECTION AND LIFE SAFETY

Alarm Detection:	NO
Alarm Annunciator:	YES
Sprinkler:	YES



Therapist Workroom, PMR Svc (CT028) – Equipment List

JSN	NAME	QTY	ACQ/INS	DESCRIPTION
A1010	Telecommunication Outlet	2	VV	Telecommunication outlet location.
A1011	Telephone, Desk, 1 Line	10	VV	Telephone, desk, 1 line.
E0120	Workstation, Straight, Free Standing, 60" W	10	VV	This JSN will provide a whole work station typical to quickly plan work areas in clinical or administrative spaces. There will be a price decrease if typical work stations are used with vertical hanging strips instead of panels. THIS TYPICAL INCLUDES: 3 Standard Solid Panels, 1 Panel - to Panel Connector, 1 Panel Connector, 2-Way Corner, 2 Finished End Hardware, 1 Cantilevered, Work Surface, 2 Lockable Flipper Units, 2 Lights, 1 Tack board, 1 Tool Rail, 1 Paper Tray, 1 Diagonal Tray, 1 Adjustable Keyboard Tray, 1 Mobile Pedestal, Box/File, 1 Support Panel
F0275	Chair, Swivel, High Back	10	VV	Highback contemporary swivel chair, 41" high X 23" wide X 23" deep with five (5) caster swivel base and arms. Chair may be used at desks or in conference rooms. Back and seat are foam padded and upholstered with either woven textile fabric or vinyl.
F0420	Cabinet, Filing, Lateral, Half Height	6	VV	Half height two (2) or three (3) drawer lateral filing cabinet, 28" high X 42" wide X 18" deep with recessed handles, locking device and drawer label holders. Drawers are adaptable to either letter or legal size materials.
F2000	Basket, Wastepaper, Fire Resistant	10	VV	Wastepaper basket, fire resistant, approximately 40 quart capacity. This unit is used to collect and temporarily store small quantities of paper refuse in patient rooms, administrative areas and nursing stations. Size and shape varies depending on the application and manufacturer selected.
F2550	Shredder, Paper Heavy Duty	1	VV	Shredder shall be able to process a minimum of 25 sheets of paper per pass at a minimum rate of 20 feet per minute. The unit shall have a 16 inch throat to accept paper. Paper shall be shredded into 1/4 inch strips.
F3050	Whiteboard, Dry Erase	1	VV	Whiteboard unit, approximately 36" H x 48" W consisting of a white porcelain enamel writing surface with an attached chalk tray. Magnetic surface available. Image can be easily removed with a standard chalkboard eraser. For use with water color pens. Unit is ready to hang.
F3200	Clock, Battery, 12" Diameter	1	VV	Clock, 12" diameter. Round surface, easy to read numbers with sweep second hand. Wall mounted unit for use when impractical to install a fully synchronized clock system. Battery operated, (batteries not included).

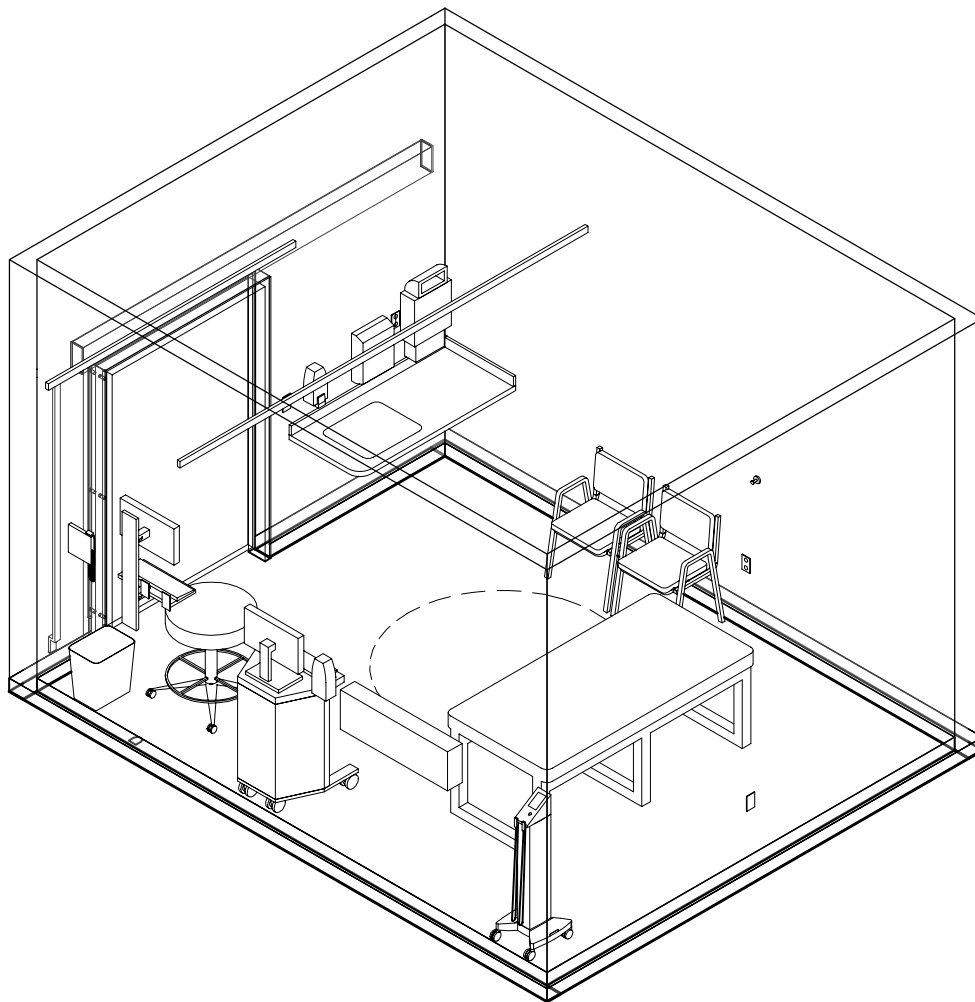


JSN	NAME	QTY	ACQ/INS	DESCRIPTION
M1801	Computer, Microprocessing, w/Flat Panel Monitor	10	VV	Desk top microprocessing computer. The unit shall consist of a central processing mini tower, flat panel monitor, keyboard, mouse and speakers. The system shall have the following minimum characteristics: a 2.8 GHz Pentium processor; 512 MB memory; 80GB hard drive; 32/48x CD-ROMDVD combo; 1.44MB network interface card; video 32 MB NVIDIA; a 18 inch flat panel monitor. The computer is used throughout the facility to input, manipulate and retrieve information.
M1810	Copier, Floor Standing, Digital	1	VV	Floor standing copier. Unit features automatic paper size selection, automatic document feeder and sorter. The system also has zoom capabilities and automatic two-sided copying. For use where medium volume reproduction is required in the range of 30 to 40 copies per minute.



PHYSICAL MEDICINE AND REHABILITATION SERVICE (PMR SVC)
(CT071) CC EXAM / TREATMENT ROOM, PMR SVC
AXONOMETRIC

SCALE:




DISCLAIMER: ROOM TEMPLATES ARE GRAPHICAL REPRESENTATIONS OF SELECTED ROOM TYPES THAT ILLUSTRATE VA PLANNING REQUIREMENTS FOR SPACE, ROOM CONTENTS, AND ROOM SPECIFIC ENGINEERING SYSTEMS. THEY PROVIDE TYPICAL CONFIGURATIONS, PLANNING CRITERIA, AND GENERAL TECHNICAL GUIDANCE, AND ARE NOT INTENDED TO BE PROJECT SPECIFIC REQUIREMENTS.



U.S. Department
of Veterans Affairs

PHYSICAL MEDICINE AND REHABILITATION SERVICE (PMR SVC)
(CT071) CC EXAM / TREATMENT ROOM, PMR SVC
INTERACTIVE 3D PDF

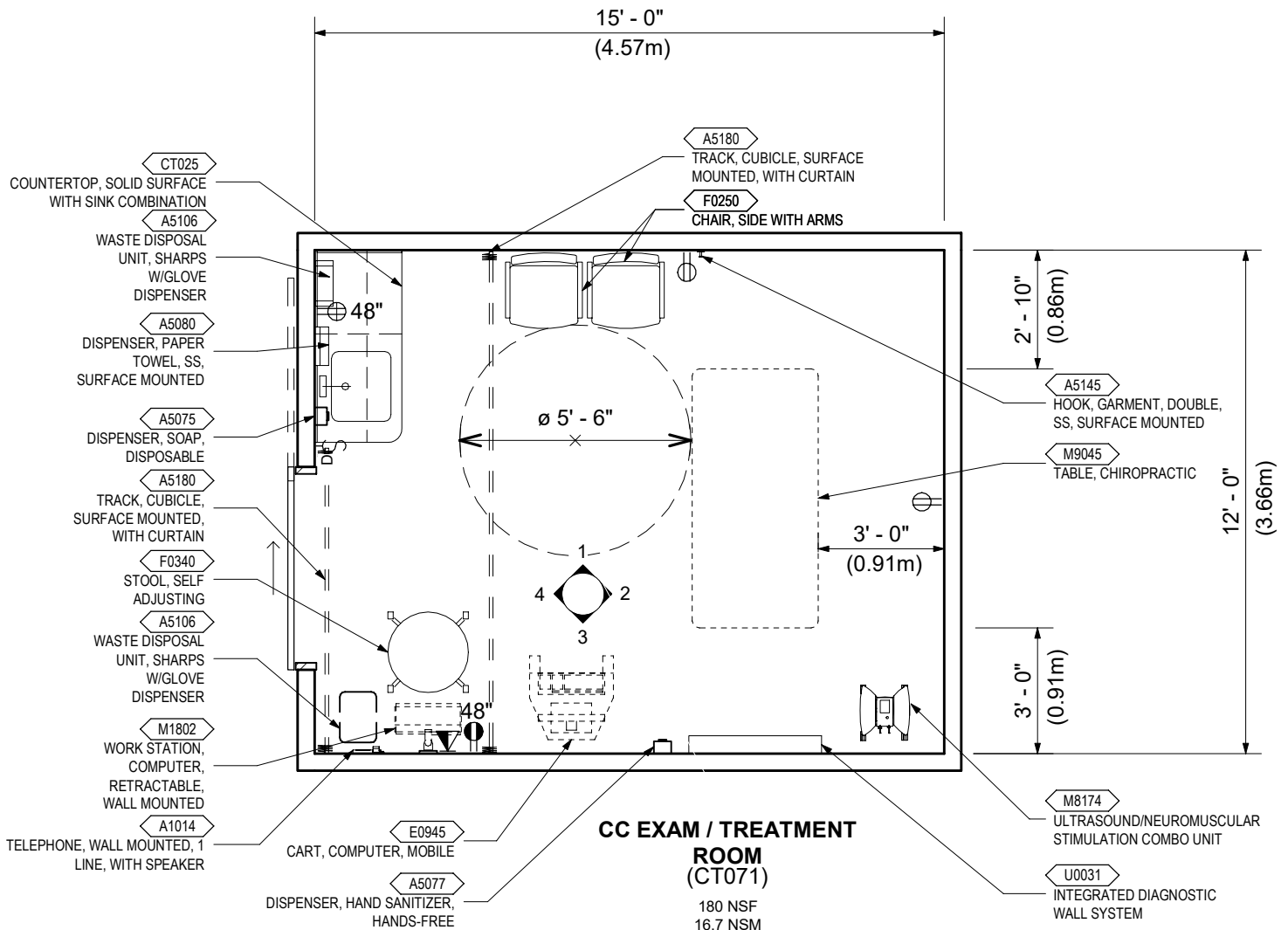
SCALE:



DISCLAIMER: ROOM TEMPLATES ARE GRAPHICAL REPRESENTATIONS OF SELECTED ROOM TYPES THAT ILLUSTRATE VA PLANNING REQUIREMENTS FOR SPACE, ROOM CONTENTS, AND ROOM SPECIFIC ENGINEERING SYSTEMS. THEY PROVIDE TYPICAL CONFIGURATIONS, PLANNING CRITERIA, AND GENERAL TECHNICAL GUIDANCE, AND ARE NOT INTENDED TO BE PROJECT SPECIFIC REQUIREMENTS.

PHYSICAL MEDICINE AND REHABILITATION SERVICE (PMR SVC)
(CT071) CC EXAM / TREATMENT ROOM, PMR SVC
FLOOR PLAN

SCALE: 1/4" = 1'-0"

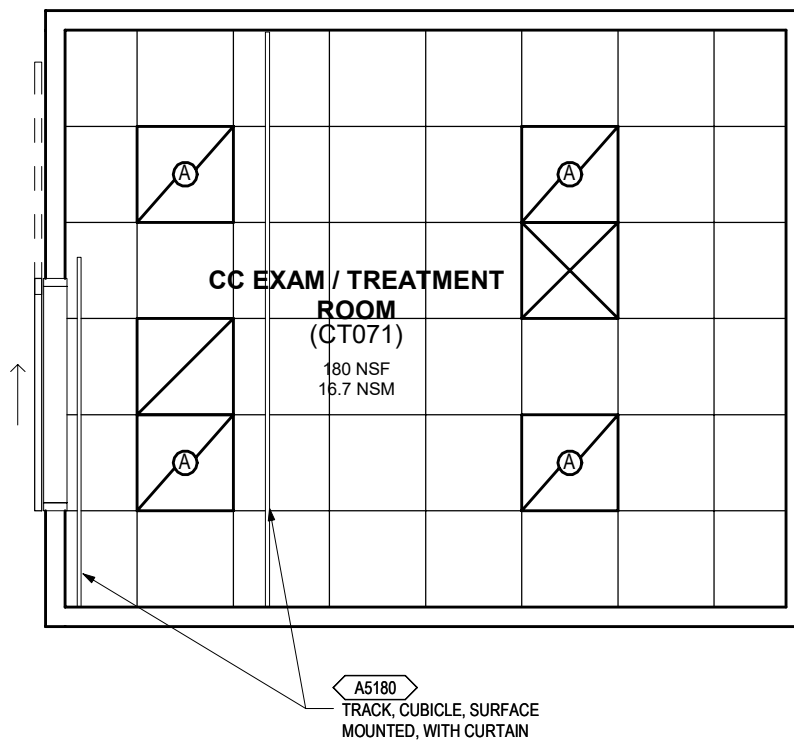


DISCLAIMER: ROOM TEMPLATES ARE GRAPHICAL REPRESENTATIONS OF SELECTED ROOM TYPES THAT ILLUSTRATE VA PLANNING REQUIREMENTS FOR SPACE, ROOM CONTENTS, AND ROOM SPECIFIC ENGINEERING SYSTEMS. THEY PROVIDE TYPICAL CONFIGURATIONS, PLANNING CRITERIA, AND GENERAL TECHNICAL GUIDANCE, AND ARE NOT INTENDED TO BE PROJECT SPECIFIC REQUIREMENTS.



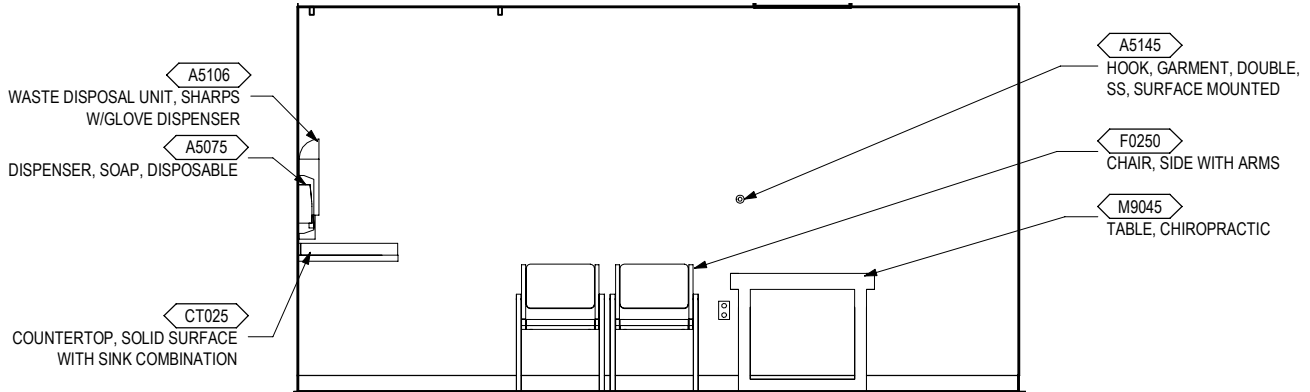
PHYSICAL MEDICINE AND REHABILITATION SERVICE (PMR SVC)
(CT071) CC EXAM / TREATMENT ROOM, PMR SVC
REFLECTED CEILING PLAN

SCALE: 1/4" = 1'-0"

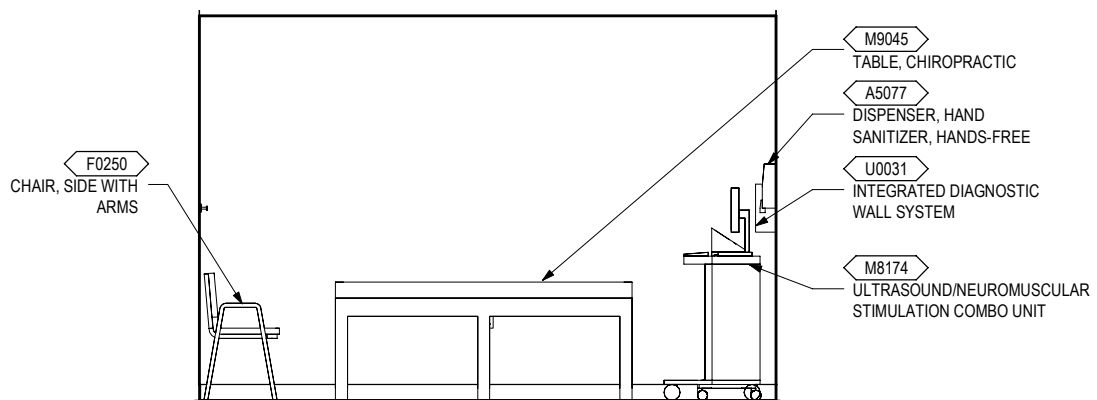


PHYSICAL MEDICINE AND REHABILITATION SERVICE (PMR SVC) (CT071) CC EXAM / TREATMENT ROOM, PMR SVC ELEVATIONS

SCALE: 1/4" = 1'-0"



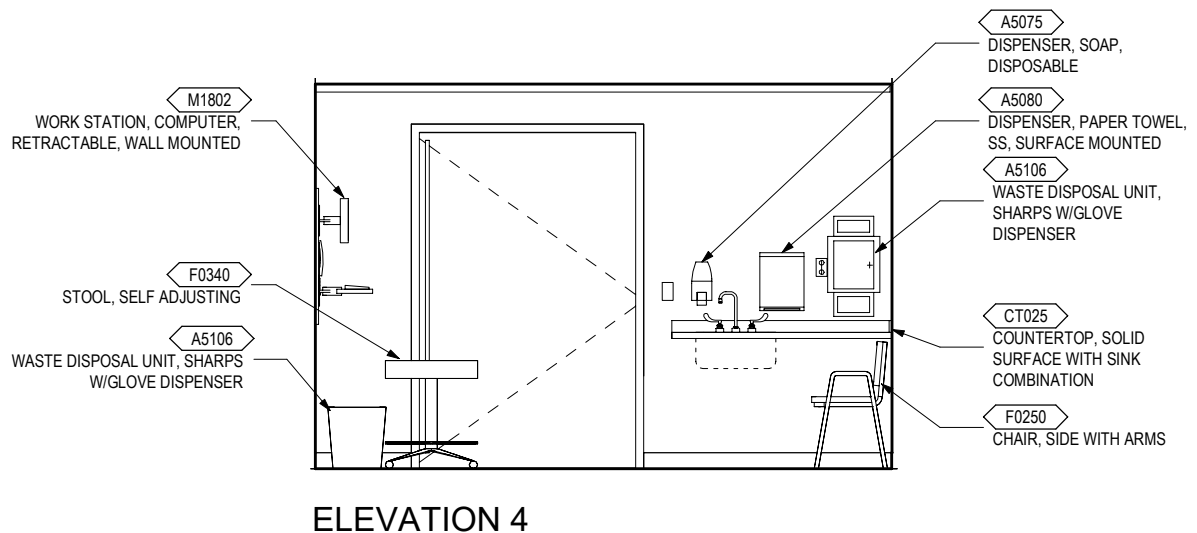
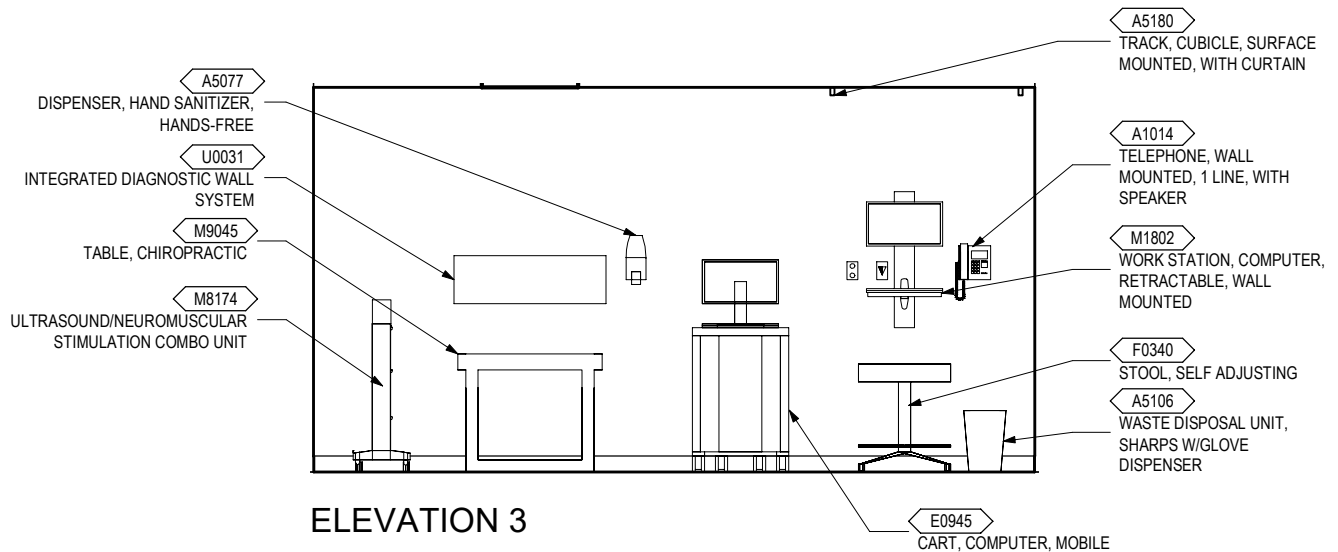
ELEVATION 1



ELEVATION 2

PHYSICAL MEDICINE AND REHABILITATION SERVICE (PMR SVC) (CT071) CC EXAM / TREATMENT ROOM, PMR SVC ELEVATIONS

SCALE: 1/4" = 1'-0"



Room Data Sheet: CC Exam / Treatment Room, PMR Svc (CT071)

ARCHITECTURAL & INTERIOR DESIGN

Ceiling Type:	AT
Ceiling Height:	8'-0"
Ceiling Finish	
Wall Finish:	P
Wainscot:	-
Base:	RB
Floor Finish:	LVT
Slab Depression:	-
Sound Protection:	STC 45
Doors:	(4'W x 7'H)
Special Requirement:	-

LIGHTING

Refer to chapter 4.2.1 in the VA Lighting Design Manual for lighting requirements in Examination/Treatment Rooms.

POWER

Normal Power: Connected to selected receptacles and Equipment.

Emergency Power: Connect selected lighting, receptacles and equipment to the EES. Refer to the VA Electrical Design Manual for information on requirements of the EES.

TELECOMMUNICATION/

SPECIAL TELECOMMUNICATION SYSTEMS

Data:	YES
Telephone:	YES
Cable Television:	NO
Duress Alarm:	NO
Electronic Access and Door Control:	NO
Intercom:	NO
Motion Intrusion Detection (MID):	NO
Nurse Call	NO
Code Blue:	NO
Public Address:	NO
Security Surveillance Television (SSTV)	NO
VA Satellite TV:	NO
Video Teleconferencing (VTEL):	NO

HEATING, VENTILATING AND AIR CONDITIONING

General Requirement:

The VA HVAC Design Manual Room Data Sheets include design parameters for room code CT071.

PLUMBING AND MEDICAL GASES

Cold Water:	YES
Hot Water:	YES
Drain:	YES
Reagent Grade Water:	NO
Medical Air:	NO
Medical Vacuum:	NO
Oxygen:	NO
Special Requirement	NO

FIRE PROTECTION AND LIFE SAFETY

Alarm Detection:	NO
Alarm Annunciator:	NO
Sprinkler:	YES



CC Exam / Treatment Room, PMR SVC (CT071) – Equipment List

JSN	NAME	QTY	ACQ/INS	DESCRIPTION
A1010	Telecommunication Outlet	2	VV	Telecommunication outlet location.
A1014	Telephone, Wall Mounted, 1 Line, With Speaker	1	VV	Telephone, wall mounted, 1 line, with speaker.
A5075	Dispenser, Soap, Disposable	1	VV	Disposable soap dispenser. One-handed dispensing operation. Designed to accommodate disposable soap cartridge and valve.
A5077	Dispenser, Hand Sanitizer, Hands-Free	1	VV	A touch free wall-mounted hand sanitizer dispenser. For use throughout a healthcare facility. Unit does not include the sanitizing liquid. Units are battery operated.
A5080	Dispenser, Paper Towel, SS, Surface Mounted	1	CC	A surface mounted, satin finish stainless steel, single-fold, paper towel dispenser. Dispenser features: tumbler lock; front hinged at bottom; and refill indicator slot. Minimum capacity 400 single-fold paper towels. For general purpose use throughout the facility.
A5106	Waste Disposal Unit, Sharps w/Glove Dispenser	1	VV	The unit is designed for the disposal of sharps and complies with OSHA guidelines for the handling of sharps. It shall house a 5 quart container and be capable of being mounted on a wall. It shall have a glove dispenser attached. The unit shall be secured by a locked enclosure.
A5145	Hook, Garment, Double, SS, Surface Mounted	1	CC	A surface mounted, satin finish stainless steel, double garment hook. Equipped with a concealed mounting bracket that is secured to a concealed wall plate. For general purpose use throughout the facility to hang various items of apparel.
A5180	Track, Cubicle, Surface Mounted, With Curtain	19	VV	Surface mounted cubicle track, with curtain. Track constructed of thick extruded aluminum. Equipped with self lubricating carriers, beaded drop chain hooks, and flame resistant curtain. To include removable end caps. Designed to be suspended around patient areas where privacy is needed. Price listed is per foot of the track, curtains to be priced per quote.
CT025	Countertop, Solid Surface with Sink Combination	1	CC	A solid, nonporous countertop approximately 36"W x 22"D with a undercounter sink combination. The countertop is an acrylic-based solid surface product with a standard thickness of 1", and a 4" butt backsplash/curb. Surfaces will be easy to clean and maintain. Also referred to as a work surface or work top with sink. Available in a choice of colors, depths and sink shapes. Used for various applications in patient rooms, restrooms and throughout the facility. Usually a part of a casework interior design program. Unit does not include the drain and faucet.

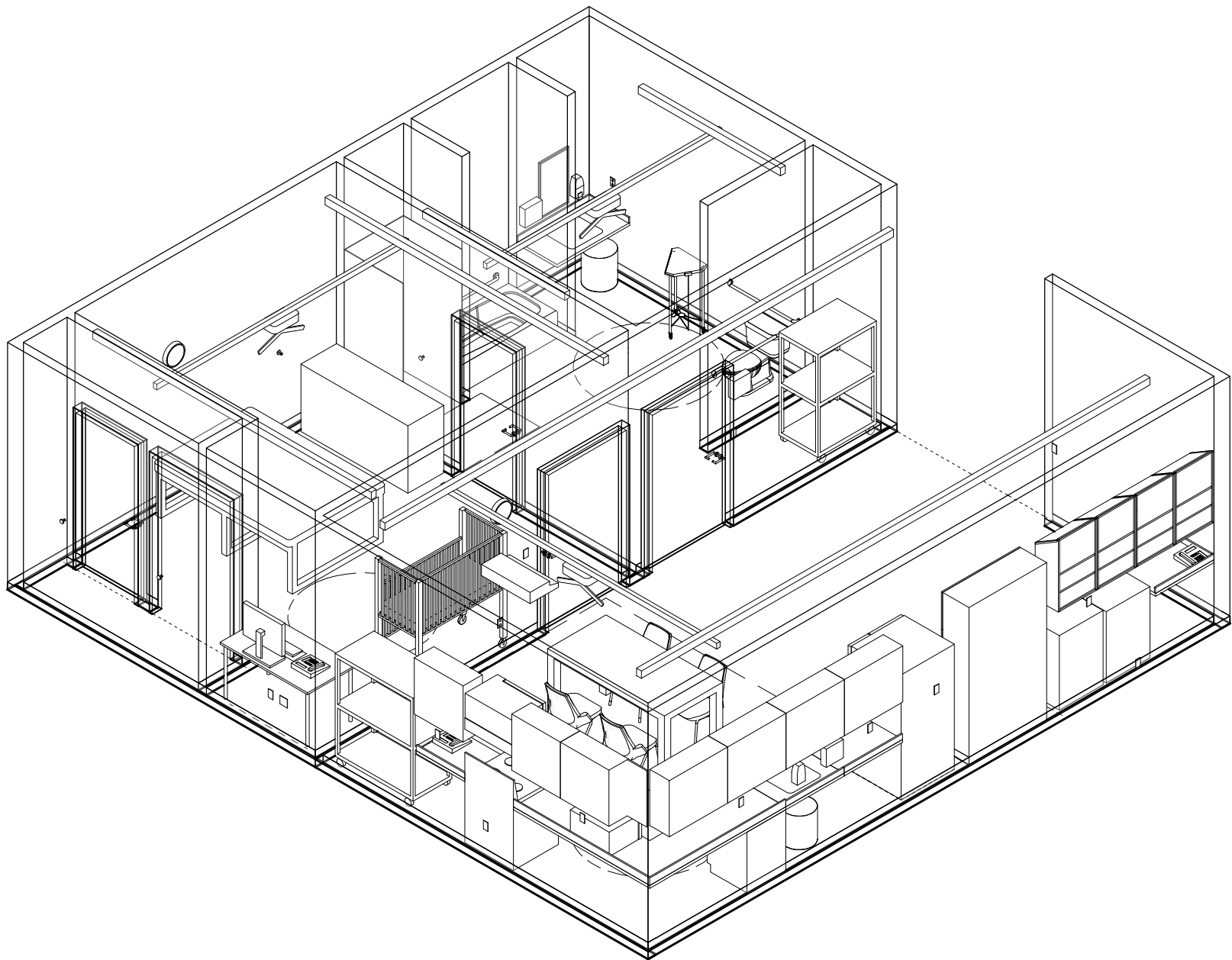


JSN	NAME	QTY	ACQ/INS	DESCRIPTION
E0945	Cart, Computer, Mobile	1	VV	A mobile computer cart for use throughout the facility. The cart dimensions will be approximately 45" H x 30" W x 22" D with casters. May include drawers and miscellaneous other accessories that will be determined at time of purchase. This Typical may include: 1 Cart Body, w/Computer Support, Style-A Narrow, w/Raised Edge Top 1 Flip-Up Shelf 1 Sharps Container Holder 1 Wastebasket 1 Chart Holder 2 Drawers, 3"H 2 Drawers, 6"H 3 Accessory Rail, Side Drawer Organizer Bins
F0250	Chair, Side With Arms	2	VV	Upholstered side chair, 32" high X 21" wide X 23" deep with arms, padded seats and padded backs. Seat height is a minimum of 17". Available with or without sled base.
F0340	Stool, Self Adjusting	1	VV	Self adjusting stool. Consists of a foam padded upholstered seat with attached foot rest for added comfort. Mounted on swivel casters. Designed for doctor's use during examinations.
M1802	Work Station, Computer, Retractable, Wall Mounted	1	VV	A wall mounted retractable work station. Work station is used as a computer station in treatment rooms, exam rooms and areas where physical space is limited.
M8174	Ultrasound/Neuromuscular Stimulation Combo Unit	1	VV	Ultrasound unit in combination with a neuromuscular stimulator; unit can deliver both types of treatments simultaneously or individually. The ultrasound unit operates at one or more frequencies. The electrotherapy portion of the instrument can operate at set voltages or continuously variable across a range. Depending on the ultrasound frequency and electrotherapy voltage, the clinician selects one of several treatment unit heads. Some models feature microprocessor controls, data collection, data correlation and data downloading for analysis over time.
M9045	Table, Chiropractic	1	VV	Adjustable chiropractic table with automatic and manual cocking for head, chest, lumbar and pelvic drops. Table height is adjustable from approximately 19" to 36". Table may have an air compressor to assist in flexion-distraction adjustments.



JSN	NAME	QTY	ACQ/INS	DESCRIPTION
U0031	Integrated Diagnostic Wall System	1	VV	Integrated Diagnostic System with monitoring. Features: SureTemp Plus Thermometry, Blood Pressure Cuff and Cord Management System, Integrated MacroView Otoscope and PanOptic Ophthalmoscope, SureBP Non-invasive Blood Pressure, Pulse Rate, MAP, Programmable Alarms, BP Averaging, Adult/Pediatric/Neonate Patient Support, Four USB Ports for Accessories, Radio Ready

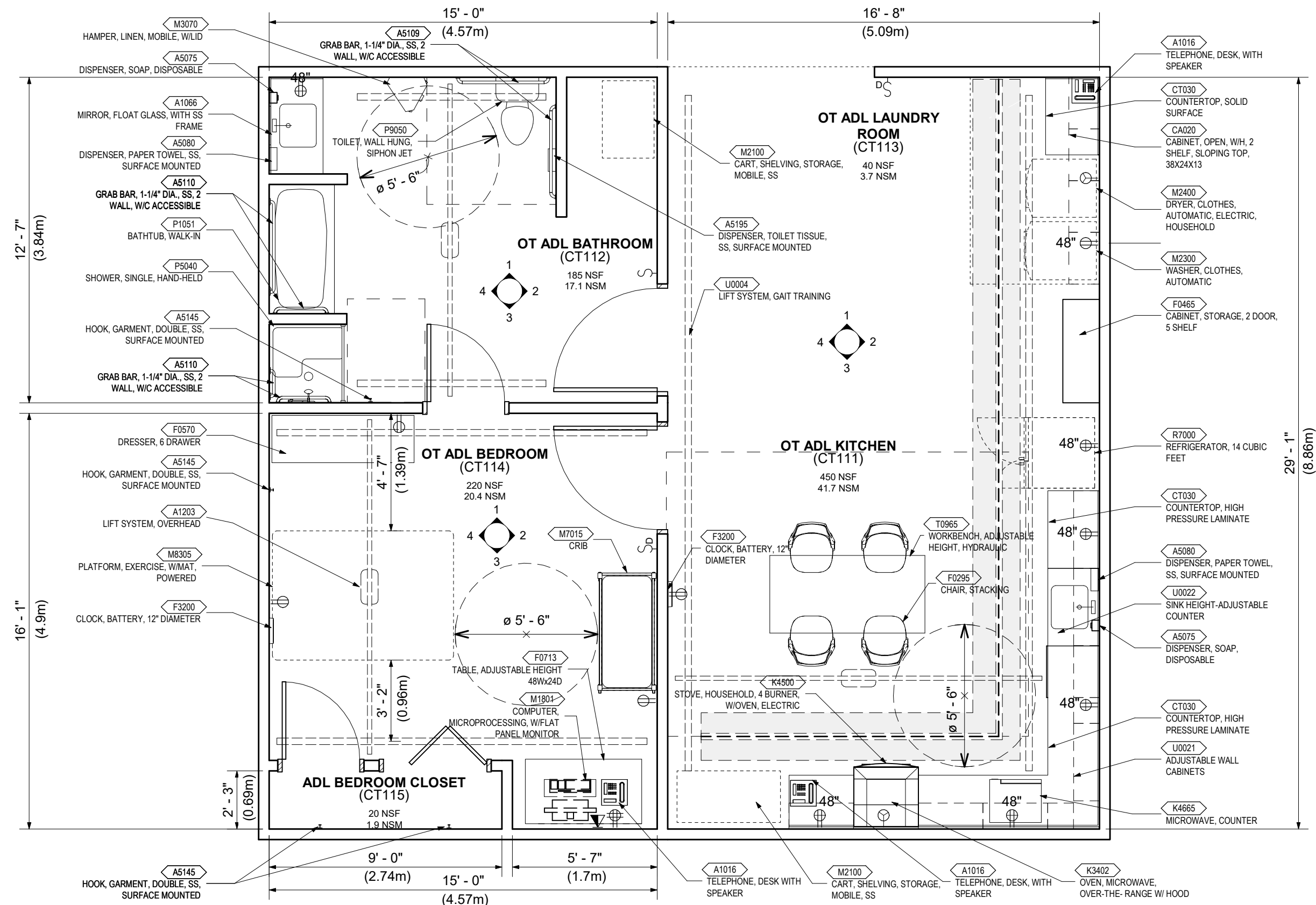






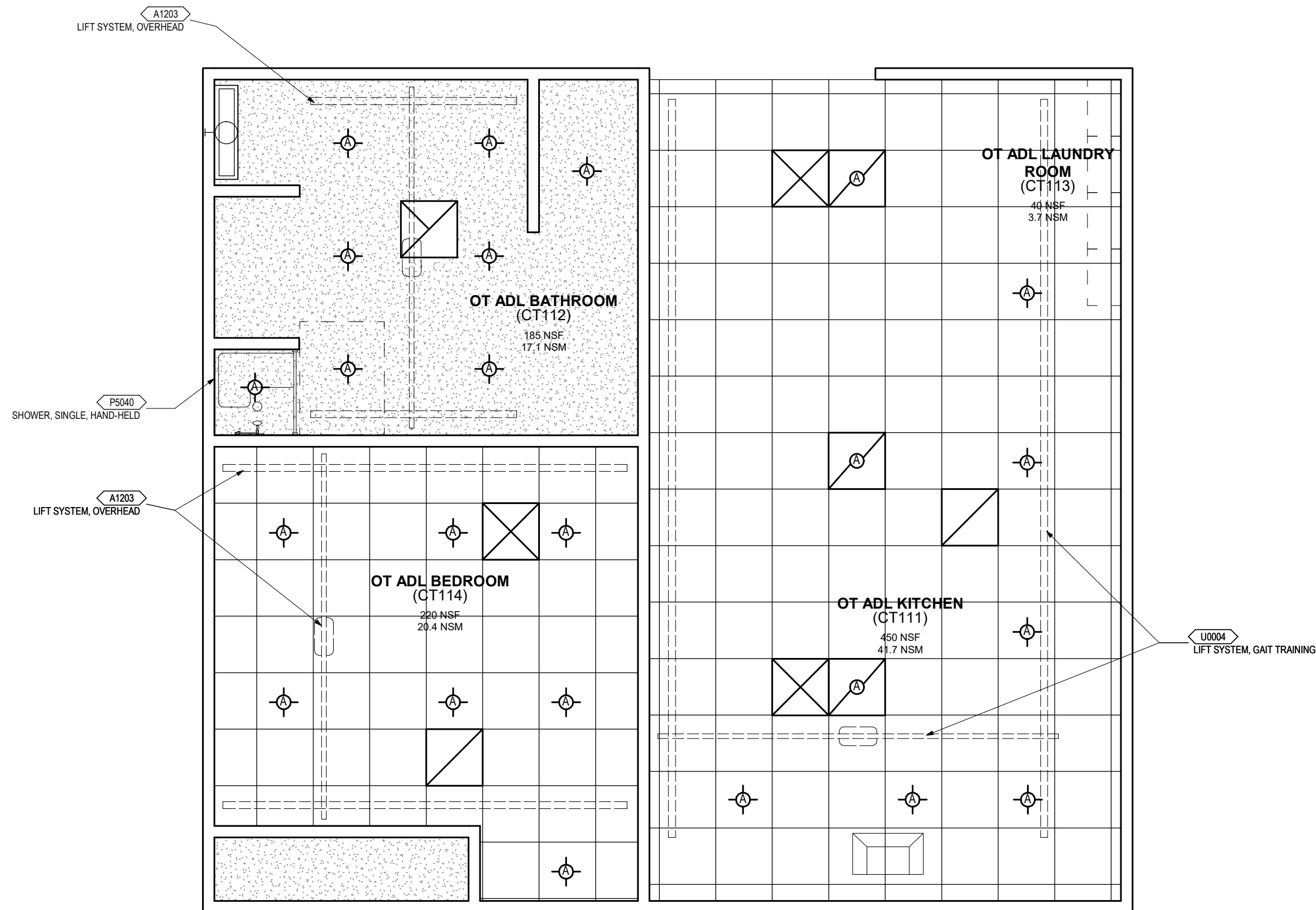
PHYSICAL MEDICINE AND REHABILITATION SERVICE (PMR SVC)
(CT111) OT ADL KITCHEN, PMR SVC; (CT112) OT ADL BATHROOM, PMR SVC; (CT113) OT ADL LAUNDRY ROOM, PMR SVC; (CT114) OT ADL BEDROOM, PMR SVC;
(CT115) OT ADL CLOSET, PMR SVC
FLOOR PLAN

SCALE: 1/4" = 1'-0"



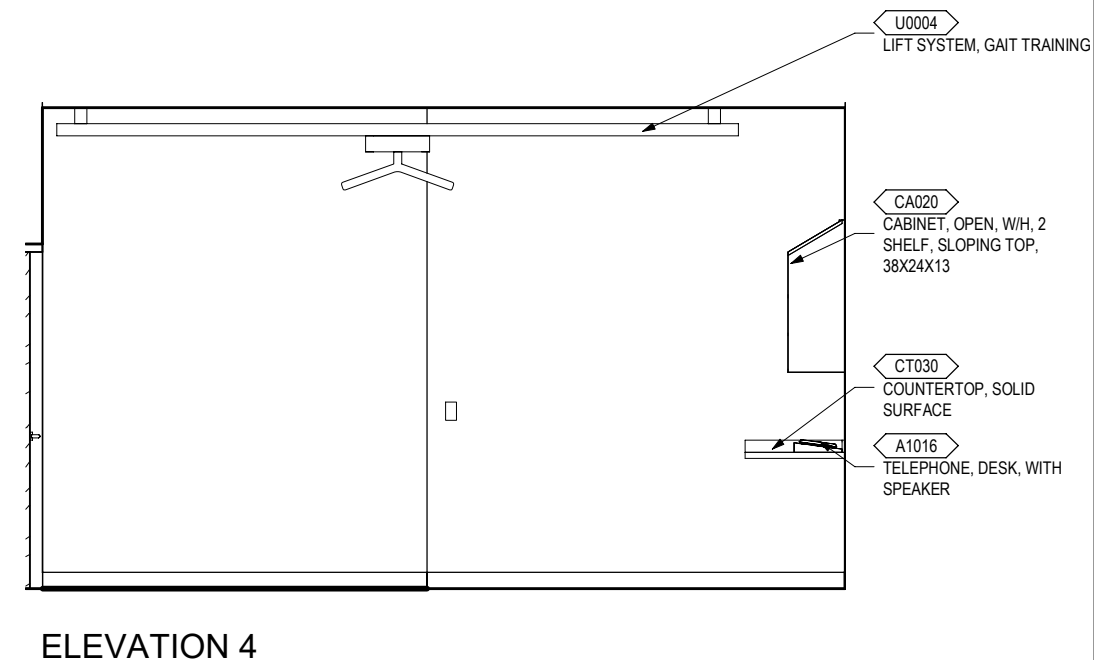
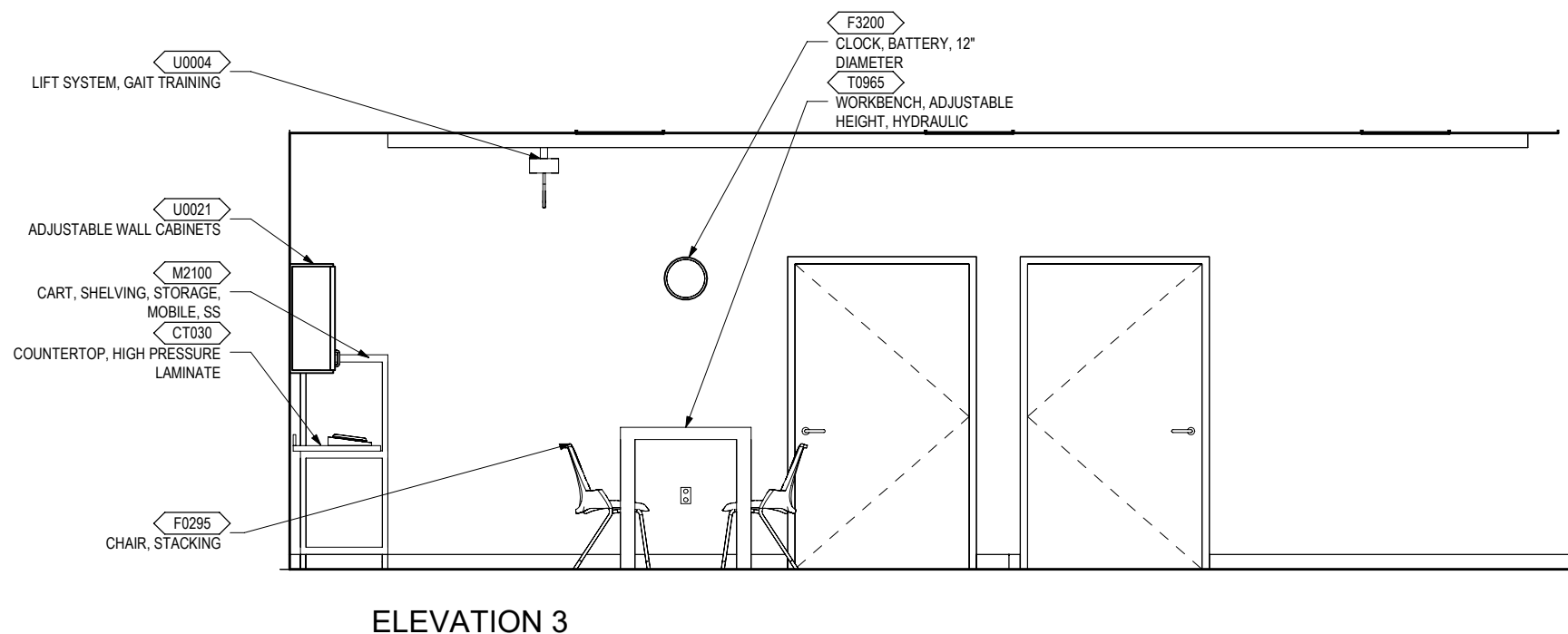
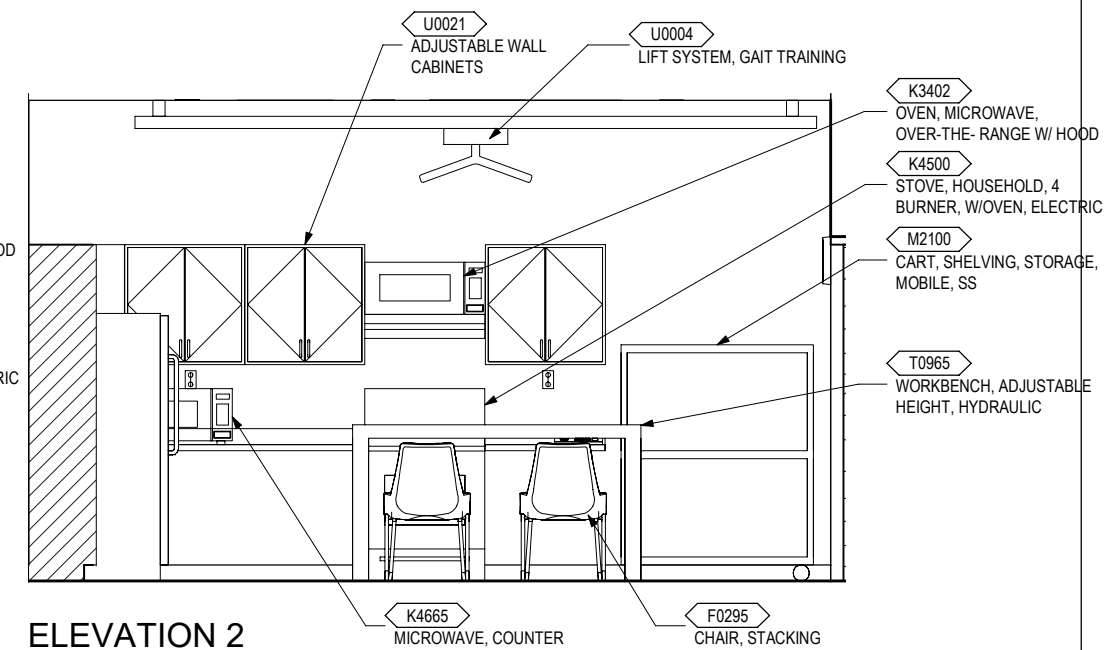
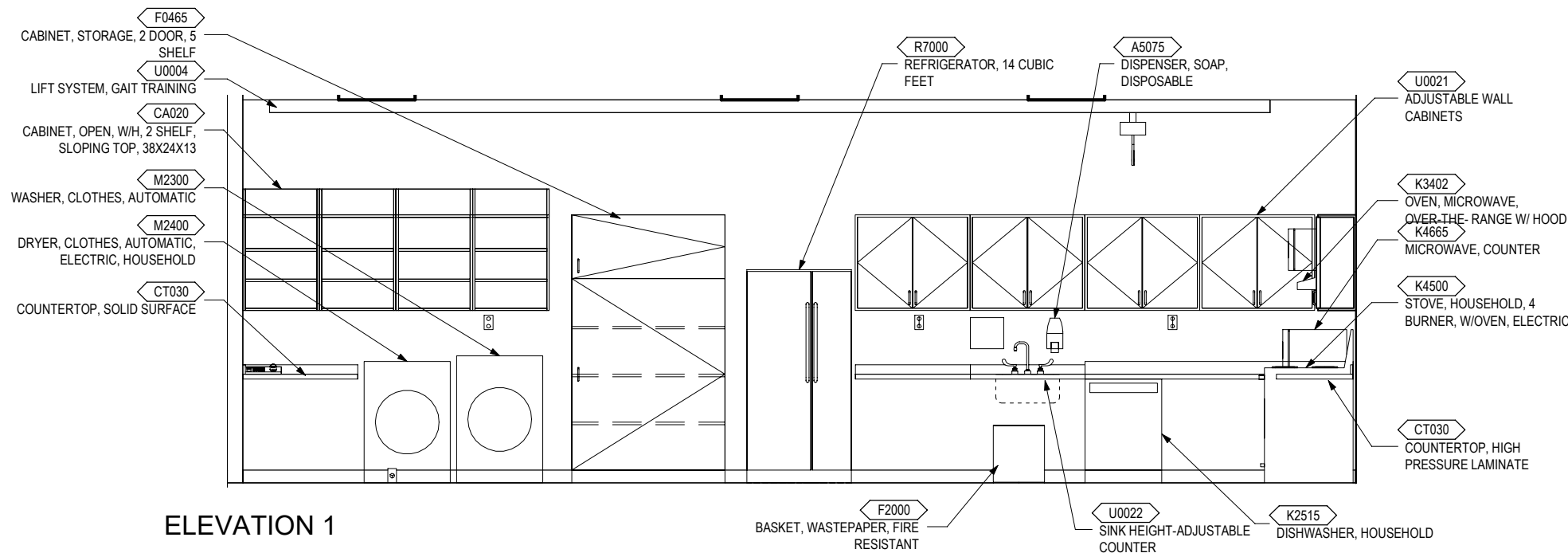
Note: Provide one OT ADL Kitchen at 300 NSF if [annual Occupational Therapy Treatment Station clinic stops (Stop Code 206) projected] is between 800 and 3,187. Provide one OT ADL Kitchen at 450 NSF if [annual Occupational Therapy Treatment Station clinic stops (Stop Code 206) projected] is between 3,188 and 25,498. See PG-18-9 Chapter 270 Physical Medicine and Rehabilitation Service Space Planning Criteria for more information.

SCALE: 1/4" = 1'-0"

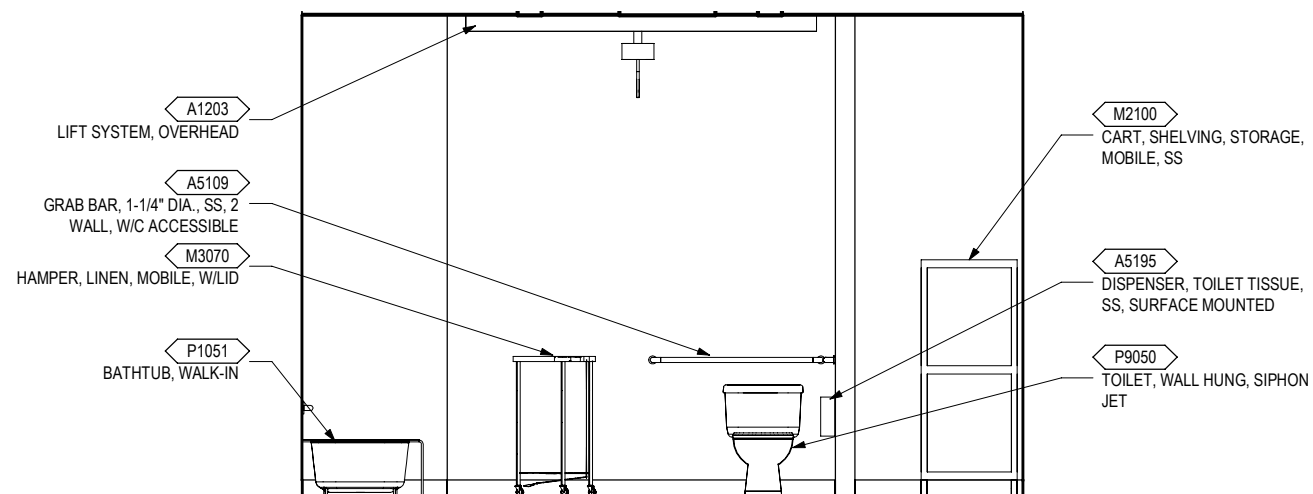


PHYSICAL MEDICINE AND REHABILITATION SERVICE (PMR SVC)
(CT111) OT ADL KITCHEN, PMR SVC; (CT113) OT ADL LAUNDRY ROOM, PMR SVC;
ELEVATIONS

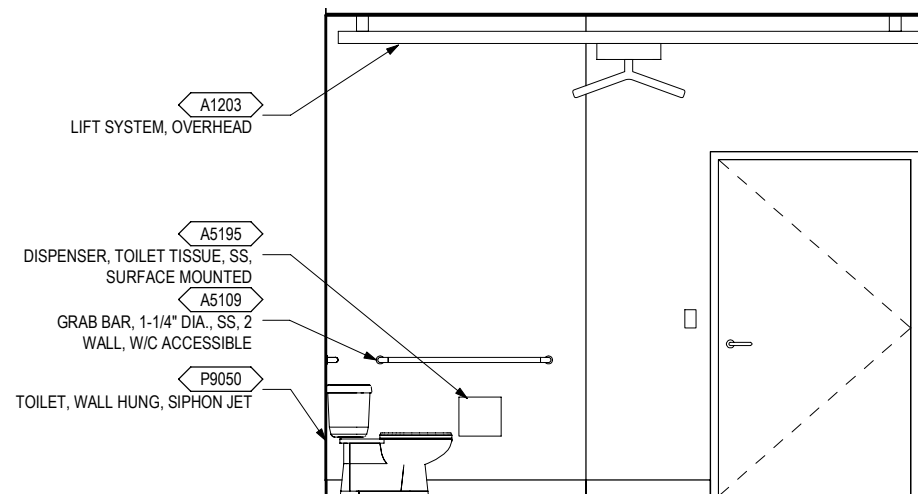
SCALE: 1/4" = 1'-0"



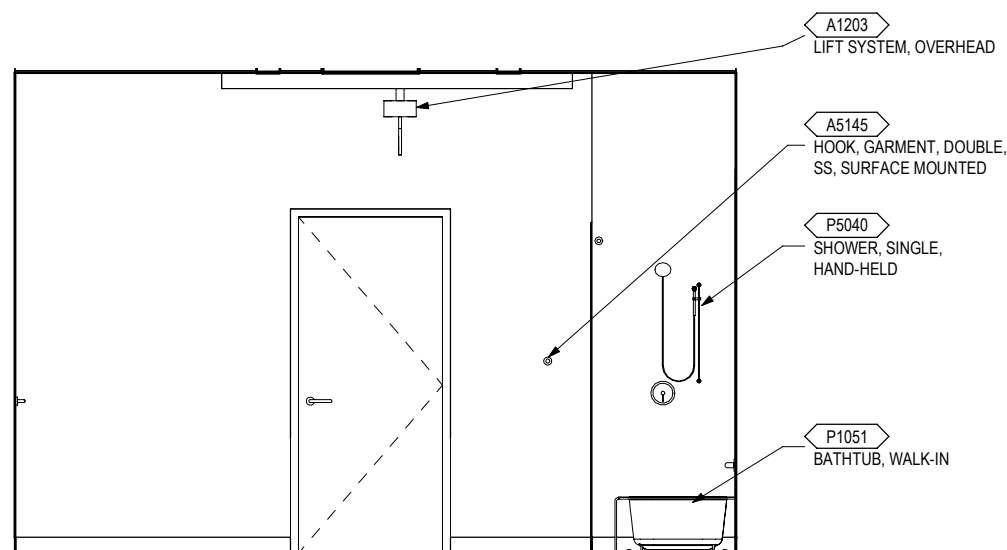
SCALE: 1/4" = 1'-0"



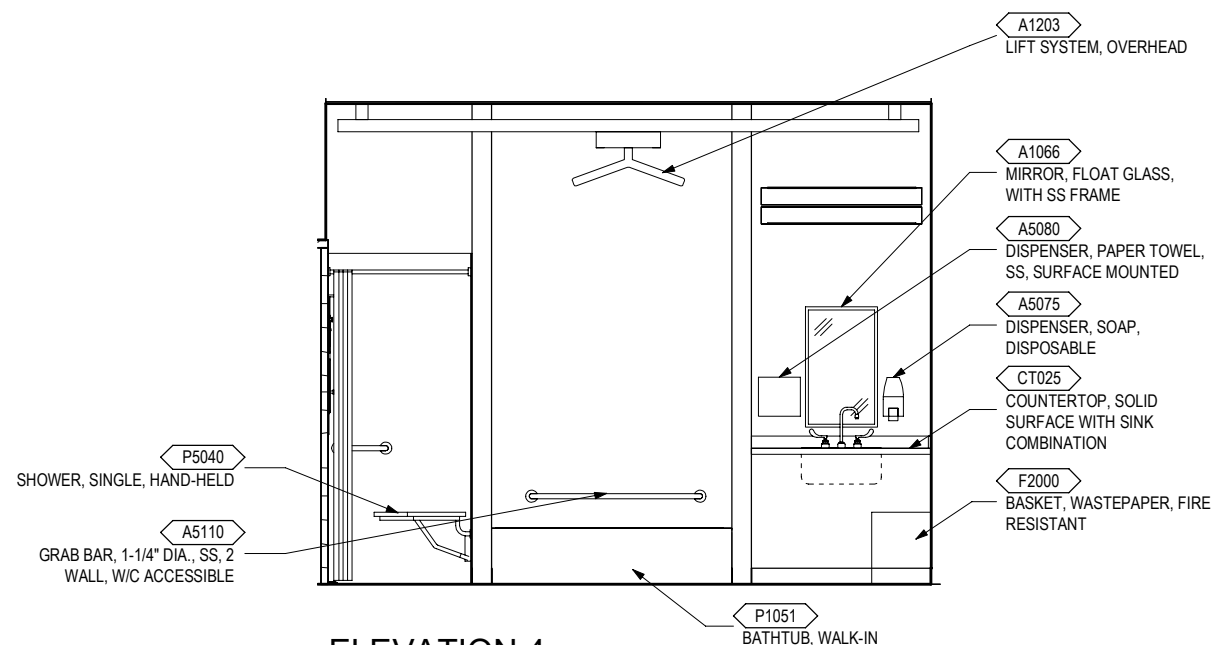
ELEVATION 1



ELEVATION 2

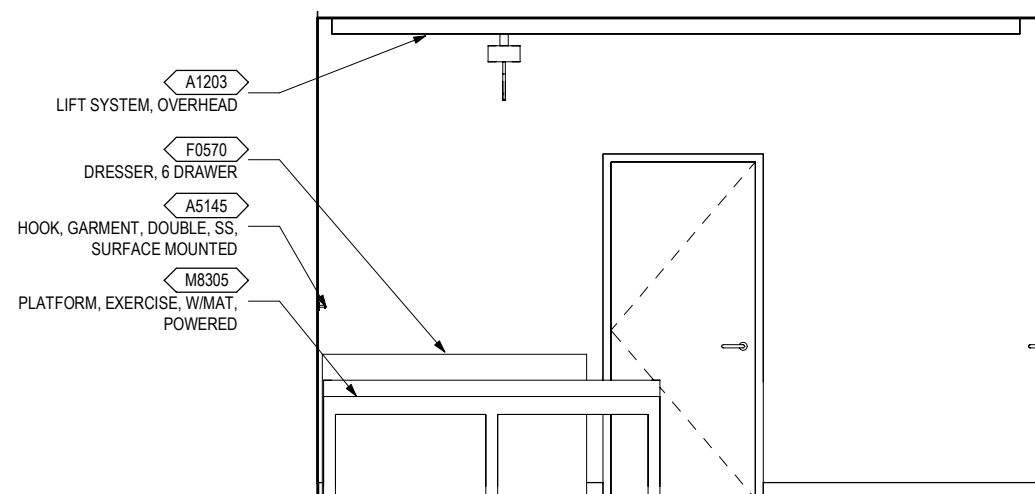


ELEVATION 3

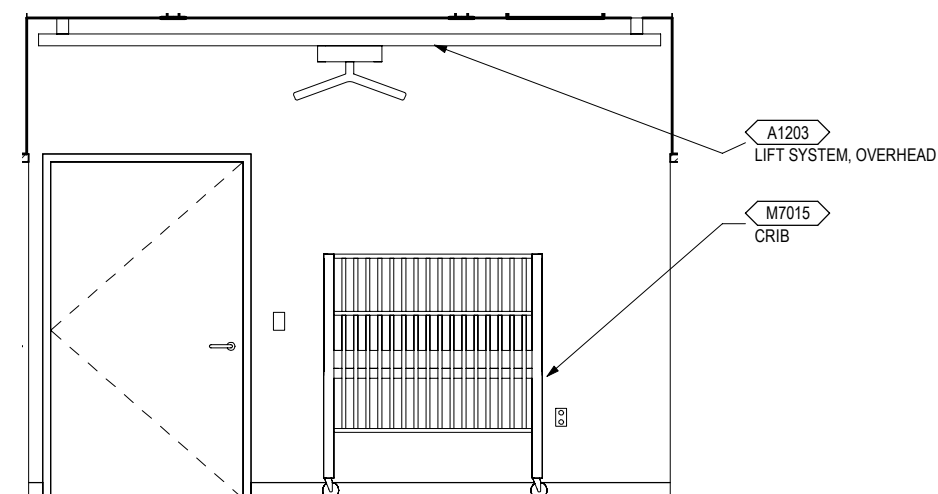


ELEVATION 4

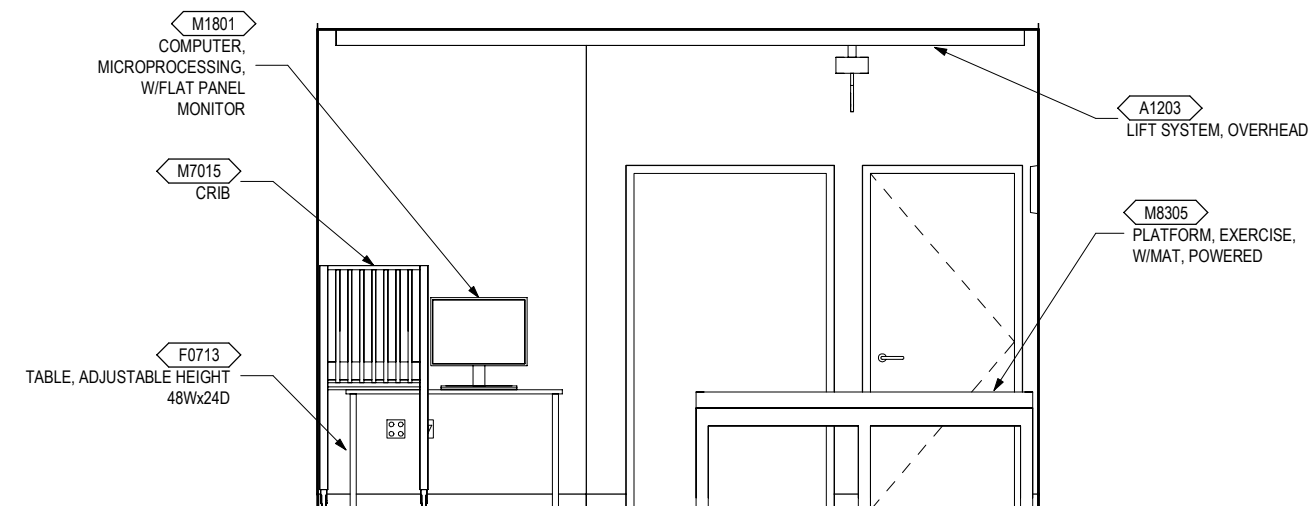
SCALE: 1/4" = 1'-0"



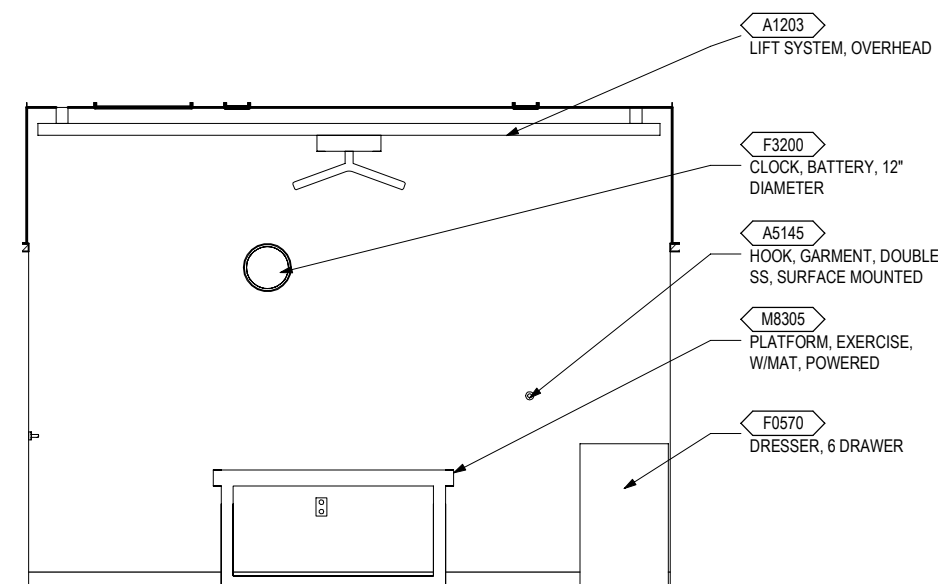
ELEVATION 1



ELEVATION 2



ELEVATION 3



ELEVATION 4

Room Data: OT ADL Kitchen, PMR Svc (CT111); OT ADL Bathroom, PMR Svc (CT112); OT ADL Laundry Room, PMR Svc (CT113); OT ADL Bedroom, PMR Svc (CT114); OT ADL Bedroom Closet, PMR Svc (CT115)

ARCHITECTURAL & INTERIOR DESIGN

Ceiling Type: ADL Bathroom, GYP
All other rooms, AT

Ceiling Height: ADL Bathroom and Bedroom, 8'-0"
ADL Kitchen, 10'-0"*

Ceiling Finish: ADL Bathroom, SC

Wall Finish: m:GWB f:P

Wainscot: ADL Bathroom, m:PT h:4'-0"
m:CT h:4'-0"

Base: ADL Bathroom, m:PT h:4"
m:RES [7] h:4"
All other rooms, RB

Floor Finish: ADL Bathroom, m:PT
m:RES
All other rooms m:WSF
m:LVT

Slab Depression: -

Sound Protection: -

Doors: (4'W x 7'H)

Special Requirement: -

Notes:

- 1) Ceramic Tile / Porcelain Tile / Quarry Tile / Solid Surfacing / Resinous Flooring-Wall-Base application over concrete backer board.

LIGHTING

Refer to chapter 4.2.11 in the VA Lighting Design Manual for lighting requirements in Physical/Occupational Therapy Rooms.

POWER

Normal Power: Connected to selected receptacles and Equipment.

Emergency Power: Connect selected lighting, receptacles and equipment to the EES. Refer to the VA Electrical Design Manual for information on requirements of the EES.

TELECOMMUNICATION/

SPECIAL TELECOMMUNICATION SYSTEMS

Data:	YES
Telephone:	NO
Cable Television:	NO
Duress Alarm:	NO
Electronic Access and Door Control:	YES
Intercom:	NO
Motion Intrusion Detection (MID):	NO
Nurse Call	YES
Code Blue:	NO
Public Address:	NO
Security Surveillance Television (SSTV)	NO
VA Satellite TV:	NO
Video Teleconferencing (VTEL):	NO

HEATING, VENTILATING AND AIR CONDITIONING

General Requirement:

The HVAC requirements for this suite of rooms are addressed in the HVAC Design Manual Room Data Sheets for room codes CT111, CT112, CT113, CT114, and CT115.

PLUMBING AND MEDICAL GASES

Cold Water:	YES
Hot Water:	YES
Drain:	YES
Reagent Grade Water:	NO
Medical Air:	NO
Medical Vacuum:	NO
Oxygen:	NO
Special Requirement	NO

FIRE PROTECTION AND LIFE SAFETY

Alarm Detection:	YES
Alarm Annunciator:	YES
Sprinkler:	YES



OT ADL Area - Equipment Lists

OT ADL Kitchen, PMR Svc (CT111) – Equipment List

JSN	NAME	QTY	ACQ/INS	DESCRIPTION
A1010	Telecommunication Outlet	1	VV	Telecommunication outlet location.
A1016	Telephone, Desk, With Speaker	1	VV	Telephone, desk, with speaker.
A5075	Dispenser, Soap, Disposable	2	VV	Disposable soap dispenser. One-handed dispensing operation. Designed to accommodate disposable soap cartridge and valve.
A5080	Dispenser, Paper Towel, SS, Surface Mounted	2	CC	A surface mounted, satin finish stainless steel, single-fold, paper towel dispenser. Dispenser features: tumbler lock; front hinged at bottom; and refill indicator slot. Minimum capacity 400 single-fold paper towels. For general purpose use throughout the facility.
CT025	Countertop, Solid Surface with Sink Combination	1	CC	A solid, nonporous countertop approximately 36"W x 22"D with a undercounter sink combination. The countertop is an acrylic-based solid surface product with a standard thickness of 1", and a 4" butt backsplash/curb. Surfaces will be easy to clean and maintain. Also referred to as a work surface or work top with sink. Available in a choice of colors, depths and sink shapes. Used for various applications in patient rooms, restrooms and throughout the facility. Usually a part of a casework interior design program. Unit does not include the drain and faucet.
CT030	Countertop, High Pressure Laminate	1	CC	High pressure laminate countertop (composition of wood particle core with plastic laminate surface) having a hard smooth surface finish, standard thickness of 1", and a 4" butt backsplash/curb. Also referred to as a work surface or work top. Available in a wide choice of colors, patterns, and depths. Used in general purpose areas requiring a basic work surface arrangement with limited heat resistance and poor chemical resistance. Pricing based upon a 24" depth.
E0042	Workcenter, Computer, Free Standing	1	VV	THIS TYPICAL INCLUDES: 1 Tool Rail 2 Paper Tray 1 Diagonal Tray 1 Freestanding Work Surface 1 Mobile Pedestal, Box/File 1 Adjustable Keyboard Tray
F0295	Chair, Stacking	4	VV	Stacking chair, approximately 34" H X 21" W X 24" D. May be stacked up to 20 high depending upon the model selected. These chairs are intended primarily as overflow capacity for conference rooms.



JSN	NAME	QTY	ACQ/INS	DESCRIPTION
F2000	Basket, Wastepaper, Fire Resistant	2	VV	Wastepaper basket, fire resistant, approximately 40 quart capacity. This unit is used to collect and temporarily store small quantities of paper refuse in patient rooms, administrative areas and nursing stations. Size and shape varies depending on the application and manufacturer selected.
F3200	Clock, Battery, 12" Diameter	1	VV	Clock, 12" diameter. Round surface, easy to read numbers with sweep second hand. Wall mounted unit for use when impractical to install a fully synchronized clock system. Battery operated, (batteries not included).
K2515	Dishwasher, Household	1	CC	Household dishwasher. The unit features several wash cycles for different types of tableware, electronic or push button controls, a sound insulation package, an integral filter and disposal unit and adjustable racks. This unit is used for light work in a laboratory or patient rehabilitation in daily living area of occupational therapy.
K3402	Oven, Microwave, Over-the- Range w/ Hood	1	CC	The microwave oven shall have an integrated exhaust hood that ventilates to the outside or through a built-in recirculating charcoal filter. The oven shall be designed for installation over an electric range. It shall have as a minimum; a power rating of 1000 watts, a capacity of 1.4 cu. ft., an electronic touch pad control, a timer and power level selection.
K4500	Stove, Household, 4 Burner, w/Oven, Electric	1	CC	Electric household range with four burner stove and oven. Gas models are available. This unit is used in rehabilitation settings to teach daily living skills to patients.
K4665	Oven, Microwave, Consumer	1	CC	Counter mounted microwave oven for average duty use. The exterior cabinet can be metal or heavy duty impact resistant plastic. The oven delivers instant energy for rapid heating, defrosting or prime cooking. The oven has touch pad controls, digital timer, power level selector and preprogrammed selectors for commonly cooked items. This oven is commonly found in staff lounges.
M2100	Cart, Shelving, Storage, Mobile, SS	1	VV	Mobile storage shelving cart 72" X 48" X 24" with four shelves. Constructed with corrosion resistant stainless steel and mounted on swivel casters. Designed for large carrying capacity and distribution of items from a central source. Options include wire or solid shelves, oversize casters, ledges, rods, tabs, dividers, drawers and bins as well as back and side enclosures. Casters add 6" to equivalent standing shelf height.
R7000	Refrigerator, 14 Cubic Feet	1	VV	This is a 14 Cubic Foot frostless top mount refrigerator/freezer approximately 64" H x 28" W x 29" D. Combination unit that is used in households or other areas where general purpose storage of perishable items is required.



JSN	NAME	QTY	ACQ/INS	DESCRIPTION
T0965	Workbench, Adjustable Height, Hydraulic	1	VV	Hydraulic workbench. Characteristics/components include an adjustable height bench with a table top of laminated high pressure plastic or hard wood. Adjustable heights should range between 30 and 36 inches through the use of a hand crank operated hydraulic system.
U0004	Lift System, Gait Training	2	VC	Gait Training Therapy Lift. Dynamic body-weight support from 10 to 200 pounds. Static body-weight support up to 450 lbs. Features tablet with Android operating system with interactive target matching and balance games. Audible, visual and tactile safety alerts. Touchscreen user interface on mobile cart. Ceiling mounted track. Track configuration (i.e. circular, straight) to be design based on facility needs.
U0021	Height-Adjustable Wall Cabinets	7	CC	Height-Adjustable Wall Cabinet. This height-adjustable lifting system that lowers the cabinet shelves to the worktop. The contents of the cabinet are accessible without having to open the doors. When lowered, there is free space on the worktop in front of the shelves. The movement can be stopped at any height.
U0022	Sink Height-Adjustable Counter	1	CC	Height Adjustable Sink. Accessible touch button raises and lowers sink height. Lower position is ideal for seated use or wheelchair heights. Maximum position matches the counter height of standard base cabinets.
F0465	Cabinet, Storage, 2 Door, 5 Shelf	1	VV	Storage cabinet, 78" high X 48" wide X 24" deep with two (2) doors and five (5) adjustable shelves.

OT ADL Bathroom, PMR Svc (CT112) – Equipment List

JSN	NAME	QTY	ACQ/INS	DESCRIPTION
A1203	Lift System, Overhead, Bariatric	1	CC	An overhead ceiling mounted rail system specifically designed for bariatric patient lifting and movement within a patient room. The system will consist of recessed or ceiling mounted primary and secondary rails, lift motor with carriage, patient harness or seat, and a hand controller or control box with charger (other charging options may be available). System will facilitate lifting and movement of patient to and from bed, to stretcher, chair, bathroom or other requirements. Lifting capacity is 1000 pounds. Custom design of track layout by manufacturer is essential to meet individual facility requirements.
A5075	Dispenser, Soap, Disposable	2	VV	Disposable soap dispenser. One-handed dispensing operation. Designed to accommodate disposable soap cartridge and valve.



JSN	NAME	QTY	ACQ/INS	DESCRIPTION
A5080	Dispenser, Paper Towel, SS, Surface Mounted	2	CC	A surface mounted, satin finish stainless steel, single-fold, paper towel dispenser. Dispenser features: tumbler lock; front hinged at bottom; and refill indicator slot. Minimum capacity 400 single-fold paper towels. For general purpose use throughout the facility.
A5106	Waste Disposal Unit, Sharps w/Glove Dispenser	1	VV	The unit is designed for the disposal of sharps and complies with OSHA guidelines for the handling of sharps. It shall house a 5 quart container and be capable of being mounted on a wall. It shall have a glove dispenser attached. The unit shall be secured by a locked enclosure.
A5109	Grab Bar, 1-1/4" Dia., SS, 2 Wall, W/C Accessible	2	CC	A 1-1/4" diameter, satin finish stainless steel, peened gripping surface, 2 wall toilet stall/room, grab bar with concealed mounting flanges. Snap over flanges are provided to conceal mounting screws. A selection of mounting kits and concealed anchor devices are available from the manufacturers for different types of installations. Grab bar shall comply with barrier-free accessibility guidelines for structural strength. For typical water closet applications in toilet stalls and rooms where ADA (American's With Disabilities Act) requirements must be met.
A5110	Grab Bar, 1-1/4" Dia., SS, 2 Wall, Shower Use	2	CC	A 1-1/4" diameter, satin finish stainless steel, peened gripping surface, 2 wall shower, grab bar with concealed mounting flanges. Snap over flanges are provided to conceal mounting screws. A selection of mounting kits and concealed anchor devices are available from the manufacturers for different types of installations. Grab bar shall comply with barrier-free accessibility guidelines for structural strength. For typical applications in shower stalls where ADA (American's With Disabilities Act) requirements must be met.
A5145	Hook, Garment, Double, SS, Surface Mounted	1	CC	A surface mounted, satin finish stainless steel, double garment hook. Equipped with a concealed mounting bracket that is secured to a concealed wall plate. For general purpose use throughout the facility to hang various items of apparel.
A5195	Dispenser, Toilet Tissue, SS, 1-Roll, Surface MNTD	1	CC	A concealed surface mounted, single roll, satin finish stainless steel, toilet tissue dispenser. Unit accommodates one standard-core toilet tissue roll through 5" in diameter. Spindle is chrome plated plastic with a heavy-duty internal spring and turns freely for non-controlled delivery. For general purpose use in restrooms.



JSN	NAME	QTY	ACQ/INS	DESCRIPTION
F2000	Basket, Wastepaper, Fire Resistant	2	VV	Wastepaper basket, fire resistant, approximately 40 quart capacity. This unit is used to collect and temporarily store small quantities of paper refuse in patient rooms, administrative areas and nursing stations. Size and shape varies depending on the application and manufacturer selected.
M2100	Cart, Shelving, Storage, Mobile, SS	2	VV	Mobile storage shelving cart 72" X 48" X 24" with four shelves. Constructed with corrosion resistant stainless steel and mounted on swivel casters. Designed for large carrying capacity and distribution of items from a central source. Options include wire or solid shelves, oversize casters, ledges, rods, tabs, dividers, drawers and bins as well as back and side enclosures. Casters add 6" to equivalent standing shelf height.
M3070	Hamper, Linen, Mobile, w/Lid	1	VV	Mobile linen hamper with hand or foot operated lid. Made of heavy tubular stainless steel with heavy gauge welded steel platform. Holds 25" hamper bags. Mounted on ball bearing casters. For linen transport in hospitals and clinics.
P1051	Bathtub, Walk-In	1	CC	Walk-in bathtub made of fiberglass reinforced acrylic with large walk-in door, built-in chair height seat with textured floor and wheel chair adaptable, approximately 60" L x 30" D. Tub has air injectors, 1 HP pump system. Door opens outward, with a water tight seal and low threshold to meet all accessibility standards. Check with individual manufactures, faucets sold separately.
P5040	Shower, Single, Hand-Held	1	CC	A complete, barrier-free, single hand-held, personal shower system. The shower system includes: pressure balanced mixing valve with high temperature limit stop; personal hand shower; shower hose; wall supply; and slide bar. For general purpose use throughout the facility in shower stalls.
P9050	Toilet, Wall Hung, Siphon Jet	1	CC	Siphon jet water closet/ toilet. This unit is wall hung with an elongated bowl, top spud flushometer, seat with open front and check hinge, and carrier. Used in restrooms throughout the health care facility.



OT ADL Laundry, PMR Svc (CT113) – Equipment List

JSN	NAME	QTY	ACQ/INS	DESCRIPTION
A1010	Telecommunication Outlet	1	VV	Telecommunication outlet location.
A1016	Telephone, Desk, With Speaker	1	VV	Telephone, desk, with speaker.
CA020	Cabinet, Open, W/H, 2 Shelf, Sloping Top, 38x24x13	4	CC	Wall hung open front cabinet with two adjustable shelves and sloping top. Also referred to as an open case. For general purpose use throughout the facility.
CT030	Countertop, High Pressure Laminate	1	CC	High pressure laminate countertop (composition of wood particle core with plastic laminate surface) having a hard smooth surface finish, standard thickness of 1", and a 4" butt backsplash/curb. Also referred to as a work surface or work top. Available in a wide choice of colors, patterns, and depths. Used in general purpose areas requiring a basic work surface arrangement with limited heat resistance and poor chemical resistance. Pricing based upon a 24" depth.
F2000	Basket, Wastepaper, Fire Resistant	1	VV	Wastepaper basket, fire resistant, approximately 40 quart capacity. This unit is used to collect and temporarily store small quantities of paper refuse in patient rooms, administrative areas and nursing stations. Size and shape varies depending on the application and manufacturer selected.
F3200	Clock, Battery, 12" Diameter	1	VV	Clock, 12" diameter. Round surface, easy to read numbers with sweep second hand. Wall mounted unit for use when impractical to install a fully synchronized clock system. Battery operated, (batteries not included).
M2300	Washer, Clothes, Automatic	1	VV	Large capacity automatic clothes washer with a heavy duty motor. The unit's control system programs load, cycle time, spin speed, fabric, water level and water temperature. The washer includes a bleach and/or fabric softener dispenser and a filter ring for trapping lint.
M2400	Dryer, Clothes, Automatic, Electric, Household	1	VV	Automatic clothes dryer. Electric unit features automatic sensi-dry control with setting for different kinds of fabrics, timed cycle, removable lint filter, drum interior light and enamel finish.



OT ADL Bedroom, PMR Svc (CT114) – Equipment List

JSN	NAME	QTY	ACQ/INS	DESCRIPTION
A1010	Telecommunication Outlet	1	VV	Telecommunication outlet location.
A1016	Telephone, Desk, With Speaker	1	VV	Telephone, desk, with speaker.
A1203	Lift System, Overhead, Bariatric	1	CC	An overhead ceiling mounted rail system specifically designed for bariatric patient lifting and movement within a patient room. The system will consist of recessed or ceiling mounted primary and secondary rails, lift motor with carriage, patient harness or seat, and a hand controller or control box with charger (other charging options may be available). System will facilitate lifting and movement of patient to and from bed, to stretcher, chair, bathroom or other requirements. Lifting capacity is 1000 pounds. Custom design of track layout by manufacturer is essential to meet individual facility requirements.
A5145	Hook, Garment, Double, SS, Surface Mounted	1	CC	A surface mounted, satin finish stainless steel, double garment hook. Equipped with a concealed mounting bracket that is secured to a concealed wall plate. For general purpose use throughout the facility to hang various items of apparel.
F0570	Dresser, 6 Drawer	1	VV	A 6 drawer dresser used to store clothing.
F0713	Table, Adjustable Height 48W x 24D	1	VV	48W x 24 D adjustable height electric pedestal table with C-foot configuration and integral wire management trough or tray. Height range varies by manufacturer, and model, approximately 22 to 48 inches. Steel tube construction with powder coat finish, and 1 inch thick top with high pressure laminate or wood veneer surface. System includes integral electrical components (including control box, cable trough, power cord for table; U.L. listed pop-up power strip with minimum of two simplex receptacles, data and/or USB ports as needed per facility preference).
F3200	Clock, Battery, 12" Diameter	1	VV	Clock, 12" diameter. Round surface, easy to read numbers with sweep second hand. Wall mounted unit for use when impractical to install a fully synchronized clock system. Battery operated, (batteries not included).
M1801	Computer, Microprocessing, w/Flat Panel Monitor	1	VV	Desk top microprocessing computer. The unit shall consist of a central processing mini tower, flat panel monitor, keyboard, mouse and speakers. The system shall have the following minimum characteristics: a 2.8 GHz Pentium processor; 512 MB memory; 80GB hard drive; 32/48x CD-ROM/DVD combo; 1.44MB network interface card; video 32 MB NVIDIA; a 18 inch flat panel monitor. The computer is used throughout the facility to input, manipulate and retrieve information.



JSN	NAME	QTY	ACQ/INS	DESCRIPTION
M7015	Crib	1	VV	Pediatric crib. Constructed of heavy square steel. Side rails have maximum 2-3/4" bar spacing with a squeeze release. Spring height adjusts from 32 1/2" to 41 1/2" high. Mattresses should be water and stain resistant. The unit is mounted on ball bearing casters. To be used in pediatric departments.
M8305	Platform, Exercise, w/Mat, Powered	1	VV	Exercise platform with power height adjustment. The platform rests on one or two pedestal bases which contain the power mechanism for adjusting the table height. The platform top or removable mattress is covered with heavy duty, nylon-reinforced vinyl for durability. The adjustable height feature is designed to accommodate patients who have difficulty sitting or transferring from a wheelchair as well as providing an optimal working height for the physical therapist once the patient is on the table. Larger and smaller units as well as manual crank platform tables are available.

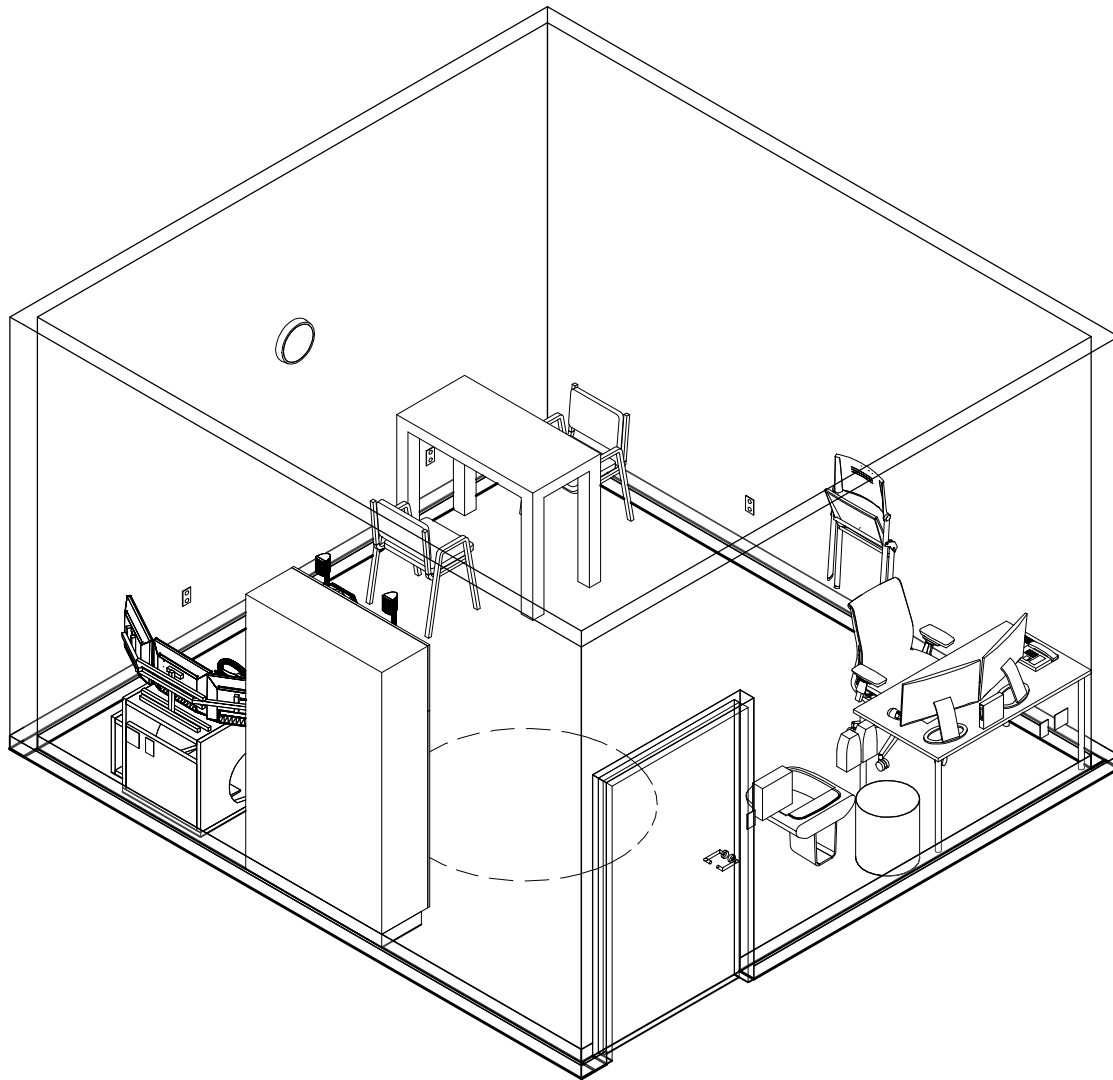
OT ADL Bedroom Closet, PMR Svc (CT115) – Equipment List

JSN	NAME	QTY	ACQ/INS	DESCRIPTION
A5145	Hook, Garment, Double, SS, Surface Mounted	2	VV	A surface mounted, satin finish stainless steel, double garment hook. Equipped with a concealed mounting bracket that is secured to a concealed wall plate. For general purpose use throughout the facility to hang various items of apparel.



PHYSICAL MEDICINE AND REHABILITATION SERVICE (PMR SVC)
(CT122) DT SIMULATOR STATION, PMR SVC
AXONOMETRIC

SCALE:






U.S. Department
of Veterans Affairs

PHYSICAL MEDICINE AND REHABILITATION SERVICE (PMR SVC)
(CT122) DT SIMULATOR STATION, PMR SVC
INTERACTIVE 3D PDF

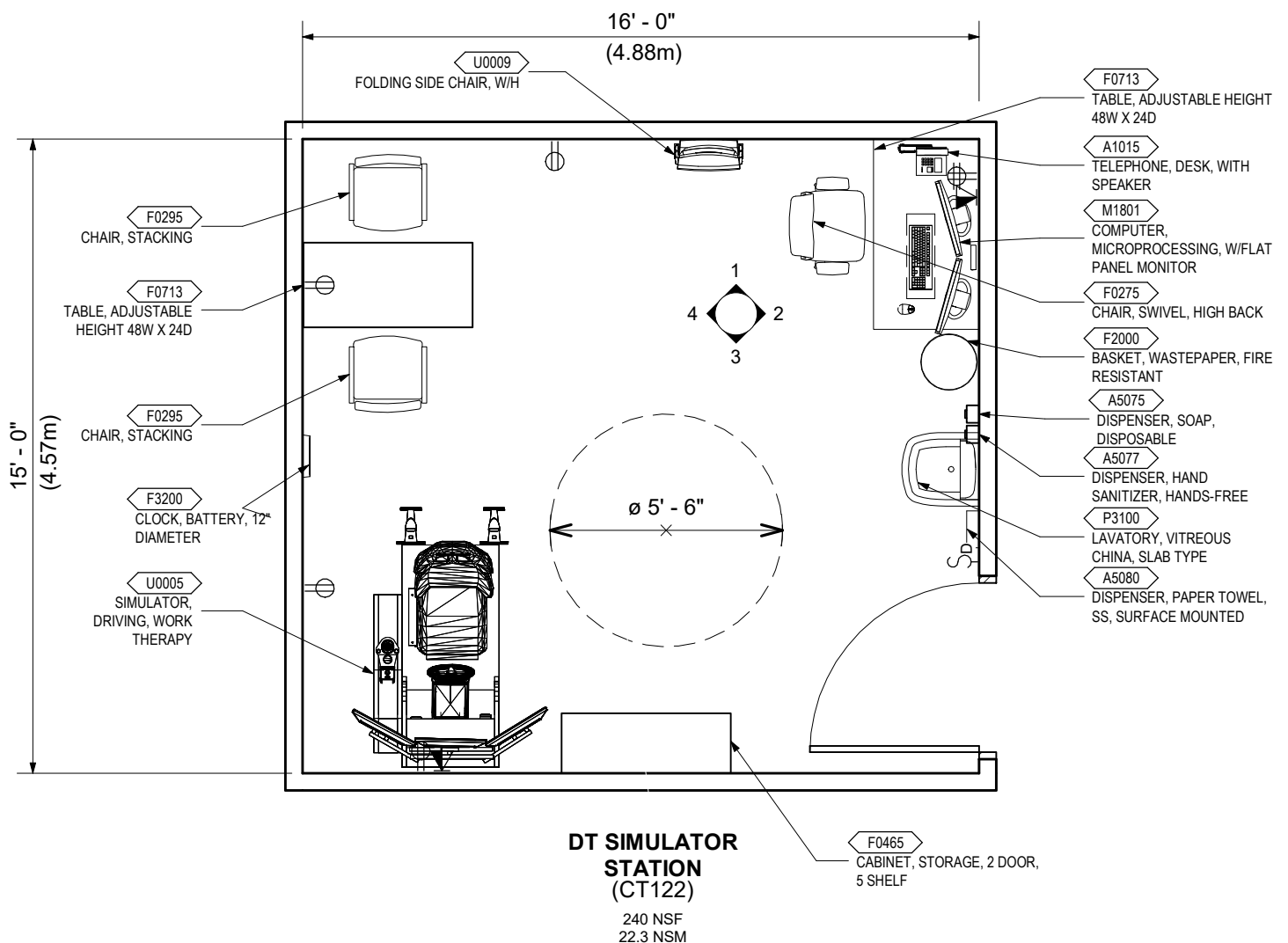
SCALE:



DISCLAIMER: ROOM TEMPLATES ARE GRAPHICAL REPRESENTATIONS OF SELECTED ROOM TYPES THAT ILLUSTRATE VA PLANNING REQUIREMENTS FOR SPACE, ROOM CONTENTS, AND ROOM SPECIFIC ENGINEERING SYSTEMS. THEY PROVIDE TYPICAL CONFIGURATIONS, PLANNING CRITERIA, AND GENERAL TECHNICAL GUIDANCE, AND ARE NOT INTENDED TO BE PROJECT SPECIFIC REQUIREMENTS.

PHYSICAL MEDICINE AND REHABILITATION SERVICE (PMR SVC) (CT122) DT SIMULATOR STATION, PMR SVC FLOOR PLAN

SCALE: 1/4" = 1'-0"

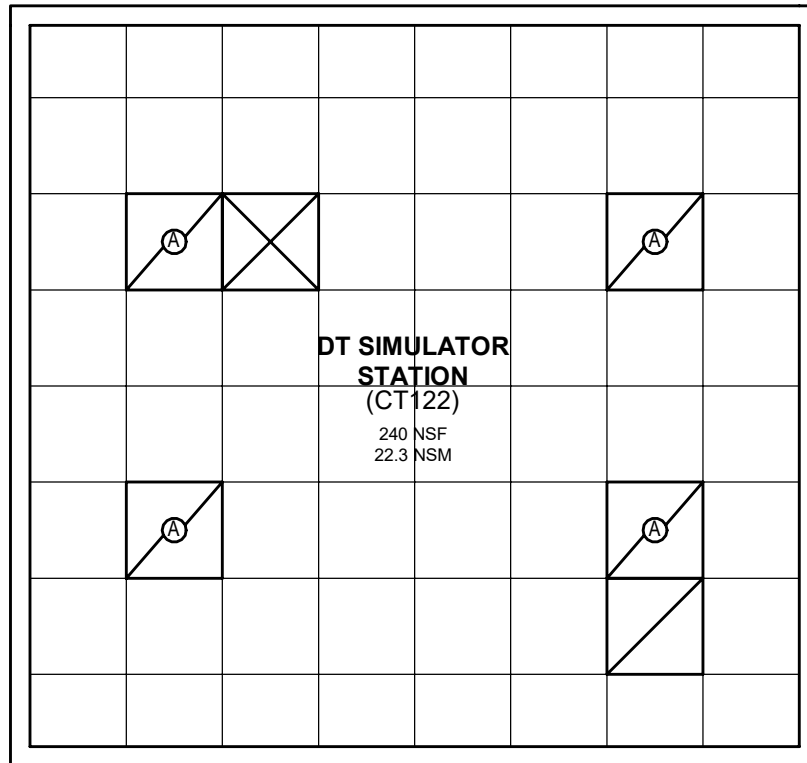


DISCLAIMER: ROOM TEMPLATES ARE GRAPHICAL REPRESENTATIONS OF SELECTED ROOM TYPES THAT ILLUSTRATE VA PLANNING REQUIREMENTS FOR SPACE, ROOM CONTENTS, AND ROOM SPECIFIC ENGINEERING SYSTEMS. THEY PROVIDE TYPICAL CONFIGURATIONS, PLANNING CRITERIA, AND GENERAL TECHNICAL GUIDANCE, AND ARE NOT INTENDED TO BE PROJECT SPECIFIC REQUIREMENTS.



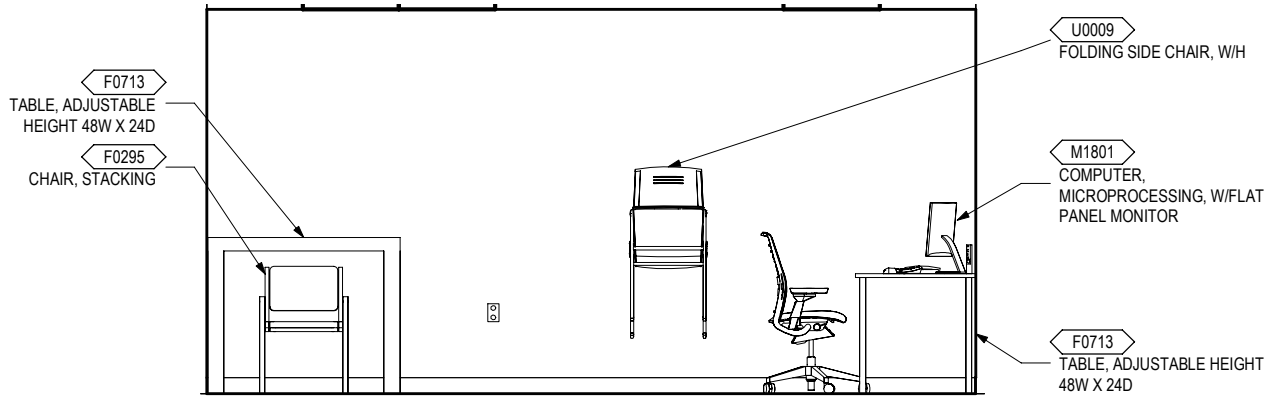
PHYSICAL MEDICINE AND REHABILITATION SERVICE (PMR SVC)
(CT122) DT SIMULATOR STATION, PMR SVC
REFLECTED CEILING PLAN

SCALE: 1/4" = 1'-0"

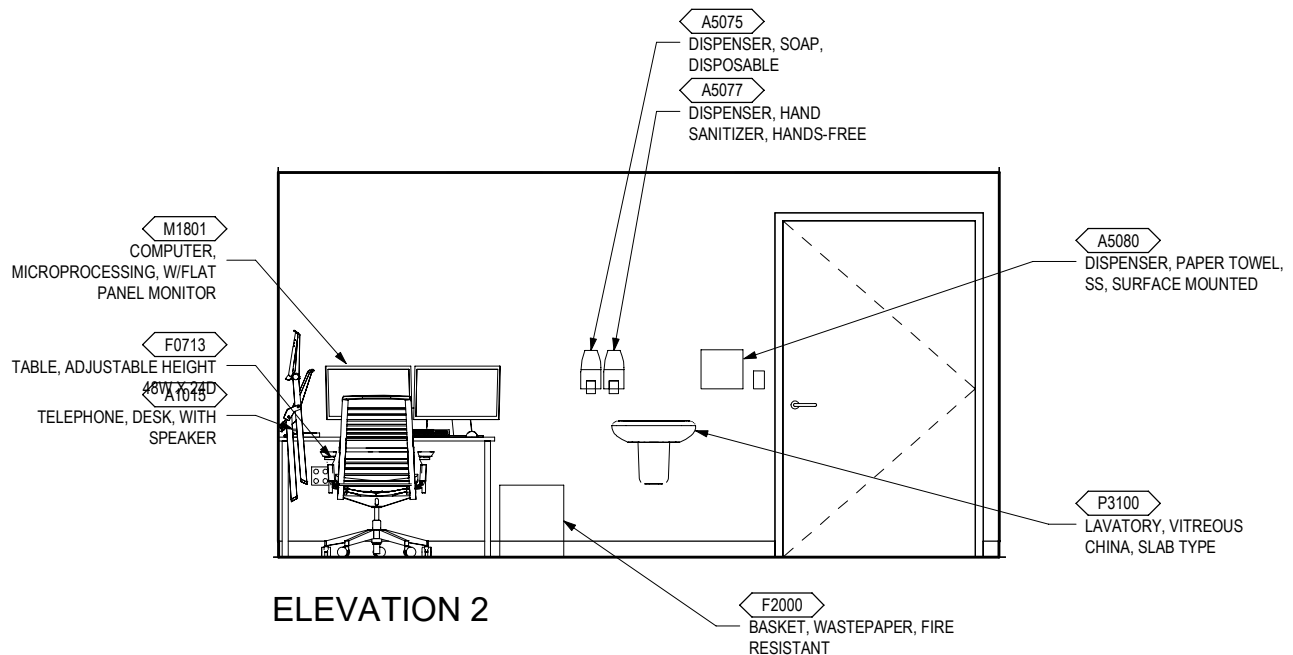


PHYSICAL MEDICINE AND REHABILITATION SERVICE (PMR SVC) (CT122) DT SIMULATOR STATION, PMR SVC ELEVATIONS

SCALE: 1/4" = 1'-0"



ELEVATION 1

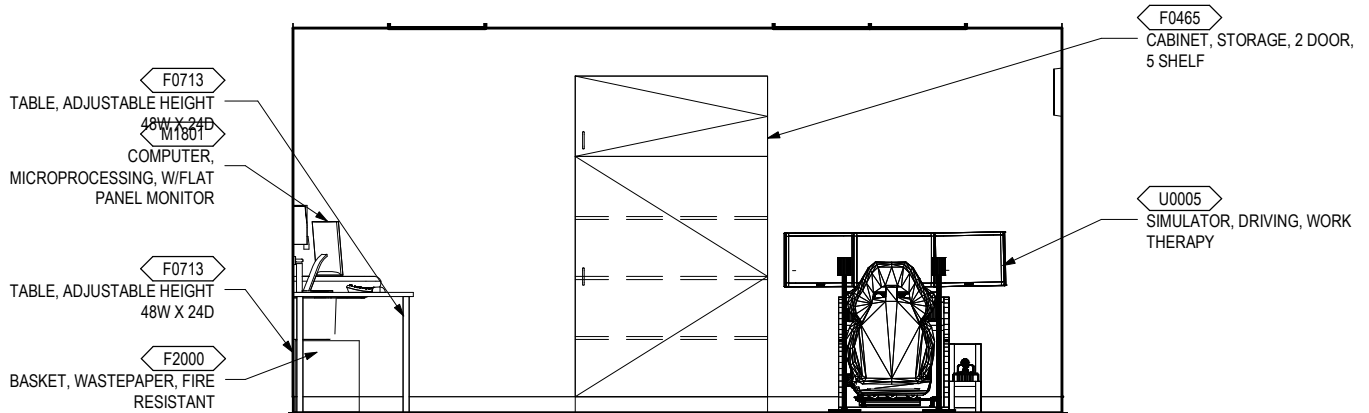


ELEVATION 2

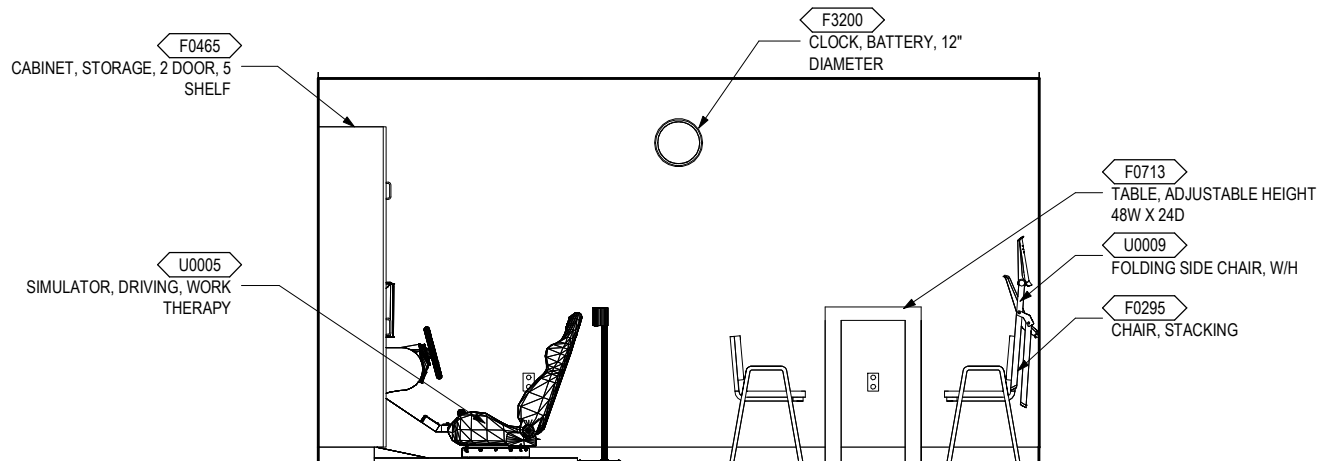
DISCLAIMER: ROOM TEMPLATES ARE GRAPHICAL REPRESENTATIONS OF SELECTED ROOM TYPES THAT ILLUSTRATE VA PLANNING REQUIREMENTS FOR SPACE, ROOM CONTENTS, AND ROOM SPECIFIC ENGINEERING SYSTEMS. THEY PROVIDE TYPICAL CONFIGURATIONS, PLANNING CRITERIA, AND GENERAL TECHNICAL GUIDANCE, AND ARE NOT INTENDED TO BE PROJECT SPECIFIC REQUIREMENTS.

PHYSICAL MEDICINE AND REHABILITATION SERVICE (PMR SVC) (CT122) DT SIMULATOR STATION, PMR SVC ELEVATIONS

SCALE: 1/4" = 1'-0"



ELEVATION 3



ELEVATION 4

DISCLAIMER: ROOM TEMPLATES ARE GRAPHICAL REPRESENTATIONS OF SELECTED ROOM TYPES THAT ILLUSTRATE VA PLANNING REQUIREMENTS FOR SPACE, ROOM CONTENTS, AND ROOM SPECIFIC ENGINEERING SYSTEMS. THEY PROVIDE TYPICAL CONFIGURATIONS, PLANNING CRITERIA, AND GENERAL TECHNICAL GUIDANCE, AND ARE NOT INTENDED TO BE PROJECT SPECIFIC REQUIREMENTS.

Room Data Sheet: DT Simulator Station,
PMR Svc (CT122)**ARCHITECTURAL & INTERIOR DESIGN**

Ceiling Type:	AT
Ceiling Height:	9'-0"
Ceiling Finish	-
Wall Finish:	P
Wainscot:	-
Base:	RF or WSF (Integral)
Floor Finish:	RF or WSF
Slab Depression:	-
Sound Protection:	STC 45
Doors:	(4'W x 7'H)
Special Requirement:	-

LIGHTING

Refer to chapter 4.2.11 in the VA Lighting Design Manual for lighting requirements in Physical/Occupational Therapy rooms.

POWER

Normal Power: Connected to selected receptacles and Equipment.

Emergency Power: Connect selected lighting, receptacles and equipment to the EES. Refer to the VA Electrical Design Manual for information on requirements of the EES.

TELECOMMUNICATION/**SPECIAL TELECOMMUNICATION SYSTEMS**

Data:	YES
Telephone:	YES
Cable Television:	NO
Duress Alarm:	NO
Electronic Access and Door Control:	NO
Intercom:	NO
Motion Intrusion Detection (MID):	NO
Nurse Call	NO
Code Blue:	NO
Public Address:	NO
Security Surveillance Television (SSTV)	NO
VA Satellite TV:	NO
Video Teleconferencing (VTEL):	NO

HEATING, VENTILATING AND AIR CONDITIONING

General Requirement:

The VA HVAC Design Manual Room Data Sheets include design parameters for room code CT122.

PLUMBING AND MEDICAL GASES

Cold Water:	YES
Hot Water:	YES
Drain:	YES
Reagent Grade Water:	NO
Medical Air:	NO
Medical Vacuum:	NO
Oxygen:	NO
Special Requirement	NO

FIRE PROTECTION AND LIFE SAFETY

Alarm Detection:	NO
Alarm Annunciator:	YES
Sprinkler:	YES



DT Simulator Station, PMR Svc (CT122) – Equipment List

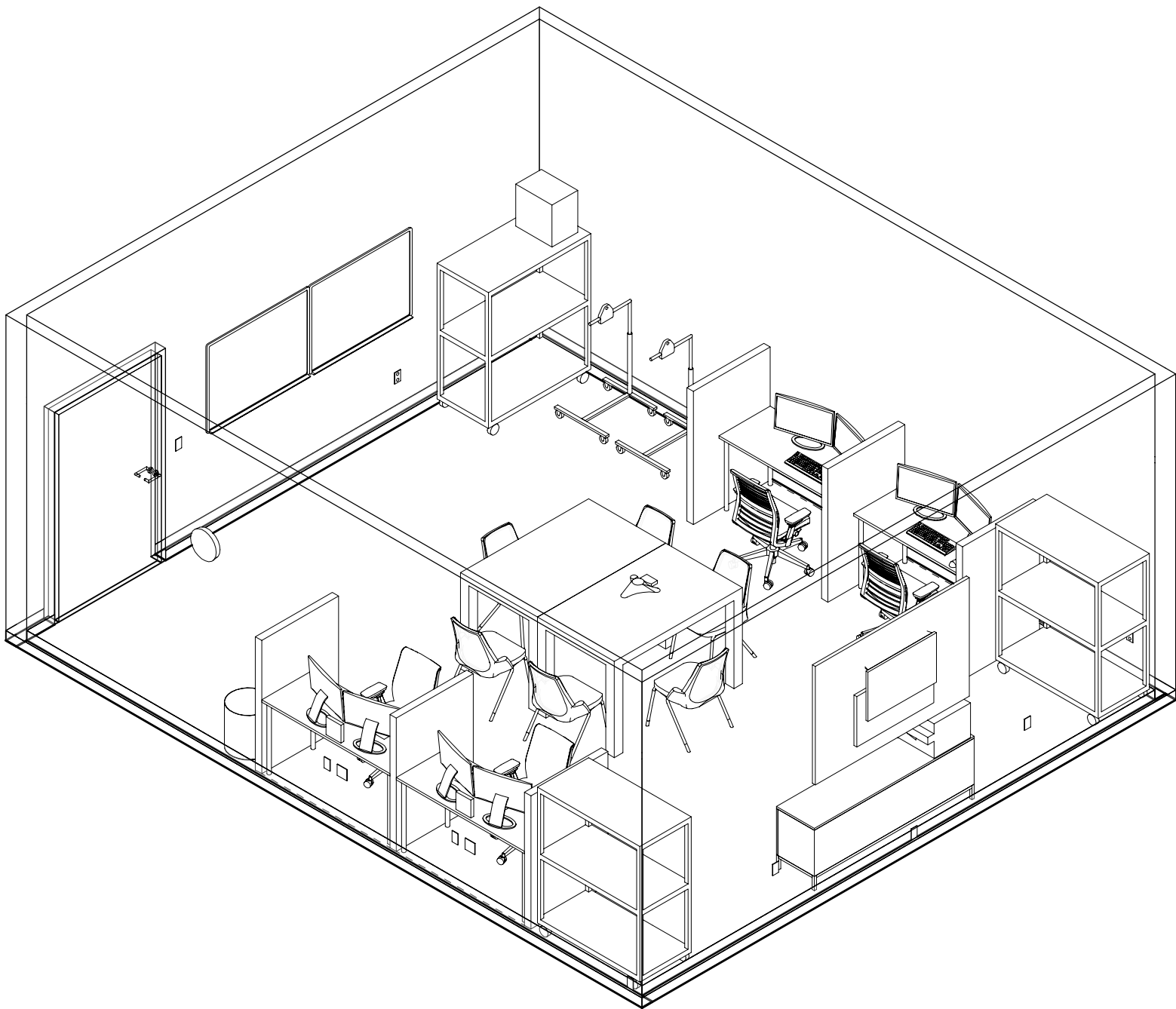
JSN	NAME	QTY	ACQ/INS	DESCRIPTION
A1010	Telecommunication Outlet	1	VV	Telecommunication outlet location.
A1015	Telephone, Desk, Multiple Line	1	VV	Telephone, desk, multiple line.
A5075	Dispenser, Soap, Disposable	1	VV	Disposable soap dispenser. One-handed dispensing operation. Designed to accommodate disposable soap cartridge and valve.
A5077	Dispenser, Hand Sanitizer, Hands-Free	1	VV	A touch free wall-mounted hand sanitizer dispenser. For use throughout a healthcare facility. Unit does not include the sanitizing liquid. Units are battery operated.
A5080	Dispenser, Paper Towel, SS, Surface Mounted	1	CC	A surface mounted, satin finish stainless steel, single-fold, paper towel dispenser. Dispenser features: tumbler lock; front hinged at bottom; and refill indicator slot. Minimum capacity 400 single-fold paper towels. For general purpose use throughout the facility.
F0275	Chair, Swivel, High Back	1	VV	Highback contemporary swivel chair, 41" high X 23" wide X 23" deep with five (5) caster swivel base and arms. Chair may be used at desks or in conference rooms. Back and seat are foam padded and upholstered with either woven textile fabric or vinyl.
F0295	Chair, Stacking	2	VV	Stacking chair, approximately 34" H X 21" W X 24" D. May be stacked up to 20 high depending upon the model selected. These chairs are intended primarily as overflow capacity for conference rooms.
F0465	Cabinet, Storage, 2 Door, 5 Shelf	1	VV	Storage cabinet, 78" high X 48" wide X 24" deep with two (2) doors and five (5) adjustable shelves.
F0713	Table, Adjustable Height 48W x 24D	2	VV	48W x 24 D adjustable height electric pedestal table with C-foot configuration and integral wire management trough or tray. Height range varies by manufacturer, and model, approximately 22 to 48 inches. Steel tube construction with powder coat finish, and 1 inch thick top with high pressure laminate or wood veneer surface. System includes integral electrical components (including control box, cable trough, power cord for table; U.L. listed pop-up power strip with minimum of two simplex receptacles, data and/or USB ports as needed per facility preference).
M1801	Computer, Microprocessing, w/Flat Panel Monitor	1	VV	Desk top microprocessing computer. The unit shall consist of a central processing mini tower, flat panel monitor, keyboard, mouse and speakers. The system shall have the following minimum characteristics: a 2.8 GHz Pentium processor; 512 MB memory; 80GB hard drive; 32/48x CD-ROM/DVD combo; 1.44MB network interface card; video 32 MB NVIDIA; a 18 inch flat panel monitor. The computer is used throughout the facility to input, manipulate and retrieve information.



JSN	NAME	QTY	ACQ/INS	DESCRIPTION
P3100	Lavatory, Vitreous China, Slab Type	1	CC	Wall mounted, slab type, vitreous china, lavatory (approximate bowl size 7"x15"x10") with: faucet holes on 4" centers; gooseneck spout; wrist blade handles; and grid strainer. It shall be suitable for use in clinics, offices, washrooms or patient care area.
U0005	Simulator, Driving, Work Therapy	1	VV	A driving simulator for therapist to address driver-related issues. The console is electric height adjustable which enables drivers to sit comfortably as they experience simulated driving scenarios and ambient traffic. The interface is easy for clinicians to use from a dedicated touchscreen tablet, which is included with the system. The system comes ready to add adaptive equipment including hand controls, a spinner knob and a left-foot accelerator to help with driving rehabilitation. The simulator offers a risk-free environment for patients with disabilities to learn how to use adaptive equipment to safely drive again.
U0009	Folding Side Chair, W/H	1	VV	Wall Mounted Folding Side Chair. Wall hung chair that can be folded up when not in use. Weight capacity 300 lbs.



SCALE:






U.S. Department
of Veterans Affairs

PHYSICAL MEDICINE AND REHABILITATION SERVICE (PMR SVC)
(CT131) ATECH LAB, PMR SVC
INTERACTIVE 3D PDF

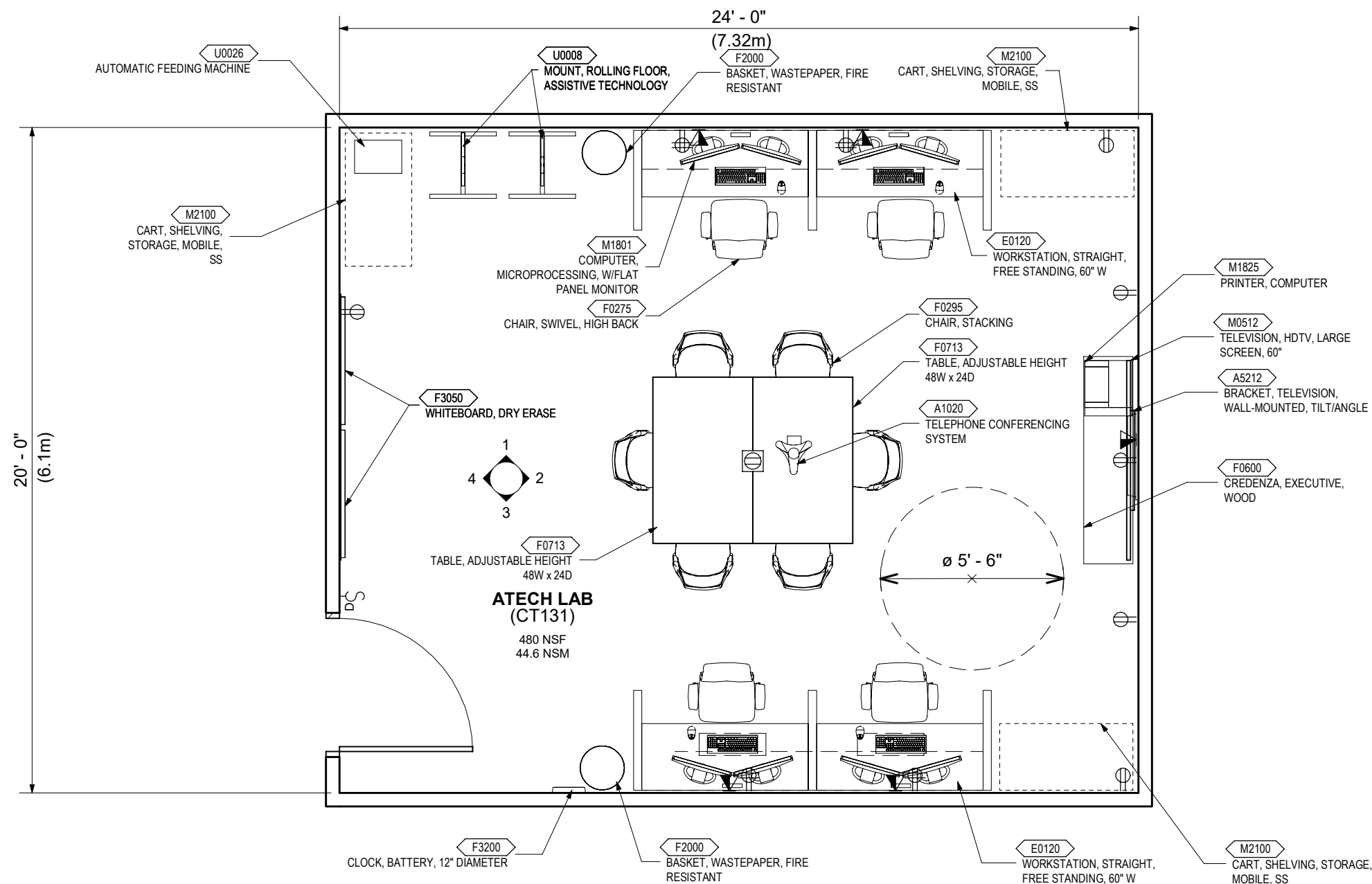
SCALE:



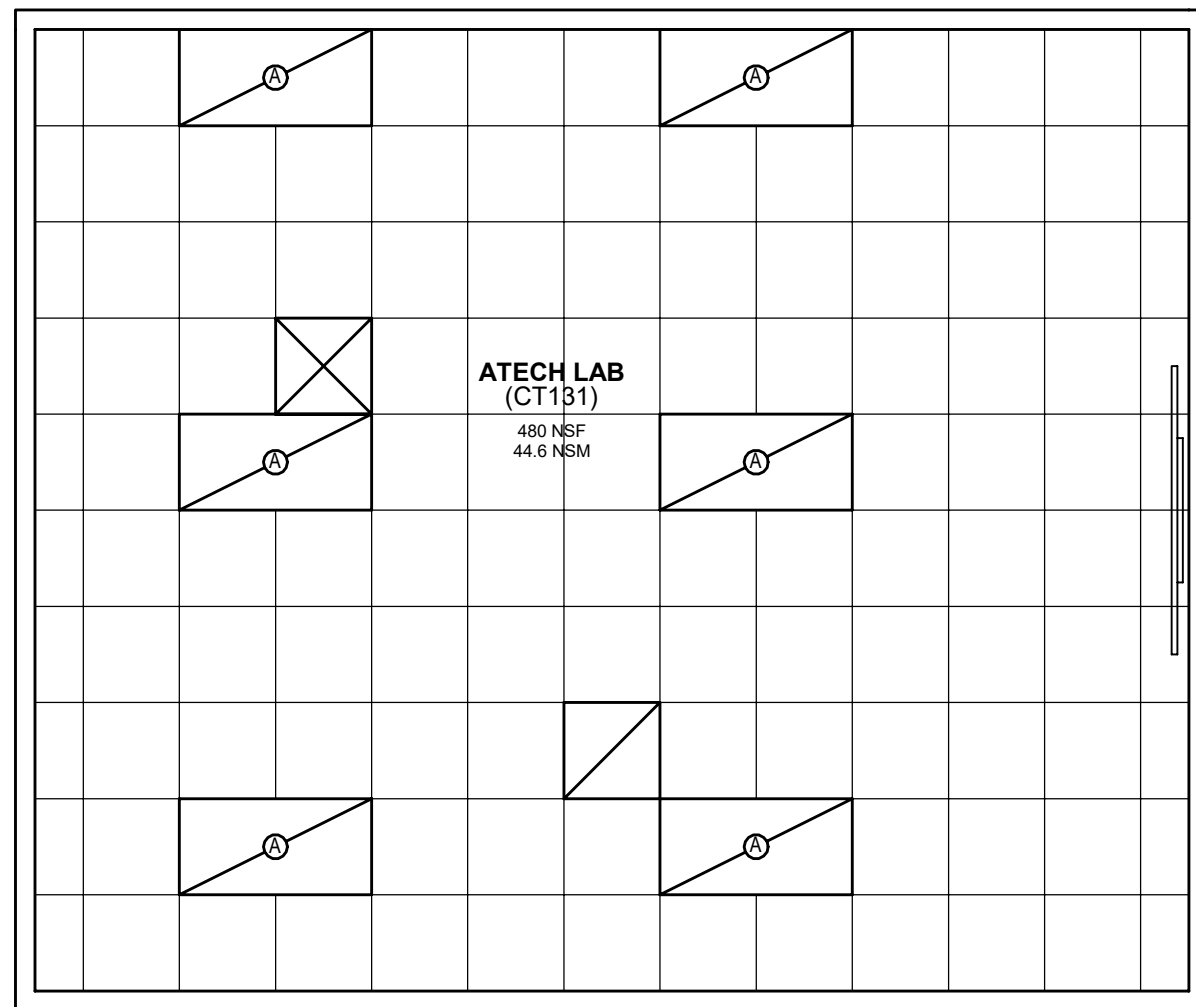
DISCLAIMER: ROOM TEMPLATES ARE GRAPHICAL REPRESENTATIONS OF SELECTED ROOM TYPES THAT ILLUSTRATE VA PLANNING REQUIREMENTS FOR SPACE, ROOM CONTENTS, AND ROOM SPECIFIC ENGINEERING SYSTEMS. THEY PROVIDE TYPICAL CONFIGURATIONS, PLANNING CRITERIA, AND GENERAL TECHNICAL GUIDANCE, AND ARE NOT INTENDED TO BE PROJECT SPECIFIC REQUIREMENTS.

PHYSICAL MEDICINE AND REHABILITATION SERVICE (PMR SVC)
(CT131) ATECH LAB, PMR SVC
FLOOR PLAN

SCALE: 1/4" = 1'-0"

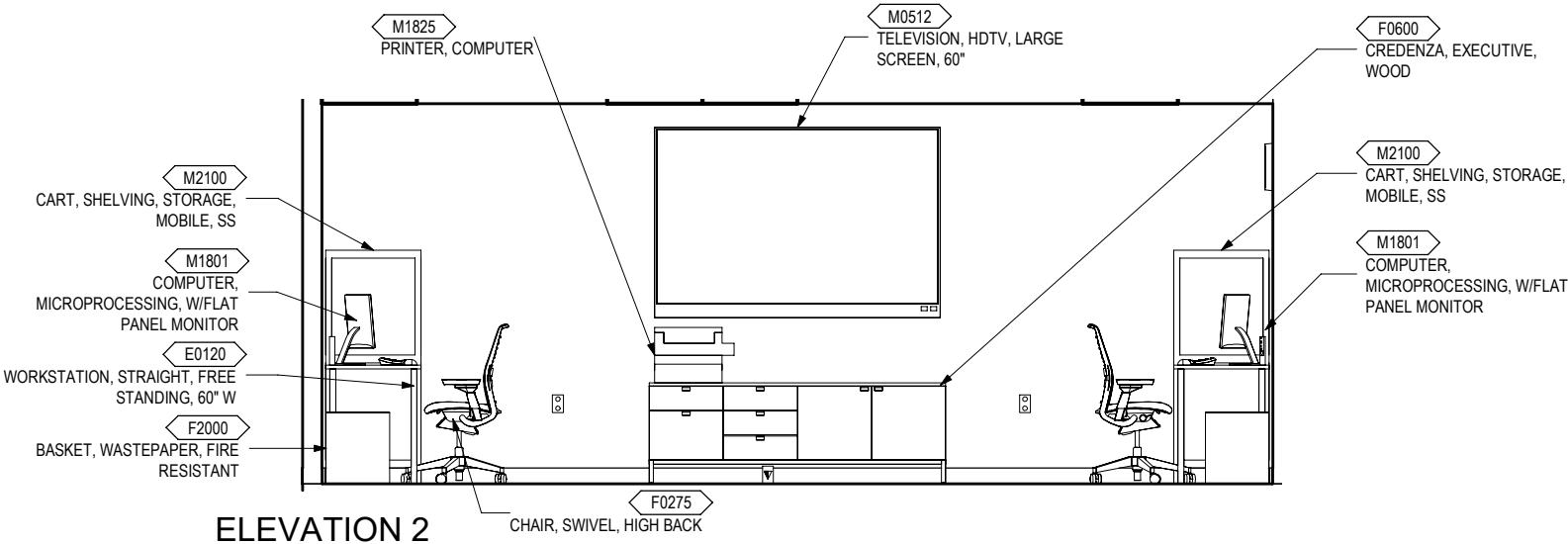
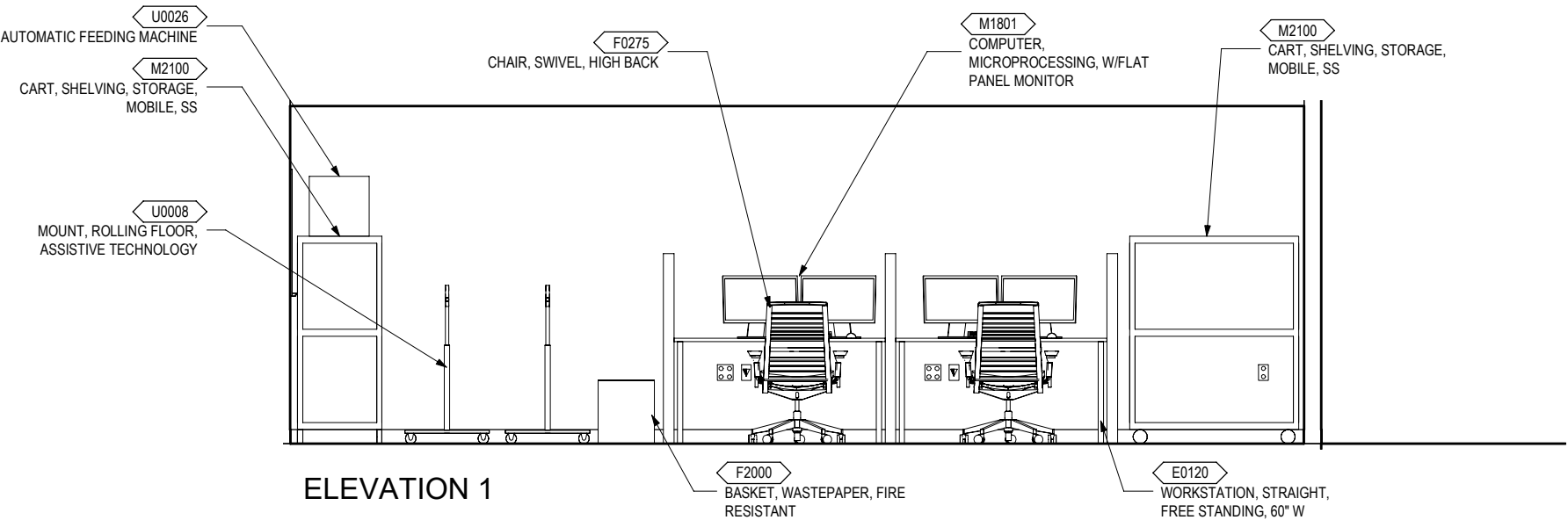


SCALE: 1/4" = 1'-0"



PHYSICAL MEDICINE AND REHABILITATION SERVICE (PMR SVC)
(CT131) ATECH LAB, PMR SVC
ELEVATIONS

SCALE: 1/4" = 1'-0"

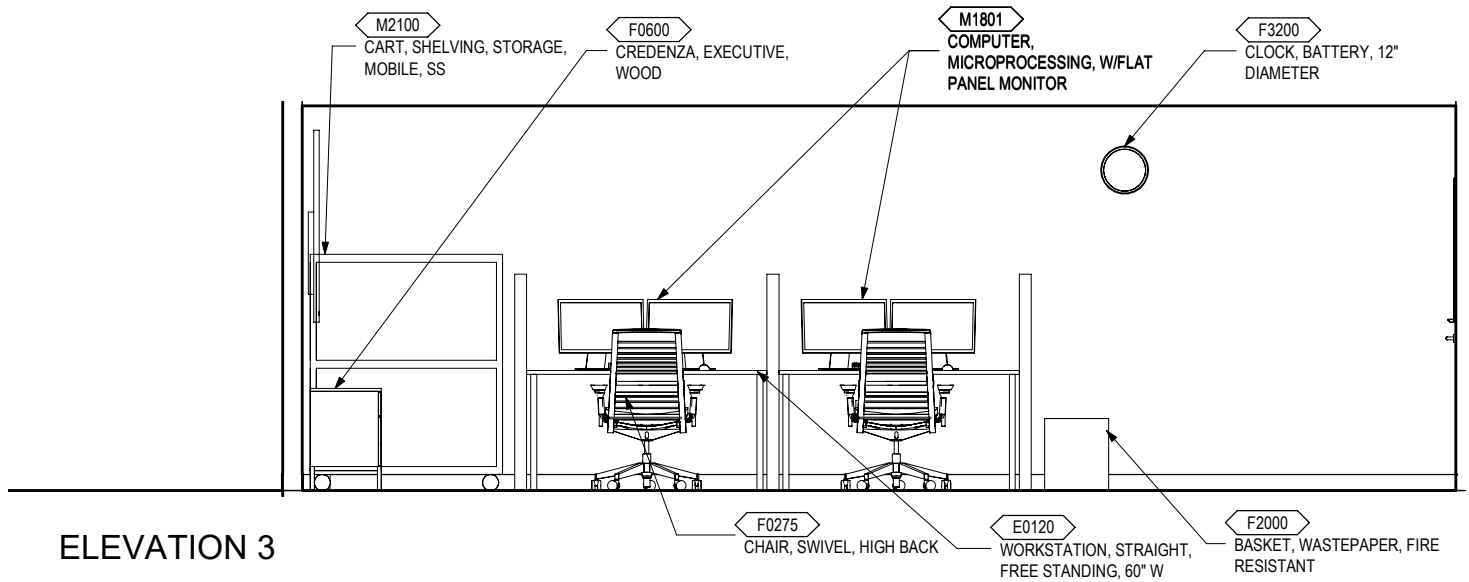


PHYSICAL MEDICINE AND REHABILITATION SERVICE (PMR SVC) (CT131) ATECH LAB, PMR SVC ELEVATIONS

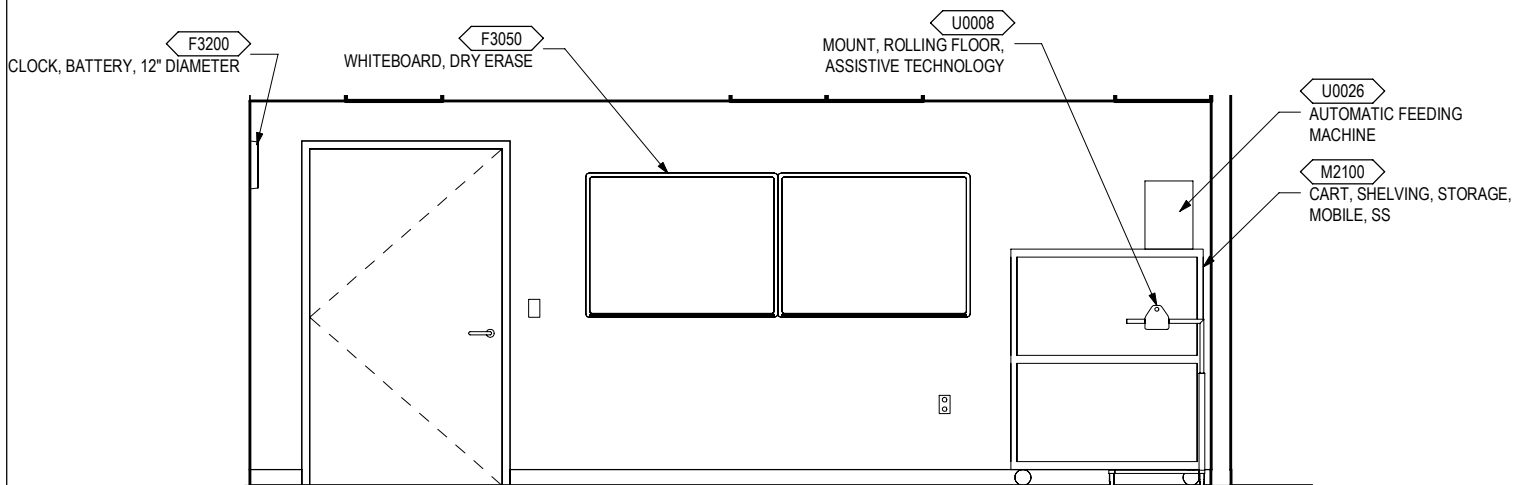
SCALE: 1/4" = 1'-0"



ELEVATION 3



ELEVATION 4



DISCLAIMER: ROOM TEMPLATES ARE GRAPHICAL REPRESENTATIONS OF SELECTED ROOM TYPES THAT ILLUSTRATE VA PLANNING REQUIREMENTS FOR SPACE, ROOM CONTENTS, AND ROOM SPECIFIC ENGINEERING SYSTEMS. THEY PROVIDE TYPICAL CONFIGURATIONS, PLANNING CRITERIA, AND GENERAL TECHNICAL GUIDANCE, AND ARE NOT INTENDED TO BE PROJECT SPECIFIC REQUIREMENTS.

Room Data Sheet: ATech Lab, PMR Svc
(CT131)**ARCHITECTURAL & INTERIOR DESIGN**

Ceiling Type:	AT
Ceiling Height:	10'-0"
Ceiling Finish:	-
Wall Finish:	P
Wainscot:	-
Base:	RF or WSF (Integral)
Floor Finish:	RF or WSF
Slab Depression:	-
Sound Protection:	STC 45
Doors:	(4'W x 7'H)
Special Requirement:	-

LIGHTING

Refer to VA Lighting Design Manual for lighting requirements in Office Rooms.

POWER

Normal Power: Connected to selected receptacles and Equipment.

Emergency Power: Connect selected lighting, receptacles and equipment to the EES. Refer to the VA Electrical Design Manual for information on requirements of the EES.

Special Requirement:

Notes:

- 1) Floor mounted receptacles shall be flush with floor to prevent trip and fall hazard.

TELECOMMUNICATION/**SPECIAL TELECOMMUNICATION SYSTEMS**

Data:	YES
Telephone:	YES
Cable Television:	NO
Duress Alarm:	NO
Electronic Access and Door Control:	NO
Intercom:	NO
Motion Intrusion Detection (MID):	NO
Nurse Call	NO
Code Blue:	NO
Public Address:	NO
Security Surveillance Television (SSTV)	NO
VA Satellite TV:	NO
Video Teleconferencing (VTEL):	NO

HEATING, VENTILATING AND AIR CONDITIONING

The VA HVAC Design Manual Room Data Sheets provide design parameters for room code CT131.

PLUMBING AND MEDICAL GASES

Cold Water:	NO
Hot Water:	NO
Drain:	NO
Reagent Grade Water:	NO
Medical Air:	NO
Medical Vacuum:	NO
Oxygen:	NO
Special Requirement	NO

FIRE PROTECTION AND LIFE SAFETY

Alarm Detection:	NO
Alarm Annunciator:	YES
Sprinkler:	YES



ATech Lab, PMR Svc (CT131) – Equipment List

JSN	NAME	QTY	ACQ/INS	DESCRIPTION
A5212	Bracket, Television, Wall-Mounted, Tilt/Angle	1	VV	A wall mounted, tilt/angled TV bracket for 37" to 80" TVs. Mount will be a universal and VESA compliant unit with a load capacity of up to 130 lbs.
E0120	Workstation, Straight, Free Standing, 60" W	4	VV	This JSN will provide a whole work station typical to quickly plan work areas in clinical or administrative spaces. There will be a price decrease if typical work stations are used with vertical hanging strips instead of panels. THIS TYPICAL INCLUDES: 3 Standard Solid Panels, 1 Panel - to Panel Connector, 1 Panel Connector, 2-Way Corner, 2 Finished End Hardware, 1 Cantilevered, Work Surface, 2 Lockable Flipper Units, 2 Lights, 1 Tack board, 1 Tool Rail, 1 Paper Tray, 1 Diagonal Tray, 1 Adjustable Keyboard Tray, 1 Mobile Pedestal, Box/File, 1 Support Panel
F0275	Chair, Swivel, High Back	4	VV	Highback contemporary swivel chair, 41" high X 23" wide X 23" deep with five (5) caster swivel base and arms. Chair may be used at desks or in conference rooms. Back and seat are foam padded and upholstered with either woven textile fabric or vinyl.
F0295	Chair, Stacking	6	VV	Stacking chair, approximately 34" H X 21" W X 24" D. May be stacked up to 20 high depending upon the model selected. These chairs are intended primarily as overflow capacity for conference rooms.
F0600	Credenza, Executive, Wood	1	VV	Executive credenza with two (2) box drawers, two (2) file drawers, a center closed storage area with adjustable shelf and floor glides.
F0713	Table, Adjustable Height 48W x 24D	2	VV	48W x 24 D adjustable height electric pedestal table with C-foot configuration and integral wire management trough or tray. Height range varies by manufacturer, and model, approximately 22 to 48 inches. Steel tube construction with powder coat finish, and 1 inch thick top with high pressure laminate or wood veneer surface. System includes integral electrical components (including control box, cable trough, power cord for table; U.L. listed pop-up power strip with minimum of two simplex receptacles, data and/or USB ports as needed per facility preference).
F2000	Basket, Wastepaper, Fire Resistant	2	VV	Wastepaper basket, fire resistant, approximately 40 quart capacity. This unit is used to collect and temporarily store small quantities of paper refuse in patient rooms, administrative areas and nursing stations. Size and shape varies depending on the application and manufacturer selected.

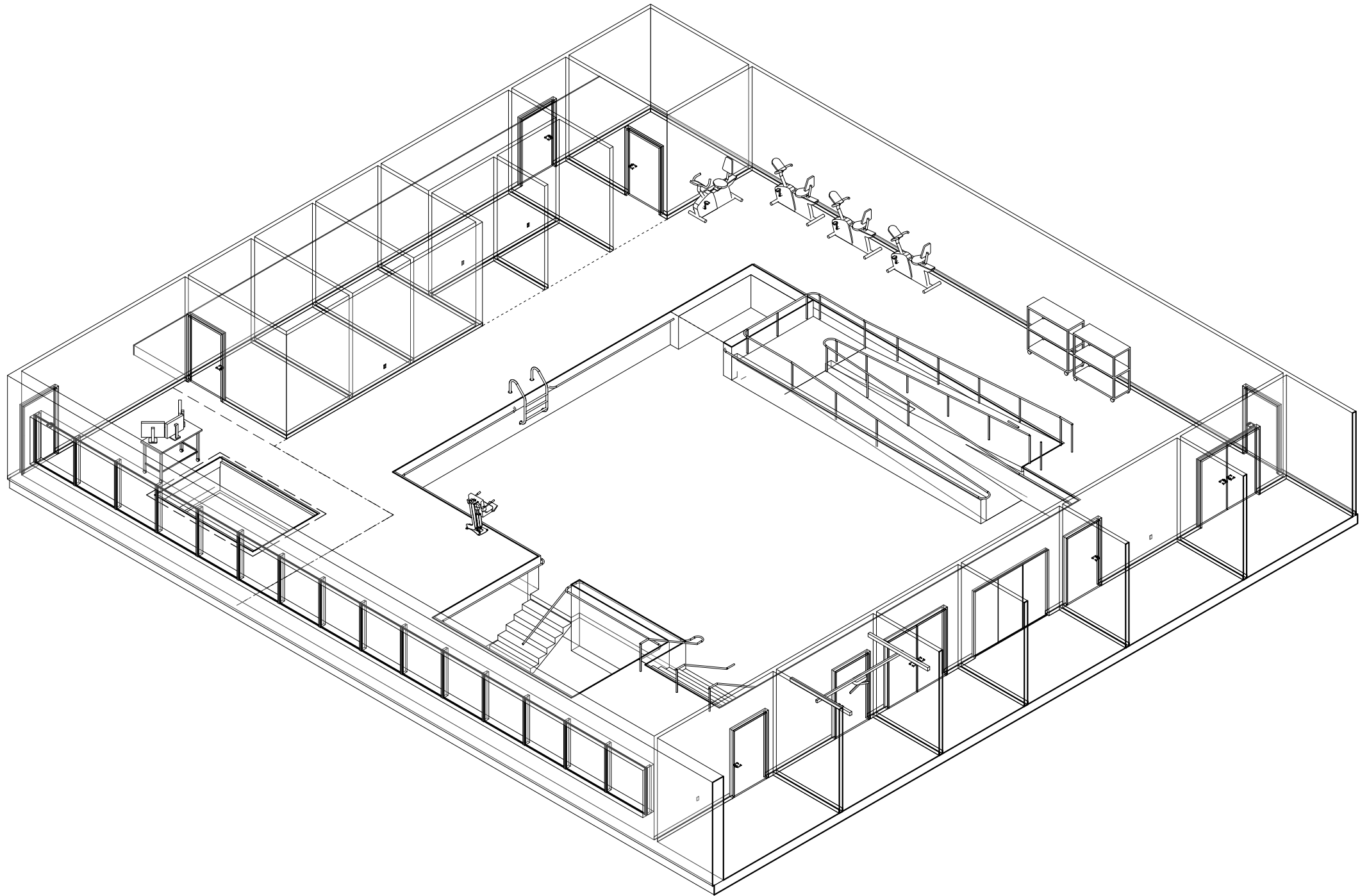


JSN	NAME	QTY	ACQ/INS	DESCRIPTION
F3050	Whiteboard, Dry Erase	2	VV	Whiteboard unit, approximately 36" H x 48" W consisting of a white porcelain enamel writing surface with an attached chalk tray. Magnetic surface available. Image can be easily removed with a standard chalkboard eraser. For use with water color pens. Unit is ready to hang.
F3200	Clock, Battery, 12" Diameter	1	VV	Clock, 12" diameter. Round surface, easy to read numbers with sweep second hand. Wall mounted unit for use when impractical to install a fully synchronized clock system. Battery operated, (batteries not included).
M0512	Television, HDTV, Large Screen, 60"	1	VV	A high definition (HDTV) multimedia, slim design, 60"W to 65"W color television. The TV will have a 16.9 wide screen aspect ratio with full HD 1080p resolution and HDMI connections. TV may be LED, Plasma or LCD. TV will include a stand.
M1801	Computer, Microprocessing, w/Flat Panel Monitor	4	VV	Desk top microprocessing computer. The unit shall consist of a central processing mini tower, flat panel monitor, keyboard, mouse and speakers. The system shall have the following minimum characteristics: a 2.8 GHz Pentium processor; 512 MB memory; 80GB hard drive; 32/48x CD-ROMDVD combo; 1.44MB network interface card; video 32 MB NVIDIA; a 18 inch flat panel monitor. The computer is used throughout the facility to input, manipulate and retrieve information.
M1825	Printer, Computer	1	VV	High resolution computer printer with a variety of type styles and sheet/envelope feeder trays. Database information reflects network ready, medium duty office style laser printers. Other types of printers (bubble jet, dot matrix, line or plotter) as well as light or heavy use capabilities are available.
M2100	Cart, Shelving, Storage, Mobile, SS	3	VV	Mobile storage shelving cart 72" X 48" X 24" with four shelves. Constructed with corrosion resistant stainless steel and mounted on swivel casters. Designed for large carrying capacity and distribution of items from a central source. Options include wire or solid shelves, oversize casters, ledges, rods, tabs, dividers, drawers and bins as well as back and side enclosures. Casters add 6" to equivalent standing shelf height.
U0008	Mount, Rolling Floor, Assistive Technology	2	VV	This is a single arm mounted to a mobile floor stand. Mounts are compatible with iPads, tablets, laptops, phones, and speech devices when paired with the right device plate. Multiple configurations available to meet patient needs.



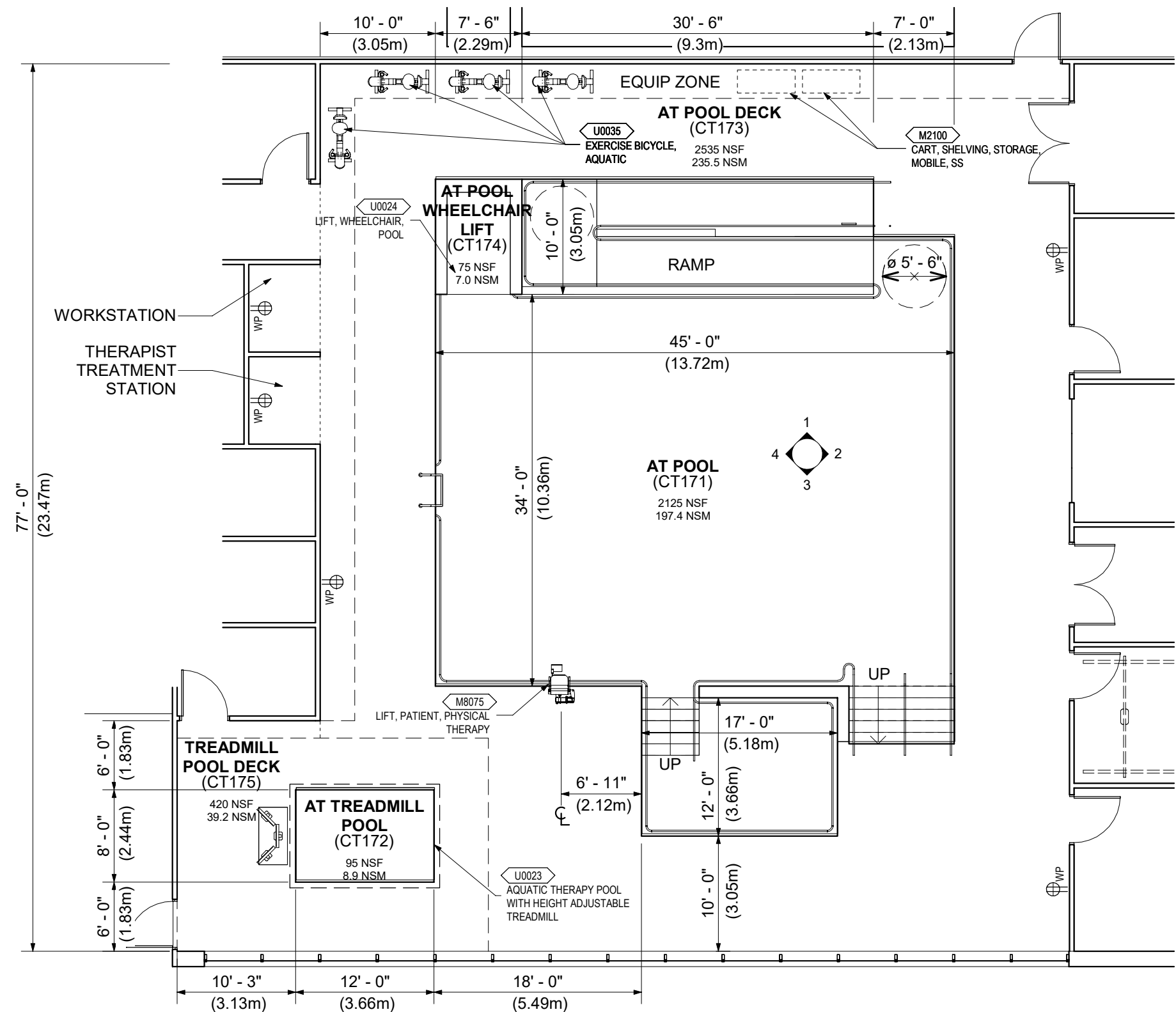
JSN	NAME	QTY	ACQ/INS	DESCRIPTION
U0026	Automatic Feeding Machine	1	VV	This robotic automatic feeding machine is intended to increase the diner's independence and confidence by providing choice among four compartments of food and when food is delivered to a region in front of their mouth. Obi is designed for intermittent use of up to one hour per meal. For people with upper extremity impairment, this device automates the motion of a human arm during eating. Through use of a robotic arm, the device becomes an extension of the user conducting his or her intent of what and when to eat.





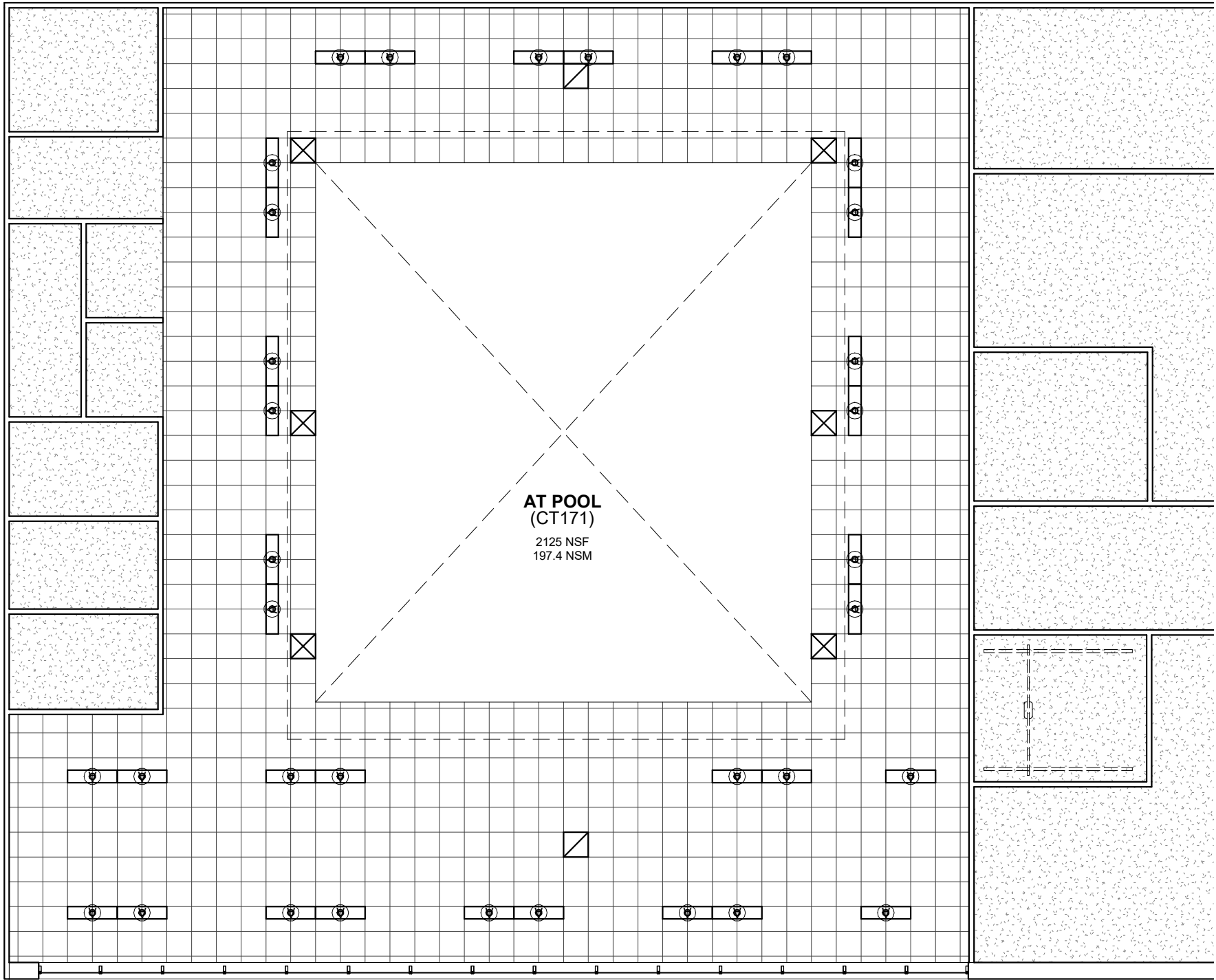


SCALE: 3/32" = 1'-0"

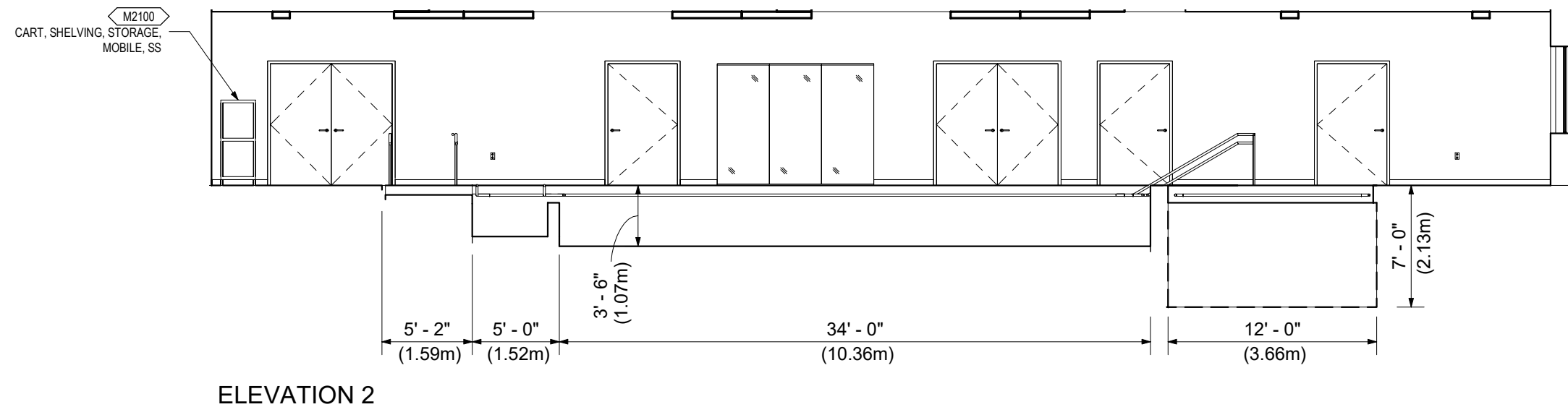
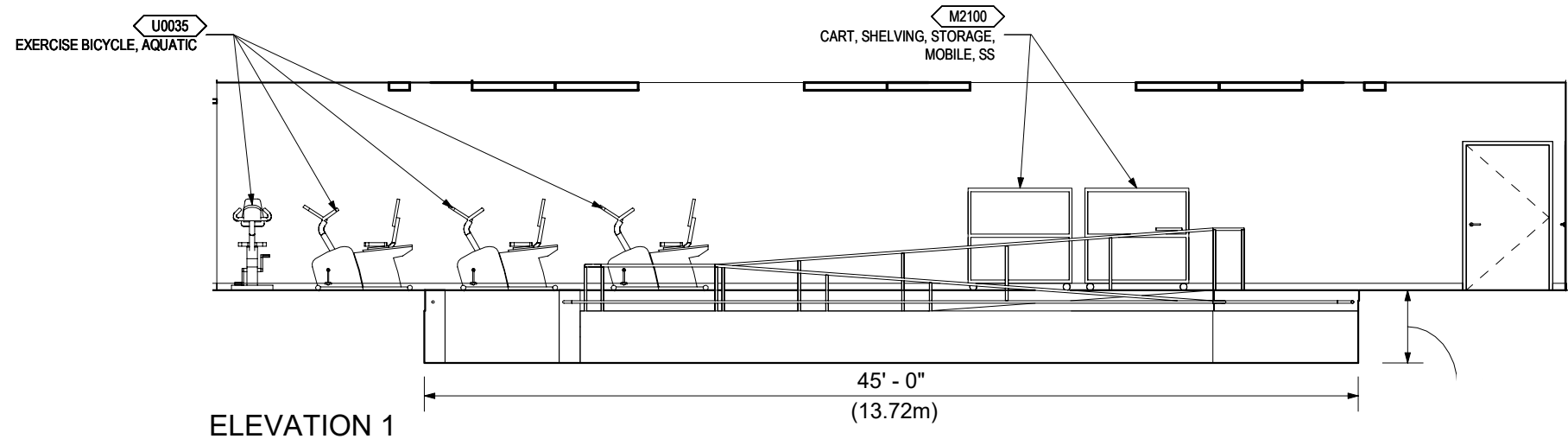




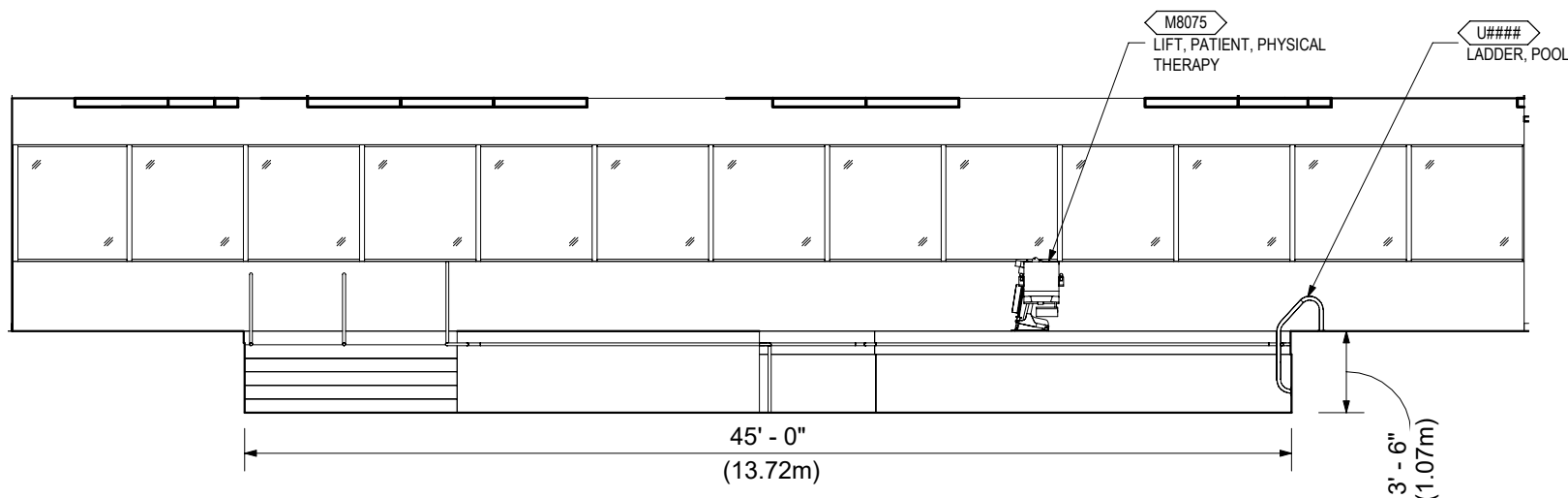
SCALE: 3/32" = 1'-0"



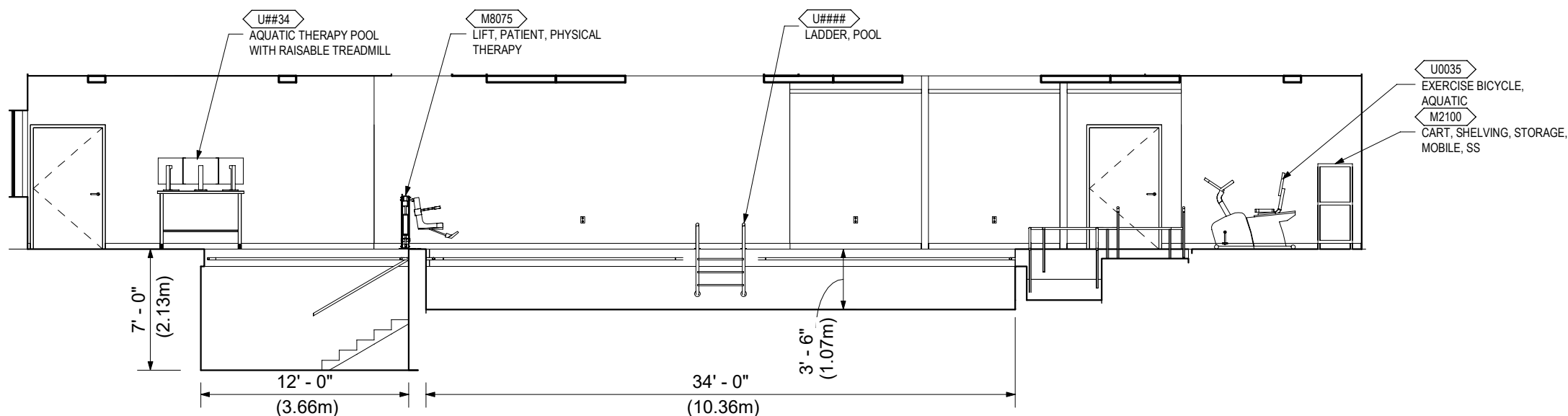
SCALE: 1/8" = 1'-0"



SCALE: 1/8" = 1'-0"



ELEVATION 3



ELEVATION 4

Room Data Sheet: AT Pool, PMR Svc (CT171); AT Treadmill Pool, PMR Svc (CT172); AT Pool Deck, PMR Svc (CT173); AT Pool Wheelchair Lift, PMR Svc (CT174); AT Treadmill Pool Deck, PMR Svc (CT175)

ARCHITECTURAL & INTERIOR DESIGN

Ceiling Type:	Pool, water-resistant AT All others, GYP
Ceiling Height:	Pool, 20'-0" All other rooms, 8'-0"
Ceiling Finish	-
Wall Finish:	PT or CT
Wainscot:	-
Base:	PT, 4"
Floor Finish:	PT
Slab Depression:	SEE PLAN
Sound Protection:	Pool, STC 45
Doors:	Equipment Storage, (3'-8"W x 7"H) All others, (4'W x 7'H)
Special Requirement:	-

LIGHTING

Refer to chapter 4.2.11 in the VA Lighting Design Manual for lighting requirements in Physical/Occupational Therapy spaces.

POWER

Normal Power: Connected to selected receptacles and Equipment.
Emergency Power: Connect selected lighting, receptacles and equipment to the EES. Refer to the VA Electrical Design Manual for information on requirements of the EES.

TELECOMMUNICATION/

SPECIAL TELECOMMUNICATION SYSTEMS

Data:	YES
Telephone:	YES
Cable Television:	NO
Duress Alarm:	YES
Electronic Access and Door Control:	YES
Intercom:	NO
Motion Intrusion Detection (MID):	NO
Nurse Call	NO
Code Blue:	NO
Public Address:	YES
Security Surveillance Television (SSTV)	NO
VA Satellite TV:	NO
Video Teleconferencing (VTEL):	NO

HEATING, VENTILATING AND AIR CONDITIONING

General Requirement:

The HVAC requirements for this suite of rooms are addressed in the VA HVAC Design Manual Room Data Sheets for room codes CT171, CT172, CT173, CT181, SB165, SB166, SB208, SB209, SB210, and SB071.

The VA HVAC Design Manual provides HVAC design considerations for a Therapeutic Pool.

PLUMBING AND MEDICAL GASES

Cold Water:	YES
Hot Water:	YES
Drain:	YES
Reagent Grade Water:	NO
Medical Air:	NO
Medical Vacuum:	NO
Oxygen:	NO
Special Requirement	YES

Notes:

- 1) Ancillary equipment to include pumping, filtration, chemical treatment, water heating, surge, level control, and makeup water. See VA Plumbing Design Manual.

FIRE PROTECTION AND LIFE SAFETY

Alarm Detection:	NO
Alarm Annunciator:	YES
Sprinkler:	YES

Notes:

- 1) Provide weatherproof fire alarm notification devices in Aquatic Center.



AT Pool, PMR Svc (CT171) – Equipment List

JSN	NAME	QTY	ACQ/INS	DESCRIPTION
-	No Medical Equipment	-	-	-

AT Treadmill Pool, PMR Svc (CT172) – Equipment List

JSN	NAME	QTY	ACQ/INS	DESCRIPTION
U0023	Aquatic Therapy Pool with Height Adjustable Treadmill	1	CC	Adjustable floor with variable water depth, patient walk-in or is wheeled onto the floor and lowered to up to 6 feet; 8'x12' water treatment area, accommodates up to four patients, equipped with underwater video monitoring system linked to adjacent computer documentation system, variable speed underwater 8'x12' treadmill to 8.5 mph, remote controlled resistance multi-directional therapy jets, with up to 200 water speeds, and attachable underwater massage hose; platform designed to accommodate removable patient support bars in multiple arrangements, emergency stops.

AT Pool Deck, PMR Svc (CT173) – Equipment List

JSN	NAME	QTY	ACQ/INS	DESCRIPTION
M2100	Cart, Shelving, Storage, Mobile, SS	2	VV	Mobile storage shelving cart 72" X 48" X 24" with four shelves. Constructed with corrosion resistant stainless steel and mounted on swivel casters. Designed for large carrying capacity and distribution of items from a central source. Options include wire or solid shelves, oversize casters, ledges, rods, tabs, dividers, drawers and bins as well as back and side enclosures. Casters add 6" to equivalent standing shelf height.
M8075	Lift, Patient, Physical Therapy	1	CC	Physical therapy patient lift. The unit is constructed of durable stainless steel and bolted to the floor. The lift consists of a water powered hydraulic lift cylinder, lift swing arm and swivel chair with armrests. The unit is equipped with a control panel and below the floor foundation tube. This lift is custom made to meet specific buyer's needs. Refer to JSN descriptions for hydrotherapy baths and whirlpools before specifying this JSN in drawings. Lifts are integral parts of many baths and pools. The unit is used in physical therapy areas.



JSN	NAME	QTY	ACQ/INS	DESCRIPTION
U0035	Exercise Bicycle, Aquatic	4	VV	Aquatic indoor stationary bike made of marine stainless steel AISI 316L (rust proof), that allows the users to pedal while immersed in the water. Pedals mechanism shall allow for continuous movement with constant resistance. Pedals and central pin rotate on synthetic self-lubricated bearing. The resistance can be set at different levels. Resistance is also added by increasing RPM's through acceleration which is a key component in aquatic conditioning. Additional challenges can be met by a change in seat positions, intervals or power pull techniques. Bases: are covered with double anti skid rubber protection for better floor adhesion and protection

AT Pool Wheelchair Lift, PMR Svc (CT174) – Equipment List

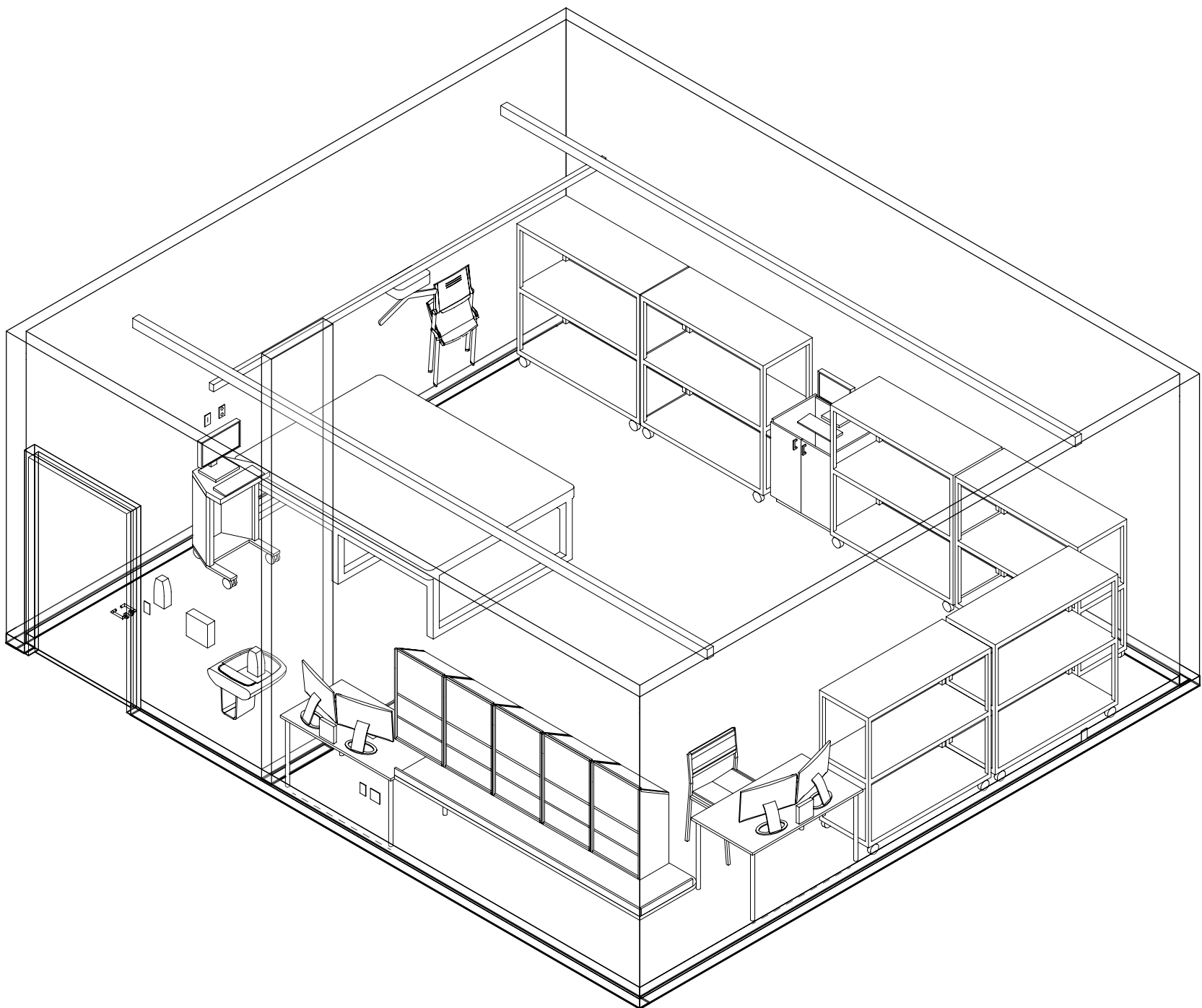
JSN	NAME	QTY	ACQ/INS	DESCRIPTION
U0024	Lift, Wheelchair, Pool	1	CC	Wheelchair lift for pool. Vertical travel platform built into the pool area to accommodate mobility devices. Platform can accommodate wheelchair and person. Height adjustable.

AT Treadmill Pool Deck, PMR Svc (CT175) – Equipment List

JSN	NAME	QTY	ACQ/INS	DESCRIPTION
-	No Medical Equipment	-	-	-



SCALE:






U.S. Department
of Veterans Affairs

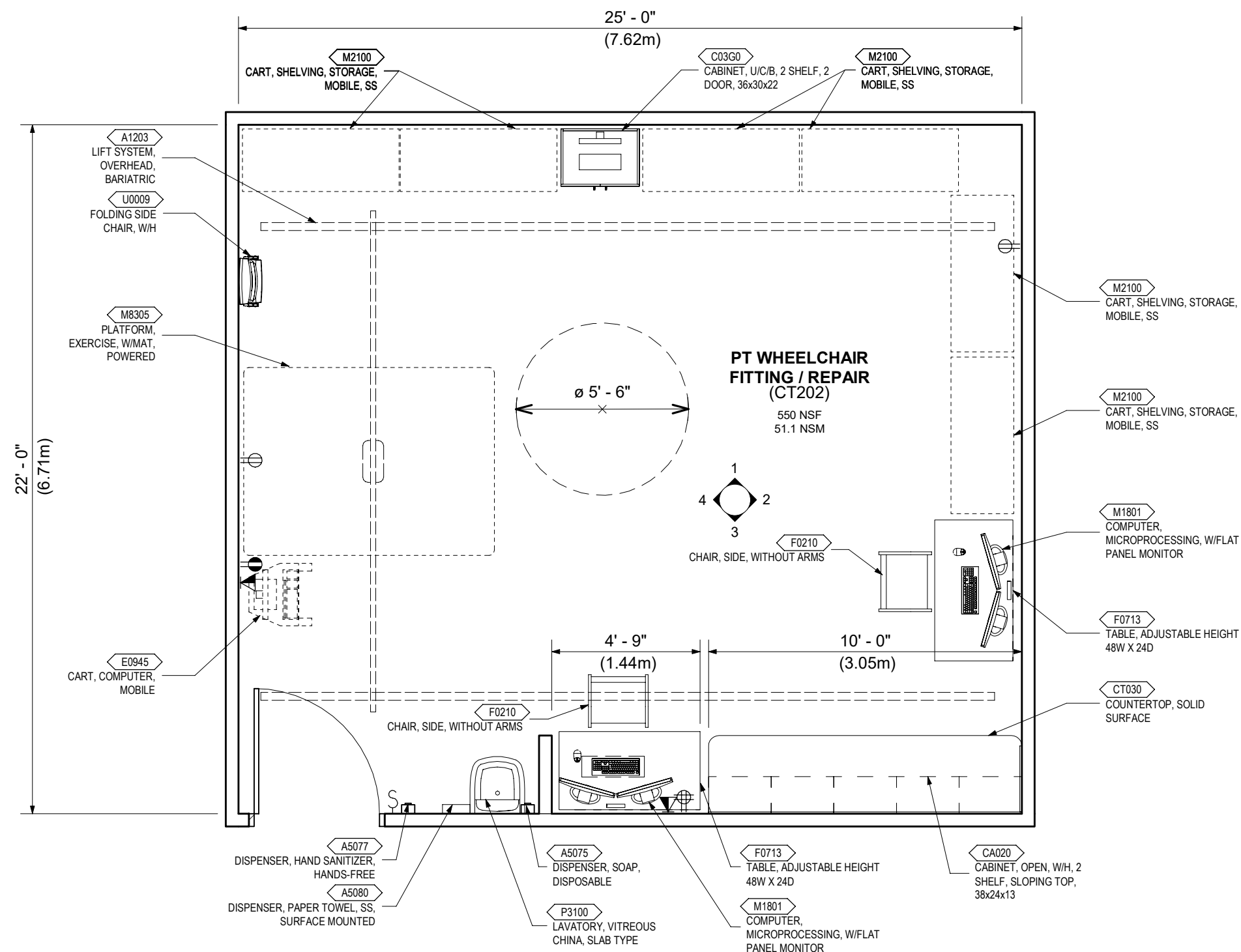
PHYSICAL MEDICINE AND REHABILITATION SERVICE (PMR SVC)
(CT202) WHEELCHAIR FITTING / REPAIR, PMR SVC
INTERACTIVE 3D PDF

SCALE:



DISCLAIMER: ROOM TEMPLATES ARE GRAPHICAL REPRESENTATIONS OF SELECTED ROOM TYPES THAT ILLUSTRATE VA PLANNING REQUIREMENTS FOR SPACE, ROOM CONTENTS, AND ROOM SPECIFIC ENGINEERING SYSTEMS. THEY PROVIDE TYPICAL CONFIGURATIONS, PLANNING CRITERIA, AND GENERAL TECHNICAL GUIDANCE, AND ARE NOT INTENDED TO BE PROJECT SPECIFIC REQUIREMENTS.

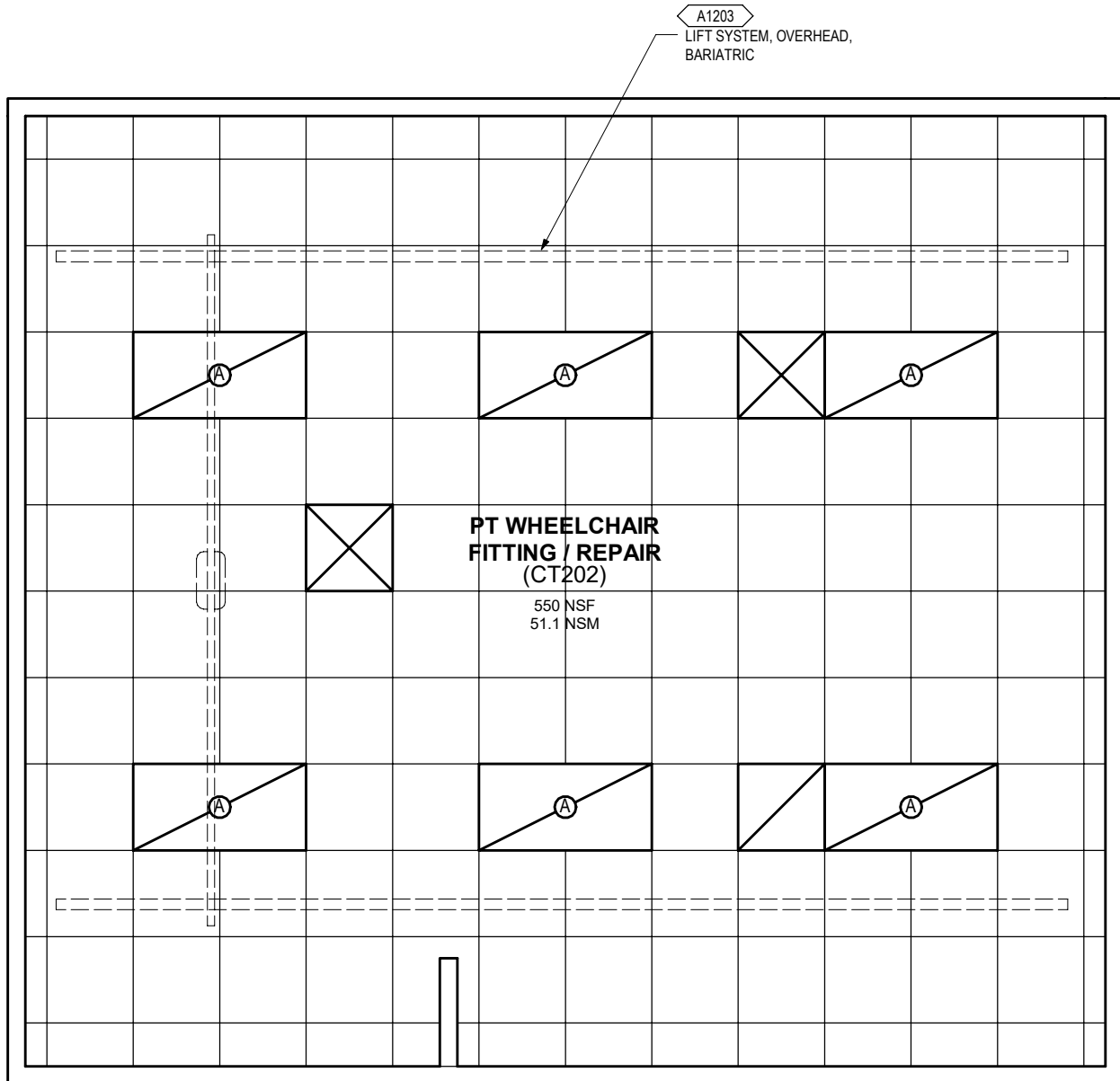
PHYSICAL MEDICINE AND REHABILITATION SERVICE (PMR SVC)
(CT202) WHEELCHAIR FITTING / REPAIR, PMR SVC
FLOOR PLAN





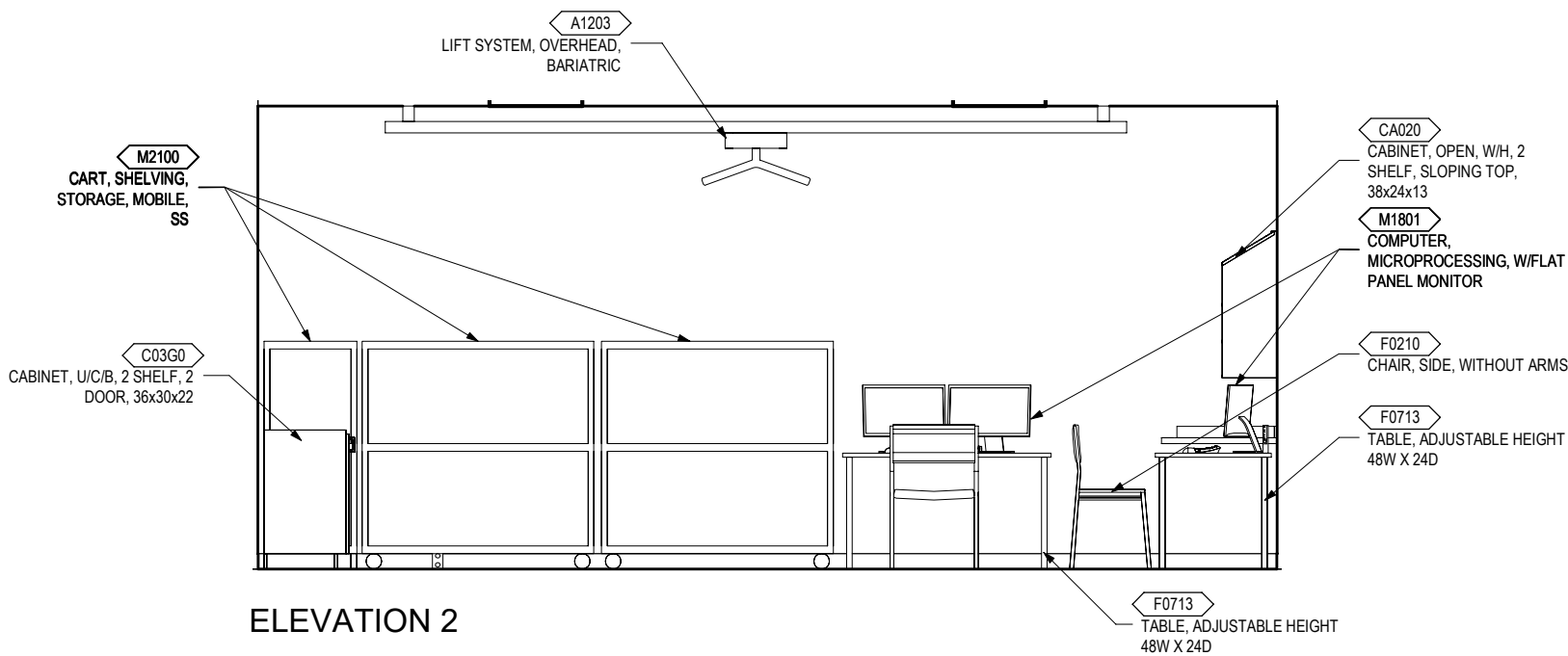
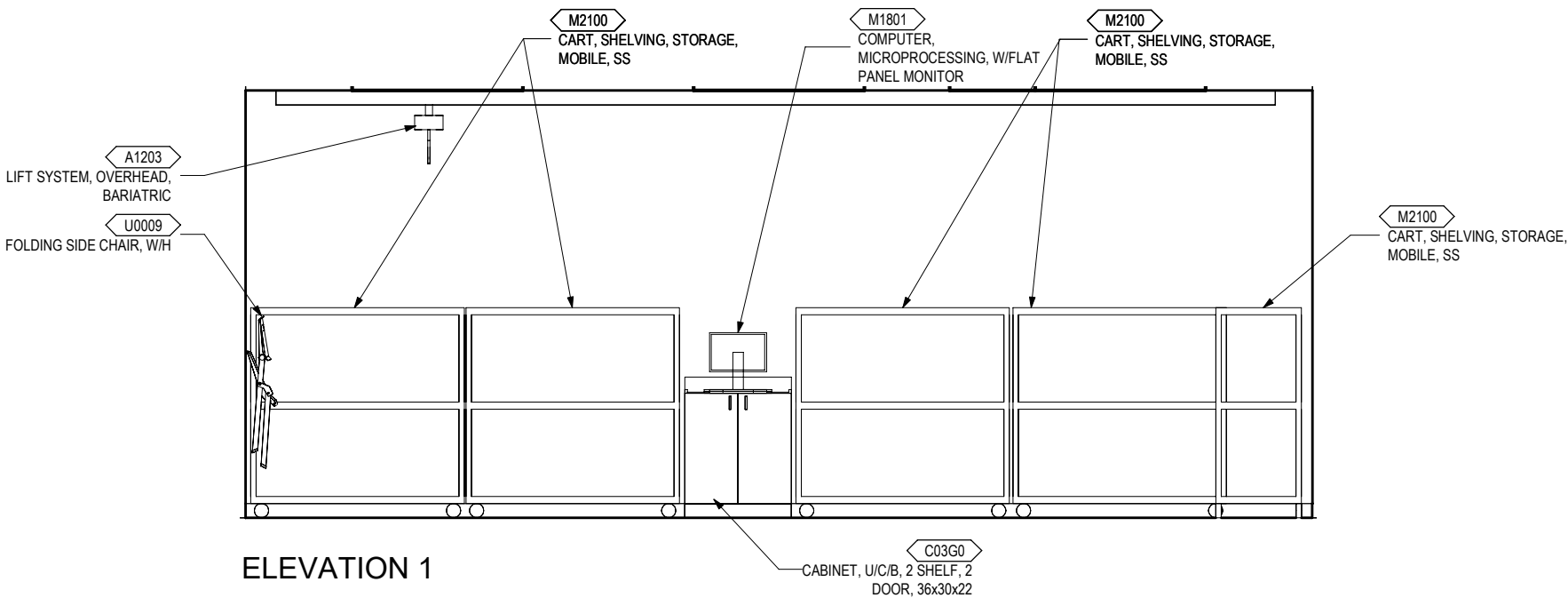
PHYSICAL MEDICINE AND REHABILITATION SERVICE (PMR SVC)
(CT202) WHEELCHAIR FITTING / REPAIR, PMR SVC
REFLECTED CEILING PLAN

SCALE: 1/4" = 1'-0"



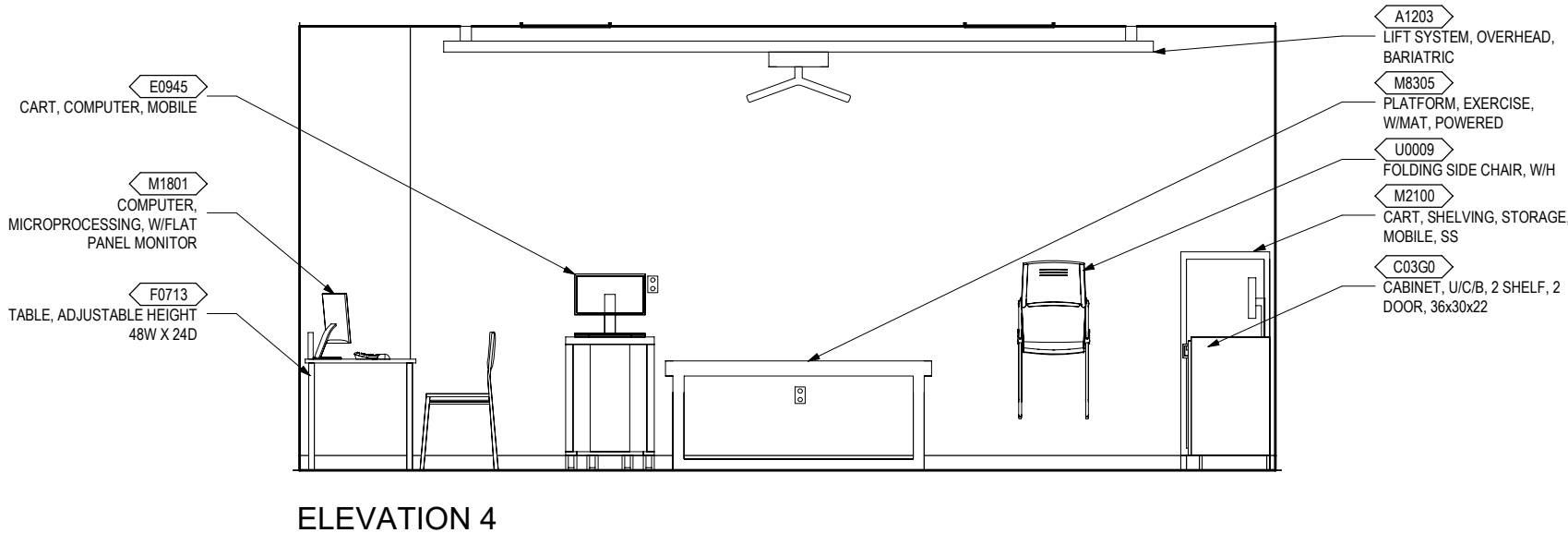
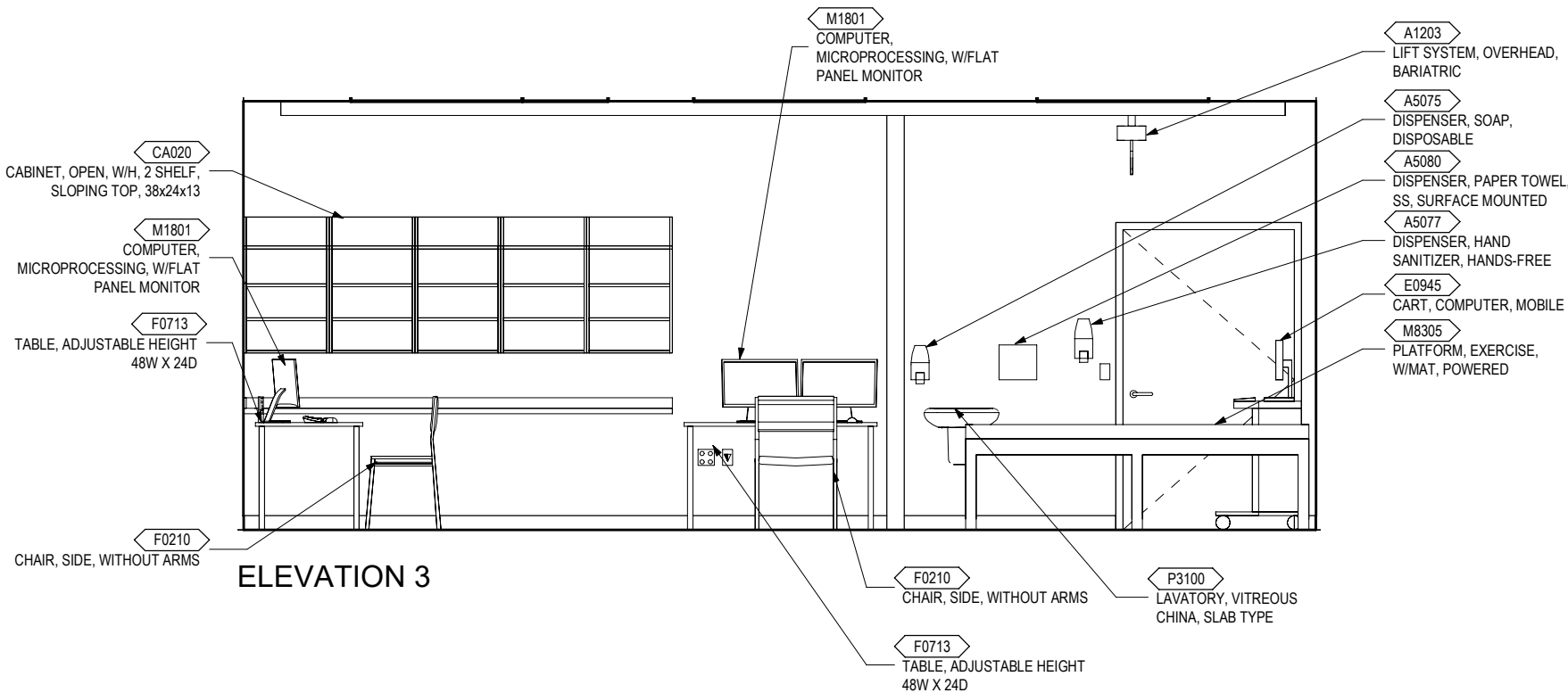
PHYSICAL MEDICINE AND REHABILITATION SERVICE (PMR SVC)
(CT202) WHEELCHAIR FITTING / REPAIR, PMR SVC
ELEVATIONS

SCALE: 1/4" = 1'-0"



PHYSICAL MEDICINE AND REHABILITATION SERVICE (PMR SVC)
(CT202) WHEELCHAIR FITTING / REPAIR, PMR SVC
ELEVATIONS

SCALE: 1/4" = 1'-0"



Room Data Sheet: Wheelchair Fitting /
Repair, PMR Svc (CT202)**ARCHITECTURAL & INTERIOR DESIGN**

Ceiling Type:	AT
Ceiling Height:	10'-0"
Ceiling Finish	
Wall Finish:	P
Wainscot:	RWC, 4'H
Base:	RB
Floor Finish:	LVT
Slab Depression:	-
Sound Protection:	-
Doors:	(3'8"W x 7"H)
Special Requirement:	-

Notes:

- 1) Provide wall guards and/or bumper guards where mobile carts and/or mobile equipment are utilized.

LIGHTING

Refer to chapter 4.2.1 in the VA Lighting Design Manual for lighting requirements in Examination/Treatment Rooms.

POWER

Normal Power: Connected to selected receptacles and Equipment.
Emergency Power: Connect selected lighting, receptacles, and equipment to the EES. Refer to the VA Electrical Design Manual for information on requirements of the EES.

TELECOMMUNICATION/**SPECIAL TELECOMMUNICATION SYSTEMS**

Data:	YES
Telephone:	YES
Cable Television:	NO
Duress Alarm:	NO
Electronic Access and Door Control:	YES
Intercom:	NO
Motion Intrusion Detection (MID):	NO
Nurse Call	NO
Code Blue:	NO
Public Address:	NO
Security Surveillance Television (SSTV)	NO
VA Satellite TV:	NO
Video Teleconferencing (VTEL):	NO
Special Requirement:	

HEATING, VENTILATING AND AIR CONDITIONING

General Requirement:

The HVAC requirements for this room are addressed in the VA HVAC Design Manual Room Data Sheet for room code CT202.

PLUMBING AND MEDICAL GASES

Cold Water:	YES
Hot Water:	YES
Drain:	YES
Reagent Grade Water:	NO
Medical Air:	NO
Medical Vacuum:	NO
Oxygen:	NO
Special Requirement	NO

FIRE PROTECTION AND LIFE SAFETY

Alarm Detection:	NO
Alarm Annunciator:	YES
Sprinkler:	YES



Wheelchair Fitting / Repair, PMR Svc (CT202) – Equipment List

JSN	NAME	QTY	ACQ/INS	DESCRIPTION
A1010	Telecommunication Outlet	2	VV	Telecommunication outlet location.
A1203	Lift System, Overhead, Bariatric	1	VC	An overhead ceiling mounted rail system specifically designed for bariatric patient lifting and movement within a patient room. The system will consist of recessed or ceiling mounted primary and secondary rails, lift motor with carriage, patient harness or seat, and a hand controller or control box with charger (other charging options may be available). System will facilitate lifting and movement of patient to and from bed, to stretcher, chair, bathroom or other requirements. Lifting capacity is 1000 pounds. Custom design of track layout by manufacturer is essential to meet individual facility requirements.
A5075	Dispenser, Soap, Disposable	1	VV	Disposable soap dispenser. One-handed dispensing operation. Designed to accommodate disposable soap cartridge and valve.
A5077	Dispenser, Hand Sanitizer, Hands-Free	1	VV	A touch free wall-mounted hand sanitizer dispenser. For use throughout a healthcare facility. Unit does not include the sanitizing liquid. Units are battery operated.
A5080	Dispenser, Paper Towel, SS, Surface Mounted	1	CC	A surface mounted, satin finish stainless steel, single-fold, paper towel dispenser. Dispenser features: tumbler lock; front hinged at bottom; and refill indicator slot. Minimum capacity 400 single-fold paper towels. For general purpose use throughout the facility.
CA020	Cabinet, Open, W/H, 2 Shelf, Sloping Top, 38x24x13	5	CC	Wall hung open front cabinet with two adjustable shelves and sloping top. Also referred to as an open case. For general purpose use throughout the facility.
C03G0	Cabinet, U/C/B, 2 Shelf, 2 Door, 36x30x22	4	CC	Standing height under counter base cabinet with two adjustable shelves and two solid hinged doors. Also referred to as a cupboard cabinet. For general purpose use throughout the facility.
CT030	Countertop, High Pressure Laminate	1	CC	High pressure laminate countertop (composition of wood particle core with plastic laminate surface) having a hard smooth surface finish, standard thickness of 1", and a 4" butt backsplash/curb. Also referred to as a work surface or work top. Available in a wide choice of colors, patterns, and depths. Used in general purpose areas requiring a basic work surface arrangement with limited heat resistance and poor chemical resistance. Pricing based upon a 24" depth.



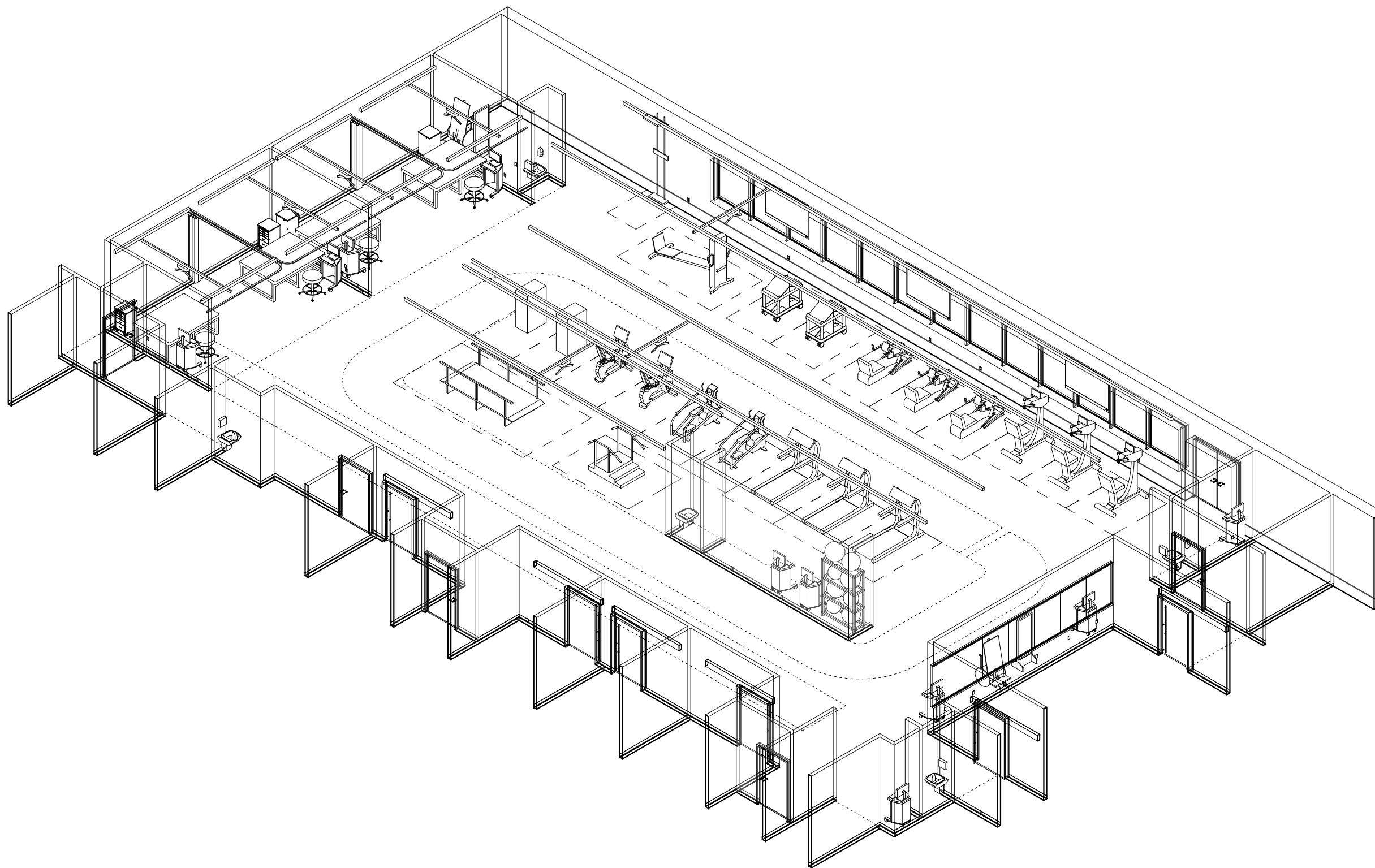
JSN	NAME	QTY	ACQ/INS	DESCRIPTION
E0945	Cart, Computer, Mobile	1	VV	A mobile computer cart for use throughout the facility. The cart dimensions will be approximately 45" H x 30" W x 22" D with casters. May include drawers and miscellaneous other accessories that will be determined at time of purchase. This Typical may include: 1 Cart Body, w/Computer Support, Style-A Narrow, w/Raised Edge Top 1 Flip-Up Shelf 1 Sharps Container Holder 1 Wastebasket 1 Chart Holder 2 Drawers, 3"H 2 Drawers, 6"H 3 Accessory Rail, Side Drawer Organizer Bins
F0210	Chair, Side, Without Arms	1	VV	Upholstered side chair approximately 32" high X 19" wide X 23" deep with floor glides. Seat is non-tilting and without arms.
F0275	Chair, Swivel, High Back	2	VV	Highback contemporary swivel chair, 41" high X 23" wide X 23" deep with five (5) caster swivel base and arms. Chair may be used at desks or in conference rooms. Back and seat are foam padded and upholstered with either woven textile fabric or vinyl.
F0713	Table, Adjustable Height 48W x 24D	2	VV	48W x 24 D adjustable height electric pedestal table with C-foot configuration and integral wire management trough or tray. Height range varies by manufacturer, and model, approximately 22 to 48 inches. Steel tube construction with powder coat finish, and 1 inch thick top with high pressure laminate or wood veneer surface. System includes integral electrical components (including control box, cable trough, power cord for table; U.L. listed pop-up power strip with minimum of two simplex receptacles, data and/or USB ports as needed per facility preference).
M1801	Computer, Microprocessing, w/Flat Panel Monitor	3	VV	Desk top microprocessing computer. The unit shall consist of a central processing mini tower, flat panel monitor, keyboard, mouse and speakers. The system shall have the following minimum characteristics: a 2.8 GHz Pentium processor; 512 MB memory; 80GB hard drive; 32/48x CD-ROM/DVD combo; 1.44MB network interface card; video 32 MB NVIDIA; a 18 inch flat panel monitor. The computer is used throughout the facility to input, manipulate and retrieve information.



JSN	NAME	QTY	ACQ/INS	DESCRIPTION
M2100	Cart, Shelving, Storage, Mobile, SS	6	VV	Mobile storage shelving cart 72" X 48" X 24" with four shelves. Constructed with corrosion resistant stainless steel and mounted on swivel casters. Designed for large carrying capacity and distribution of items from a central source. Options include wire or solid shelves, oversize casters, ledges, rods, tabs, dividers, drawers and bins as well as back and side enclosures. Casters add 6" to equivalent standing shelf height.
M8305	Platform, Exercise, w/Mat, Powered	1	VV	Exercise platform with power height adjustment. The platform rests on one or two pedestal bases which contain the power mechanism for adjusting the table height. The platform top or removable mattress is covered with heavy duty, nylon-reinforced vinyl for durability. The adjustable height feature is designed to accommodate patients who have difficulty sitting or transferring from a wheelchair as well as providing an optimal working height for the physical therapist once the patient is on the table. Larger and smaller units as well as manual crank platform tables are available.
P3100	Lavatory, Vitreous China, Slab Type	1	CC	Wall mounted, slab type, vitreous china, lavatory (approximate bowl size 7"x15"x10") with: faucet holes on 4" centers; gooseneck spout; wrist blade handles; and grid strainer. It shall be suitable for use in clinics, offices, washrooms or patient care area.
U0009	Folding Side Chair, W/H	1	VV	Wall Mounted Folding Side Chair. Wall hung chair that can be folded up when not in use. Weight capacity 300 lbs.



SCALE:






U.S. Department
of Veterans Affairs

PHYSICAL MEDICINE AND REHABILITATION SERVICE (PMR SVC)
PT OPEN TREATMENT AREA - REFERENCE LAYOUT
INTERACTIVE 3D PDF

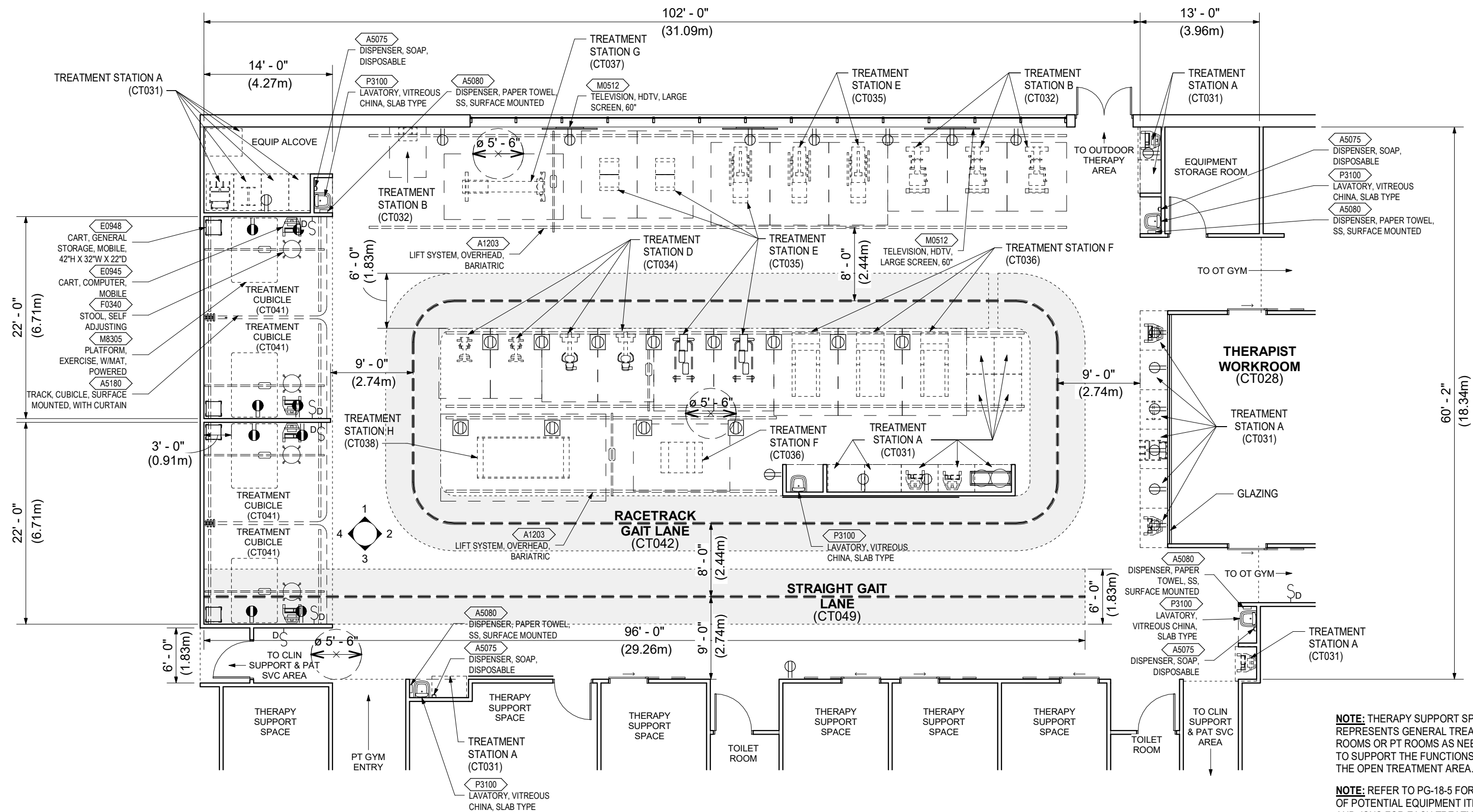
SCALE:



DISCLAIMER: ROOM TEMPLATES ARE GRAPHICAL REPRESENTATIONS OF SELECTED ROOM TYPES THAT ILLUSTRATE VA PLANNING REQUIREMENTS FOR SPACE, ROOM CONTENTS, AND ROOM SPECIFIC ENGINEERING SYSTEMS. THEY PROVIDE TYPICAL CONFIGURATIONS, PLANNING CRITERIA, AND GENERAL TECHNICAL GUIDANCE, AND ARE NOT INTENDED TO BE PROJECT SPECIFIC REQUIREMENTS.

PHYSICAL MEDICINE AND REHABILITATION SERVICE (PMR SVC)
PT OPEN TREATMENT AREA - REFERENCE LAYOUT
REFERENCE PLAN

SCALE: 3/32" = 1'-0"

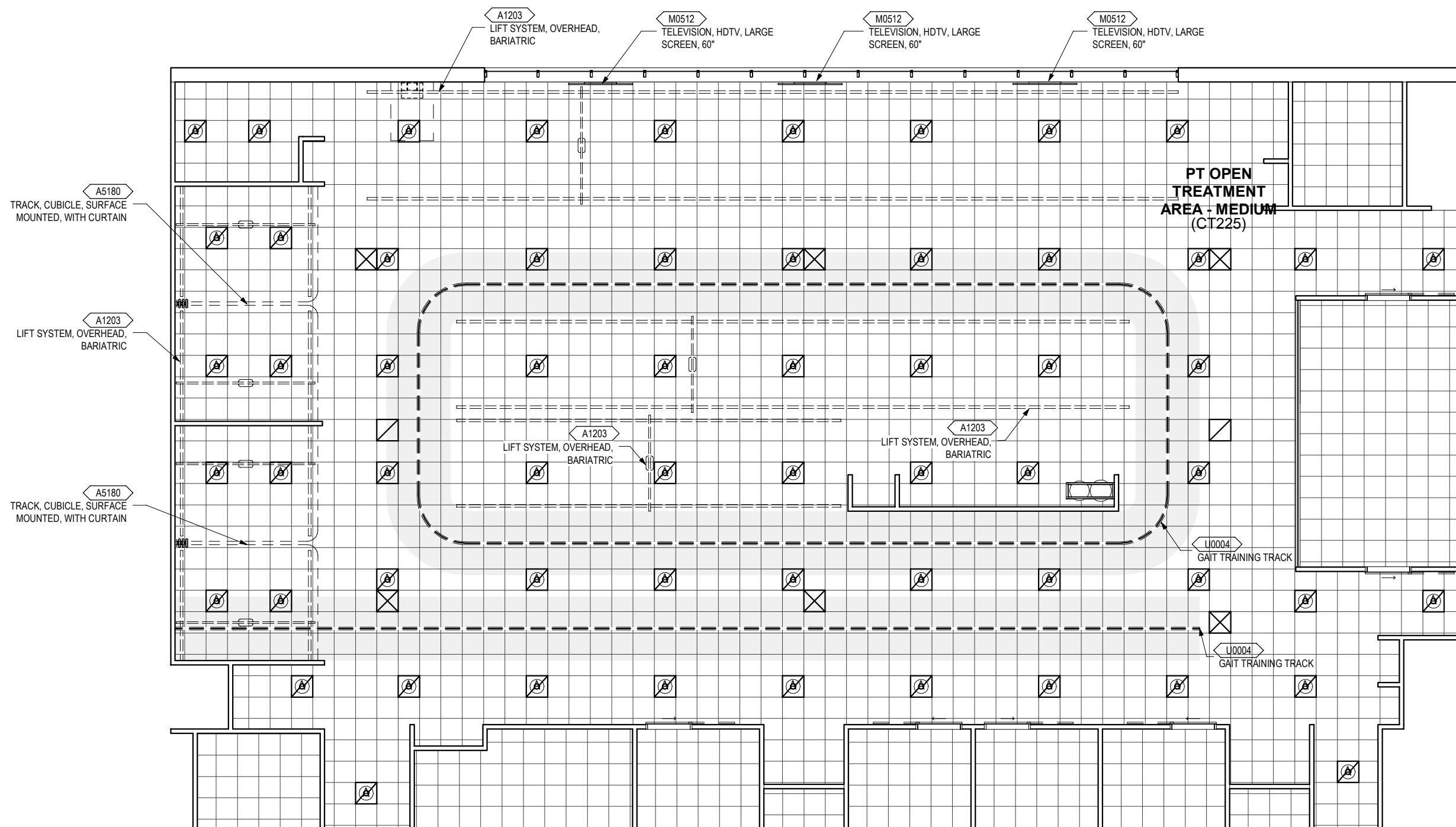


NOTE: THERAPY SUPPORT SPACE REPRESENTS GENERAL TREATMENT ROOMS OR PT ROOMS AS NEEDED TO SUPPORT THE FUNCTIONS OF THE OPEN TREATMENT AREA.

NOTE: REFER TO PG-18-5 FOR A LIST OF POTENTIAL EQUIPMENT ITEMS AND JSNS FOR EACH TREATMENT STATION.

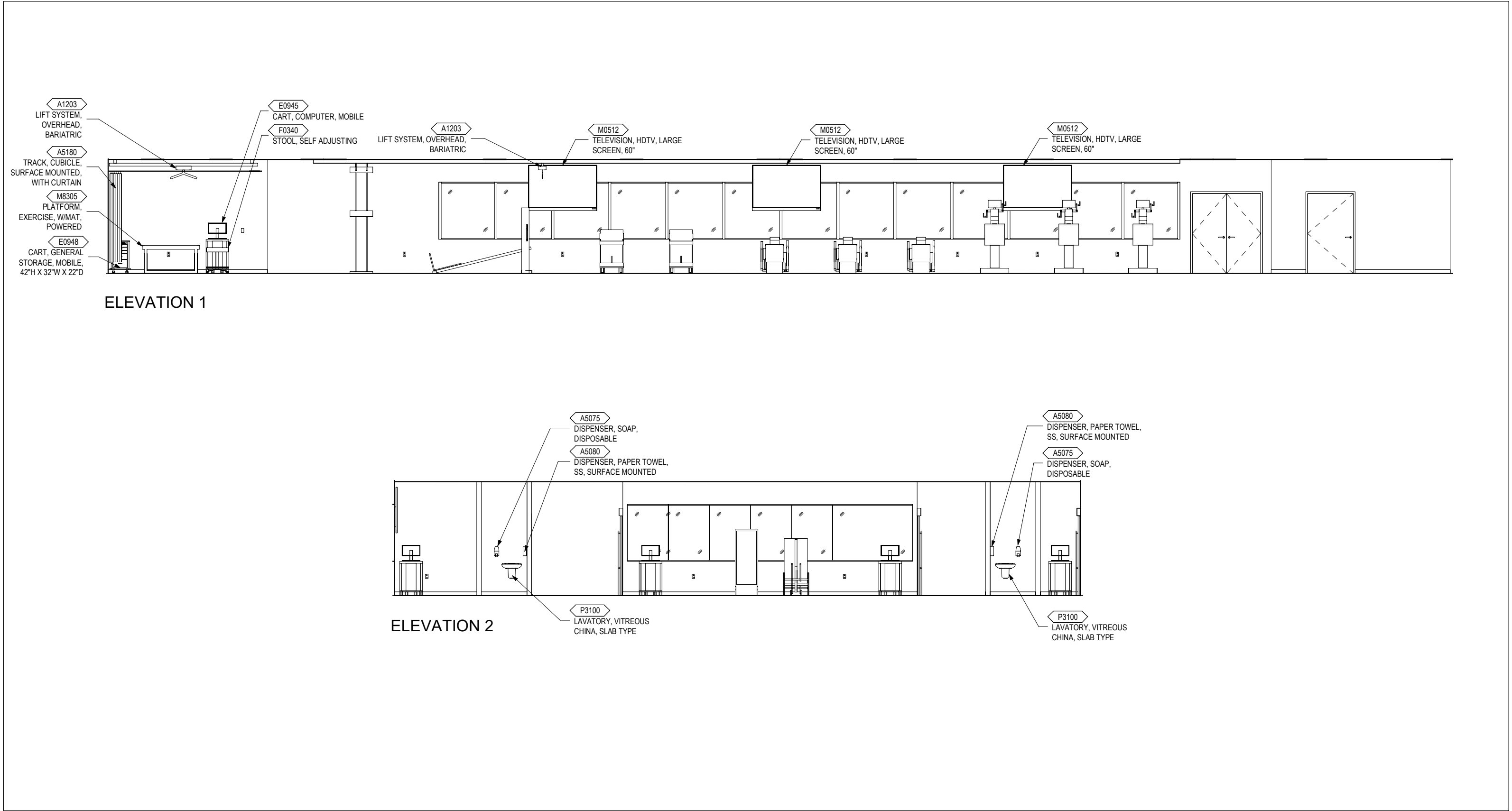
PHYSICAL MEDICINE AND REHABILITATION SERVICE (PMR SVC)
PT OPEN TREATMENT AREA - REFERENCE LAYOUT
REFLECTED CEILING PLAN

SCALE: 3/32" = 1'-0"



PHYSICAL MEDICINE AND REHABILITATION SERVICE (PMR SVC)
PT OPEN TREATMENT AREA - REFERENCE LAYOUT
ELEVATIONS

SCALE: 1/8" = 1'-0"



DISCLAIMER: ROOM TEMPLATES ARE GRAPHICAL REPRESENTATIONS OF SELECTED ROOM TYPES THAT ILLUSTRATE VA PLANNING REQUIREMENTS FOR SPACE, ROOM CONTENTS, AND ROOM SPECIFIC ENGINEERING SYSTEMS. THEY PROVIDE TYPICAL CONFIGURATIONS, PLANNING CRITERIA, AND GENERAL TECHNICAL GUIDANCE, AND ARE NOT INTENDED TO BE PROJECT SPECIFIC REQUIREMENTS.



Room Data Sheet: PT Open Treatment Area

ARCHITECTURAL & INTERIOR DESIGN

Ceiling Type:	AT
Ceiling Height:	10'-0"
Ceiling Finish	
Wall Finish:	P
Wainscot:	-
Base:	RF or WSF (Integral)
Floor Finish:	RF or WSF
Slab Depression:	-
Sound Protection:	-
Doors:	Swing Door (4'W x 7'H)
	Barn Door (42" clear opening x 7'H)
Special Requirement:	-

LIGHTING

Refer to chapter 4.2.11 in the VA Lighting Design Manual for lighting requirements in Physical/Occupational Therapy Rooms.

POWER

Normal Power: Connected to selected receptacles and Equipment.

Emergency Power: Connect selected lighting, receptacles and equipment to the EES. Refer to the VA Electrical Design Manual for information on requirements of the EES.

TELECOMMUNICATION/**SPECIAL TELECOMMUNICATION SYSTEMS**

Data:	YES
Telephone:	YES
Cable Television:	YES
Duress Alarm:	NO
Electronic Access and Door Control:	YES
Intercom:	NO
Motion Intrusion Detection (MID):	NO
Nurse Call	YES
Code Blue:	YES
Public Address:	YES
Security Surveillance Television (SSTV)	NO
VA Satellite TV:	NO
Video Teleconferencing (VTEL):	NO

HEATING, VENTILATING AND AIR CONDITIONING

General Requirement:

The HVAC requirements for this suite of rooms are addressed in the VA HVAC Design Manual Room Data Sheets for room codes CT031, CT032, CT033, CT034, CT035, CT036, CT037, CT038, CT039, CT041, CT042, CT043 and SS215.

PLUMBING AND MEDICAL GASES

Cold Water:	YES
Hot Water:	YES
Drain:	YES
Reagent Grade Water:	NO
Medical Air:	NO
Medical Vacuum:	NO
Oxygen:	NO
Special Requirement	NO

FIRE PROTECTION AND LIFE SAFETY

Alarm Detection:	NO
Alarm Annunciator:	YES
Sprinkler:	YES



PT Open Treatment Area – Equipment Lists

PT Treatment Station A, PMR Svc (CT031) – Equipment List

JSN	NAME	QTY	ACQ/INS	DESCRIPTION
U0002	Standing Frame	1	VV	The modular standing frame allows patients to stop at any point between sitting and standing to acclimate patient as needed with over 60 different positionings. Base unit includes seat, kneepad, tray, chest pad, locking caster and footplates. Optional accessories include but not limited to hip/knee extension, kneepad, chest strap, and oversized tray. Note: This content item is considered the default. Planners have the option to choose between U0002, E0945, F0465, M4116, or U0003 depending on project specific requirements.
E0945	Cart, Computer, Mobile	1	VV	A mobile computer cart for use throughout the facility. The cart dimensions will be approximately 45" H x 30" W x 22" D with casters. May include drawers and miscellaneous other accessories that will be determined at time of purchase. This Typical may include: 1 Cart Body, w/Computer Support, Style-A Narrow, w/Raised Edge Top 1 Flip-Up Shelf 1 Sharps Container Holder 1 Wastebasket 1 Chart Holder 2 Drawers, 3"H 2 Drawers, 6"H 3 Accessory Rail, Side Drawer Organizer Bins Note: This content item is considered an option. Planners can choose between U0002, E0945, F0465, M4116, or U0003 depending on project specific requirements.
F0465	Cabinet, Storage, 2 Door, 5 Shelf	1	VV	Storage cabinet, 78" high X 48" wide X 24" deep with two (2) doors and five (5) adjustable shelves. Note: This content item is considered an option. Planners can choose between U0002, E0945, F0465, M4116, or U0003 depending on project specific requirements.
M4116	Monitor, Vital Signs	1	VV	Electronic sphygmomanometer. LCD displays non-invasive blood pressure, pulse rate and temperature. Used in hospitals and clinics. Includes an optional mobile stand. Note: This content item is considered an option. Planners can choose between U0002, E0945, F0465, M4116, or U0003 depending on project specific requirements.



JSN	NAME	QTY	ACQ/INS	DESCRIPTION
U0003	Rack, Storage, Stability Ball	1	VV	Stability ball storage rack holds 8 balls with casters. Note: This content item is considered an option. Planners can choose between U0002, E0945, F0465, M4116, or U0003 depending on project specific requirements.

PT Treatment Station B, PMR Svc (CT032) – Equipment List

JSN	NAME	QTY	ACQ/INS	DESCRIPTION
M8275	Pulley, Triplex	1	VC	Triplex pulley for physical therapy use. Unit consists of two handles at chest level, two handles at the floor, and two handles suspended from the ceiling. Unit features 20 to 27 pounds of adjustable weights.

PT Treatment Station C, PMR Svc (CT033) – Equipment List

JSN	NAME	QTY	ACQ/INS	DESCRIPTION
-	No Medical Equipment	-	-	-

PT Treatment Station D, PMR Svc (CT034) – Equipment List

JSN	NAME	QTY	ACQ/INS	DESCRIPTION
M8133	Ergometer, Upper Body	1	VV	Ergometer for measuring upper body exertion during an exercise regimen. The unit consists of a seat and a hand crank mechanism at shoulder height. The unit is used for physical rehabilitation protocols and stress testing. The unit quantifiably measures the effort exerted by the patient. Note: This content item is considered the default. Planners have the option to choose between M8133, G1043, or U0001 depending on project specific requirements.



JSN	NAME	QTY	ACQ/INS	DESCRIPTION
G1043	Ergometer, Recumbent Bicycle, Computer Assisted	1	VV	Computer assisted recumbent bicycle aerobic trainer. The trainer provides aerobic workouts on a computer controlled and monitored recumbent bicycle ergometer. The ergometer has several training routines and intensities which either the exerciser or a therapist can select. The unit display provides a readout of work accomplished as well as graphics to motivate the exerciser. Many models offer optional heart rate monitoring and wheels for easy mobility. Depending on the manufacturer and model, the computer is powered by the exerciser or an external source. The database electrical requirements are for those units requiring electrical power. The trainer is used for cardio-respiratory development in a gym or the exercise area of Physical Therapy. Note: This content item is considered an option. Planners can choose between M8133, G1043, or U0001 depending on project specific requirements.
U0001	FES Bike	1	VV	Functional electrical stimulation bicycle/machine. Machine incorporates FES with task specific or motor assistance/resistance activities. Note: This content item is considered an option. Planners have the option to choose M8133, G1043 or U0001 depending on project specific requirements.

PT Treatment Station E, PMR Svc (CT035) – Equipment List

JSN	NAME	QTY	ACQ/INS	DESCRIPTION
G0144	Ergometer, Recumbent Stepper	1	VV	Seated stepping ergometer for total body, arms and/or legs low impact conditioning. The unit features a closed kinetic chain action which combines reciprocal stepping and arm action. The arm settings and seat are adjustable. A battery operated performance computer allows for adjusting workload level. The unit has a heavy duty steel frame construction with low-density plastic covers. Note: This content item is considered the default. Planners have the option to choose between G0144, G1025, or M8210 depending on project specific requirements.



JSN	NAME	QTY	ACQ/INS	DESCRIPTION
G1025	Exercise Machine, Elliptical	1	VV	An elliptical training machine to simulate stair climbing, walking or running without causing excessive pressure to the joints and to decrease risk of impact injuries. Provides a non-impact cardiovascular workout in a gym or in rehabilitation exercise protocols in a physical therapy clinic. The unit includes upper body handlebars for a total workout. The elliptical can be self-powered by user generated motion or electric powered to adjust motion and for supplying electronic consoles and resistance systems. Some models have optional direct or telemetric pulse monitoring. Database electrical specifications are for those models which require power. Refer to the manufacturers' specifications to verify electrical requirements. Note: This content item is considered an option. Planners can choose between G0144, G0125, or M8210 depending on project specific requirements.
M8210	Cart, Weight, Physical Therapy, w/Weights	1	VV	Physical therapy weight cart equipped with weights, two storage shelves, and racks to store dumbbells. Unit is constructed of quality hardwood and mounted on 4 heavy-duty casters. Used for storage of weights. Note: This content item is considered an option. Planners can choose between G0144, G0125, or M8210 depending on project specific requirements.

PT Treatment Station F, PMR Svc (CT036) – Equipment List

JSN	NAME	QTY	ACQ/INS	DESCRIPTION
M8145	Exerciser, Staircase, Convertible	1	VV	Convertible exercise staircase. Staircase is sturdily built in two sections permitting a corner type or straight type arrangement. It consists of steps 30-36" wide and a square platform. It includes handrails to accommodate both children and adults. Both steps and platform are covered with non-slip tread. Note: This content item is considered the default. Planners have the option to choose between M8145 or M8330 depending on project specific requirements.



JSN	NAME	QTY	ACQ/INS	DESCRIPTION
M8330	Treadmill, Electric	1	VV	Electric treadmill. Unit consists of a strong steel frame with front and side handrails covered with foam rubber, a remote control unit and a moving belt with a speed range from 0 to 10 mph. The unit also has a patient-controlled start/stop switch and a resettable distance counter. The motor controls the belt speed and changes the elevation of one end of the treadmill up to a 20 degree incline. The unit can be used as an exercise/therapy apparatus or in the practice of preventive medicine. Because of their power requirements, treadmills are also available as 208V powered units. At 110V, a treadmill may require a dedicated circuit. Refer to the manufacturer's literature and the specific installation site for deciding which voltage to use. See JSN M8185 for treadmill/electrocardiography systems used in cardiology studies. Note: This content item is considered an option. Planners can choose between M8145 or M8330 depending on project specific requirements.

PT Treatment Station G, PMR Svc (CT037) – Equipment List

JSN	NAME	QTY	ACQ/INS	DESCRIPTION
G1012	Exercise Machine, Leg Press/Squat	1	VV	Leg press/squat exercise machine for use in a gymnasium or the exercise area of Physical Therapy. The machine uses a configuration of weights, pulleys and cables or belts to apply resistance against bio-mechanically correct leg movements by the exerciser. The progressive increase of the resistance weight leads to strengthening of the gluteus maximus, quadriceps and hamstring muscles. The database physical dimensions will accommodate a leg press machine or a plate loaded squat station.

PT Treatment Station H, PMR Svc (CT038) – Equipment List

JSN	NAME	QTY	ACQ/INS	DESCRIPTION
M8240	Parallel Bars, Physical Therapy	1	VV	Physical therapy parallel bars. Unit can have manual or electrically powered adjustments. Bar height is adjustable from 25" to 40" and the bar width is adjustable from 16" to 25". Hand rails are chrome plated 1-1/2" steel tubing. Walking aisle is a minimum of 24" wide and finished in natural wood or covered with vinyl matting. Database information reflects 10' or 12' bar length electrically powered units.



PT Treatment Station I, PMR Svc (CT038) – Equipment List

JSN	NAME	QTY	ACQ/INS	DESCRIPTION
-	No Medical Equipment	-	-	-

PT Treatment Cubicle, PMR Svc (CT041) – Equipment List

JSN	NAME	QTY	ACQ/INS	DESCRIPTION
A1203	Lift System, Overhead, Bariatric	1	CC	An overhead ceiling mounted rail system specifically designed for bariatric patient lifting and movement within a patient room. The system will consist of recessed or ceiling mounted primary and secondary rails, lift motor with carriage, patient harness or seat, and a hand controller or control box with charger (other charging options may be available). System will facilitate lifting and movement of patient to and from bed, to stretcher, chair, bathroom or other requirements. Lifting capacity is 1000 pounds. Custom design of track layout by manufacturer is essential to meet individual facility requirements.
A5180	Track, Cubicle, Surface Mounted, With Curtain	22	VV	Surface mounted cubicle track, with curtain. Track constructed of thick extruded aluminum. Equipped with self lubricating carriers, beaded drop chain hooks, and flame resistant curtain. To include removable end caps. Designed to be suspended around patient areas where privacy is needed. Price listed is per foot of the track, curtains to be priced per quote.
E0945	Cart, Computer, Mobile	1	VV	A mobile computer cart for use throughout the facility. The cart dimensions will be approximately 45" H x 30" W x 22" D with casters. May include drawers and miscellaneous other accessories that will be determined at time of purchase. This Typical may include: 1 Cart Body, w/Computer Support, Style-A Narrow, w/Raised Edge Top 1 Flip-Up Shelf 1 Sharps Container Holder 1 Wastebasket 1 Chart Holder 2 Drawers, 3"H 2 Drawers, 6"H 3 Accessory Rail, Side Drawer Organizer Bins
E0948	Cart, General Storage, Mobile, 42"H x 32"W x 22"D	1	VV	THIS TYPICAL INCLUDES: 1 Cart Body, Style-A Narrow, w/Raised Edge Top 2 Drawers, 3" H 4 Drawers, 6" H 1 Accessory Rail, Side Drawer Organizer Bins



JSN	NAME	QTY	ACQ/INS	DESCRIPTION
F0340	Stool, Self Adjusting	1	VV	Self adjusting stool. Consists of a foam padded upholstered seat with attached foot rest for added comfort. Mounted on swivel casters. Designed for doctor's use during examinations.
M8305	Platform, Exercise, w/Mat, Powered	1	VV	Exercise platform with power height adjustment. The platform rests on one or two pedestal bases which contain the power mechanism for adjusting the table height. The platform top or removable mattress is covered with heavy duty, nylon-reinforced vinyl for durability. The adjustable height feature is designed to accommodate patients who have difficulty sitting or transferring from a wheelchair as well as providing an optimal working height for the physical therapist once the patient is on the table. Larger and smaller units as well as manual crank platform tables are available.
U0009	Folding Side Chair, W/H	1	VV	Wall Mounted Folding Side Chair. Wall hung chair that can be folded up when not in use. Weight capacity 300 lbs.

PT Racetrack Gait Lane, PMR Svc (CT042) – Equipment List

JSN	NAME	QTY	ACQ/INS	DESCRIPTION
U0004	Lift System, Gait Training	1	VC	Gait Training Therapy Lift. Dynamic body-weight support from 10 to 200 pounds. Static body-weight support up to 450 lbs. Features tablet with Android operating system with interactive target matching and balance games. Audible, visual and tactile safety alerts. Touchscreen user interface on mobile cart. Ceiling mounted track. Track configuration (i.e. circular, straight) to be design based on facility needs.

PT Straight Gait Lane, PMR Svc (CT049) – Equipment List

JSN	NAME	QTY	ACQ/INS	DESCRIPTION
U0004	Lift System, Gait Training	1	VC	Gait Training Therapy Lift. Dynamic body-weight support from 10 to 200 pounds. Static body-weight support up to 450 lbs. Features tablet with Android operating system with interactive target matching and balance games. Audible, visual and tactile safety alerts. Touchscreen user interface on mobile cart. Ceiling mounted track. Track configuration (i.e. circular, straight) to be design based on facility needs.



PT Veteran Wellness Station, PMR Svc (CT043) – Equipment List

JSN	NAME	QTY	ACQ/INS	DESCRIPTION
A5075	Dispenser, Soap, Disposable	4	VV	Disposable soap dispenser. One-handed dispensing operation. Designed to accommodate disposable soap cartridge and valve.
A5077	Dispenser, Hand Sanitizer, Hands-Free	4	VV	A touch free wall-mounted hand sanitizer dispenser. For use throughout a healthcare facility. Unit does not include the sanitizing liquid. Units are battery operated.
A5080	Dispenser, Paper Towel, SS, Surface Mounted	4	CC	A surface mounted, satin finish stainless steel, single-fold, paper towel dispenser. Dispenser features: tumbler lock; front hinged at bottom; and refill indicator slot. Minimum capacity 400 single-fold paper towels. For general purpose use throughout the facility.
P3100	Lavatory, Vitreous China, Slab Type	4	CC	Wall mounted, slab type, vitreous china, lavatory (approximate bowl size 7"x15"x10") with: faucet holes on 4" centers; gooseneck spout; wrist blade handles; and grid strainer. It shall be suitable for use in clinics, offices, washrooms or patient care area.
R2201	Fountain, Water, CRS, Wall Mounted, 2 Level	4	CC	Drinking water fountain. This unit is a wall mounted, combination handicap and general public (2 level) dispenser. It contains an air cooled compressor with CRS wall protector. Specify with or without glass filler. It provides cool fresh drinking water, for hospitals and commercial office buildings.

PT Treatment Station Support, PMR Svc (CT048) – Equipment List

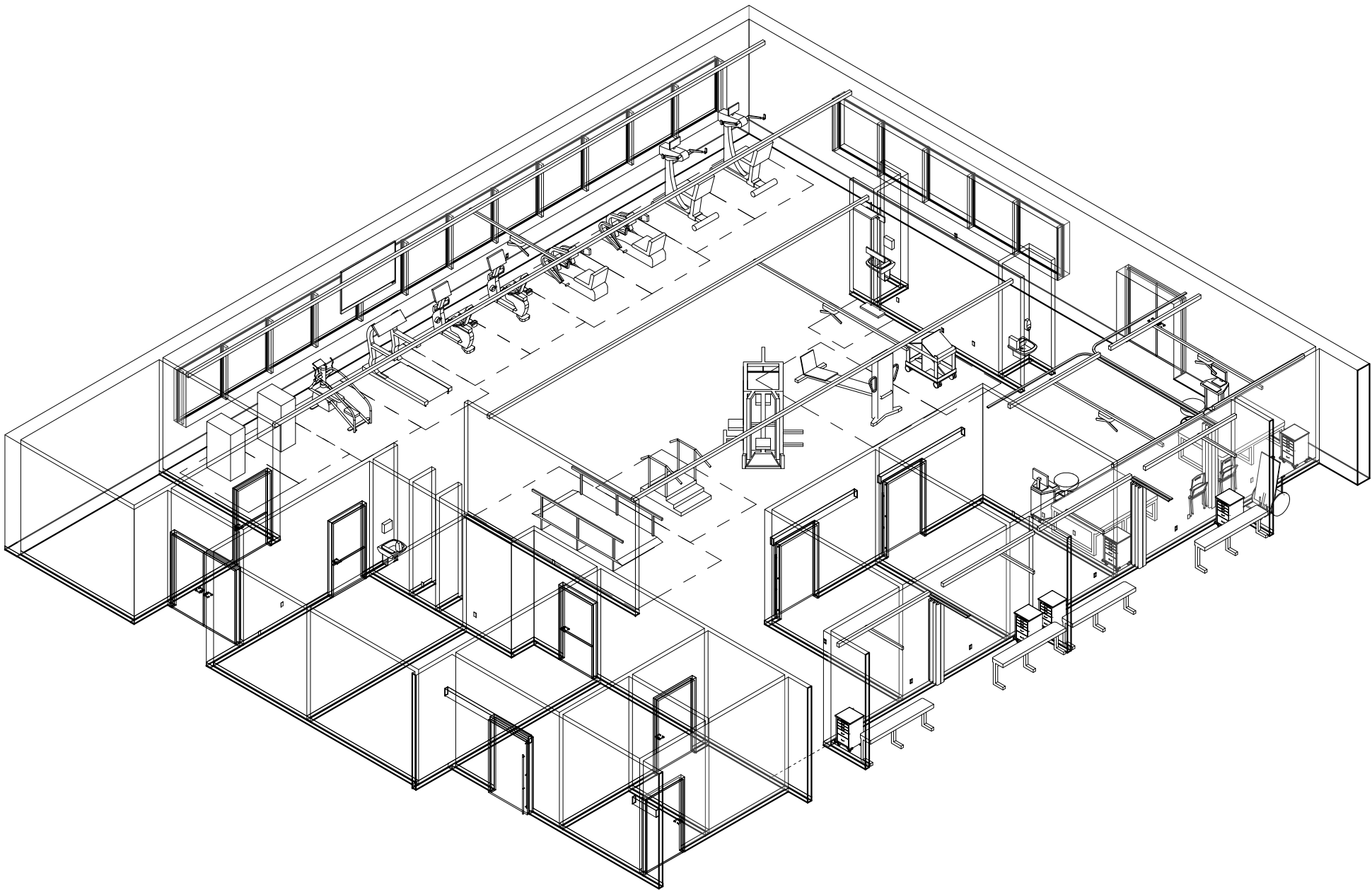
JSN	NAME	QTY	ACQ/INS	DESCRIPTION
A1010	Telecommunication Outlet	10	VV	Telecommunication outlet location.
A1014	Telephone, Wall Mounted, 1 Line, With Speaker	4	VV	Telephone, wall mounted, 1 line, with speaker.
A1082	Mirror, Posture, Mobile	1	VV	Mobile single panel full-body mirror constructed of high quality, distortion-free glass with ANSI safety backing. Framed in finished oak laminate frame and base, mounted on two inch diameter swiveling casters.



JSN	NAME	QTY	ACQ/INS	DESCRIPTION
A1203	Lift System, Overhead, Bariatric	3	CC	An overhead ceiling mounted rail system specifically designed for bariatric patient lifting and movement within a patient room. The system will consist of recessed or ceiling mounted primary and secondary rails, lift motor with carriage, patient harness or seat, and a hand controller or control box with charger (other charging options may be available). System will facilitate lifting and movement of patient to and from bed, to stretcher, chair, bathroom or other requirements. Lifting capacity is 1000 pounds. Custom design of track layout by manufacturer is essential to meet individual facility requirements.
F0340	Stool, Self Adjusting	1	VV	Self adjusting stool. Consists of a foam padded upholstered seat with attached foot rest for added comfort. Mounted on swivel casters. Designed for doctor's use during examinations.
F0355	Footstool, Straight	4	VV	Step stool. Used to assist patients getting on and off exam or surgical tables. Fitted with electrically conductive rubber tips.
M0512	Television, HDTV, Large Screen, 60"	1	VV	A high definition (HDTV) multimedia, slim design, 60"W to 65"W color television. The TV will have a 16.9 wide screen aspect ratio with full HD 1080p resolution and HDMI connections. TV may be LED, Plasma or LCD. TV will include a stand.
M2100	Cart, Shelving, Storage, Mobile, SS	3	VV	Mobile storage shelving cart 72" X 48" X 24" with four shelves. Constructed with corrosion resistant stainless steel and mounted on swivel casters. Designed for large carrying capacity and distribution of items from a central source. Options include wire or solid shelves, oversize casters, ledges, rods, tabs, dividers, drawers and bins as well as back and side enclosures. Casters add 6" to equivalent standing shelf height.



SCALE:






U.S. Department
of Veterans Affairs

PHYSICAL MEDICINE AND REHABILITATION SERVICE (PMR SVC)
KT OPEN TREATMENT AREA - REFERENCE LAYOUT
INTERACTIVE 3D PDF

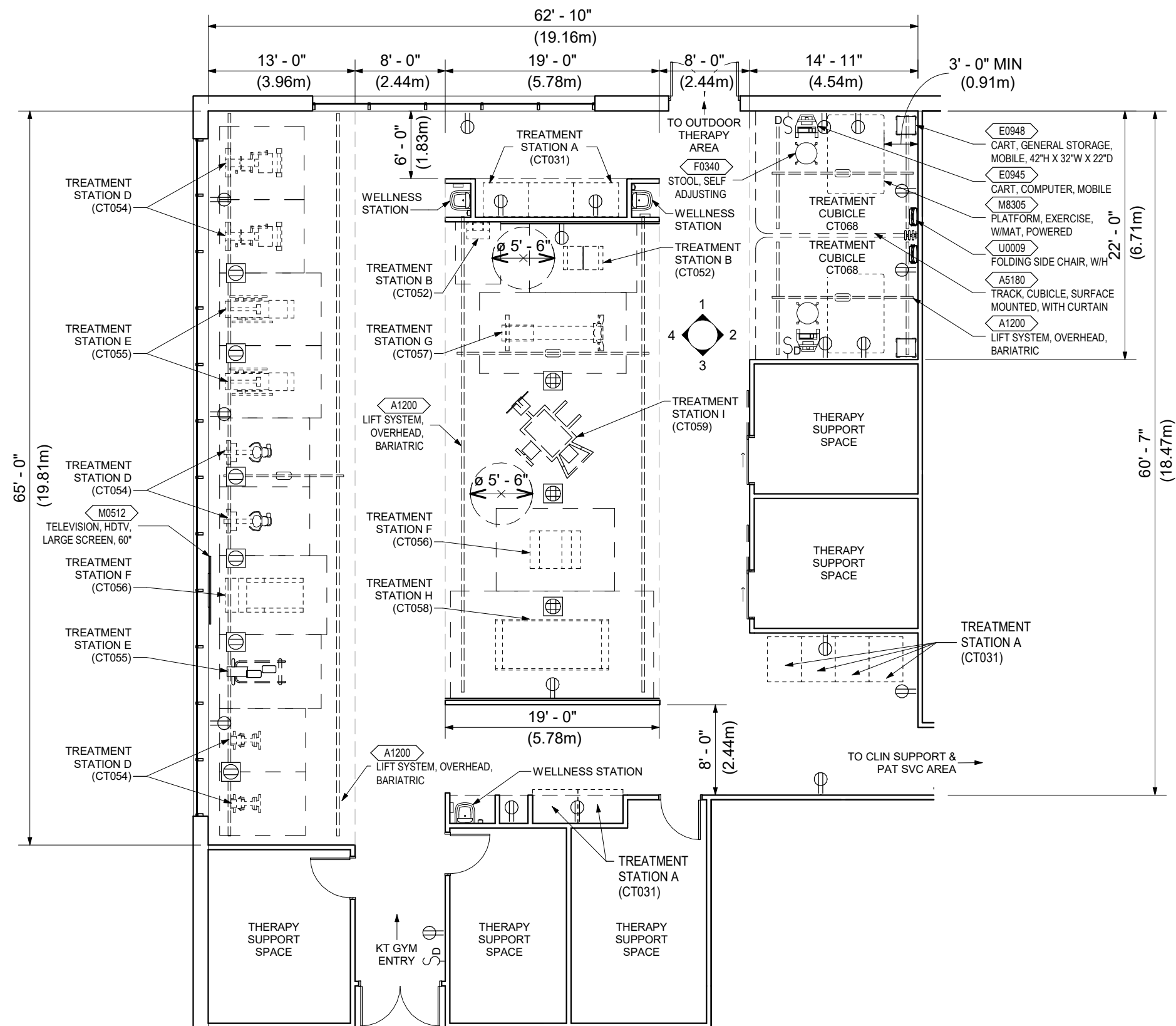
SCALE:



DISCLAIMER: ROOM TEMPLATES ARE GRAPHICAL REPRESENTATIONS OF SELECTED ROOM TYPES THAT ILLUSTRATE VA PLANNING REQUIREMENTS FOR SPACE, ROOM CONTENTS, AND ROOM SPECIFIC ENGINEERING SYSTEMS. THEY PROVIDE TYPICAL CONFIGURATIONS, PLANNING CRITERIA, AND GENERAL TECHNICAL GUIDANCE, AND ARE NOT INTENDED TO BE PROJECT SPECIFIC REQUIREMENTS.

PHYSICAL MEDICINE AND REHABILITATION SERVICE (PMR SVC)
KT OPEN TREATMENT AREA - REFERENCE LAYOUT
REFERENCE PLAN

SCALE: 3/32" = 1'-0"

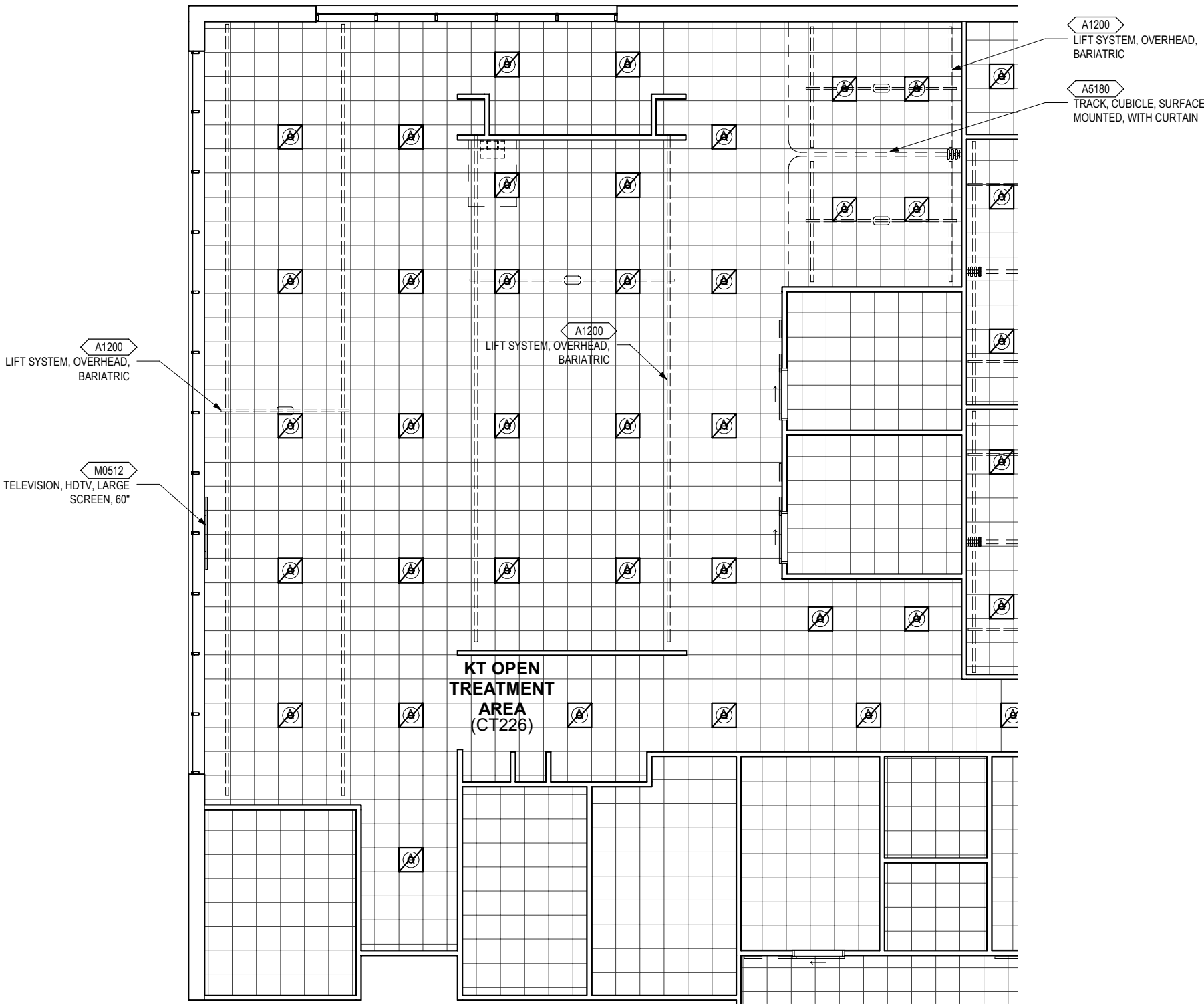


NOTE: THERAPY SUPPORT SPACE REPRESENTS GENERAL TREATMENT ROOMS OR KT ROOMS AS NEEDED TO SUPPORT THE FUNCTIONS OF THE OPEN TREATMENT AREA.

NOTE: REFER TO PG-18-5 FOR A LIST OF POTENTIAL EQUIPMENT ITEMS AND JSNS FOR EACH TREATMENT STATION.

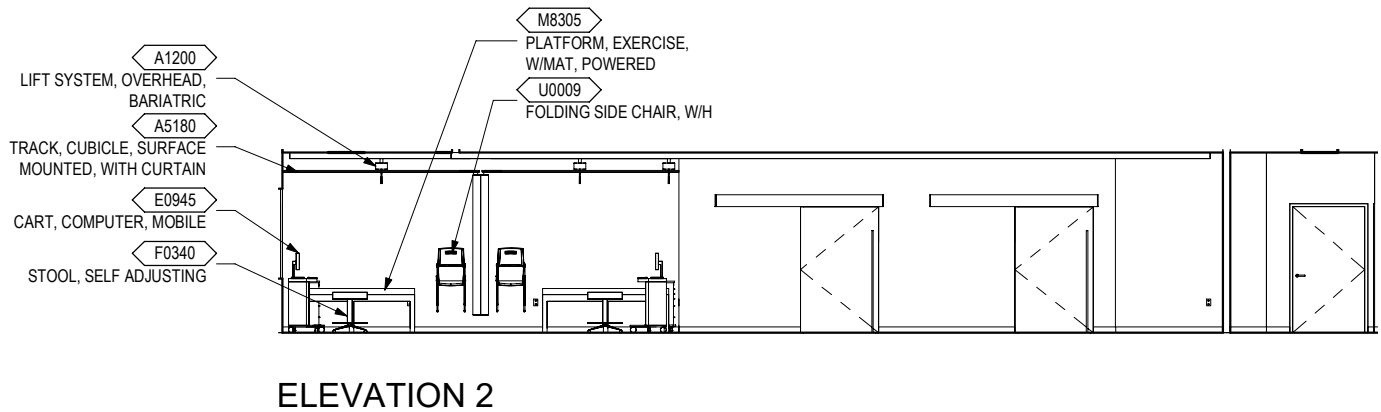
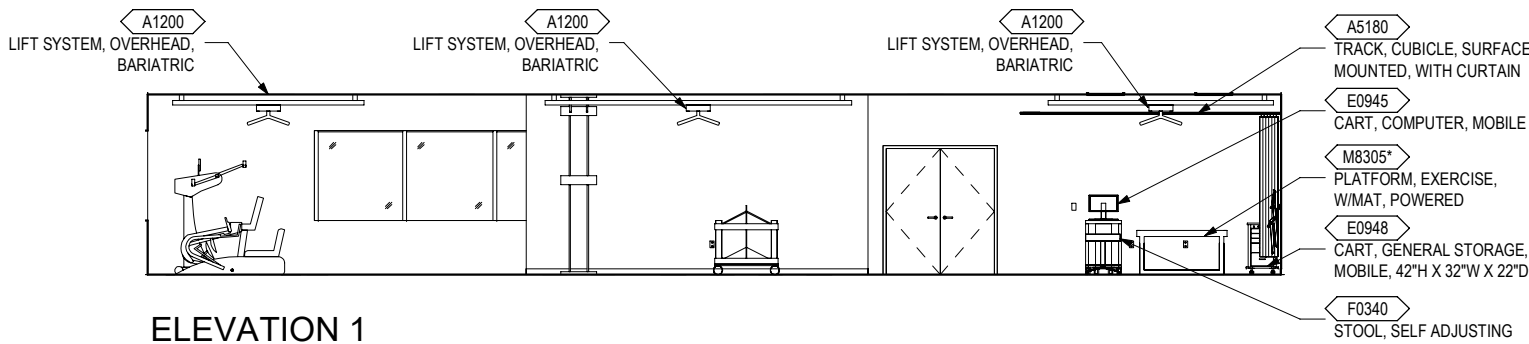
PHYSICAL MEDICINE AND REHABILITATION SERVICE (PMR SVC)
KT OPEN TREATMENT AREA - REFERENCE LAYOUT
REFLECTED CEILING PLAN

SCALE: 3/32" = 1'-0"



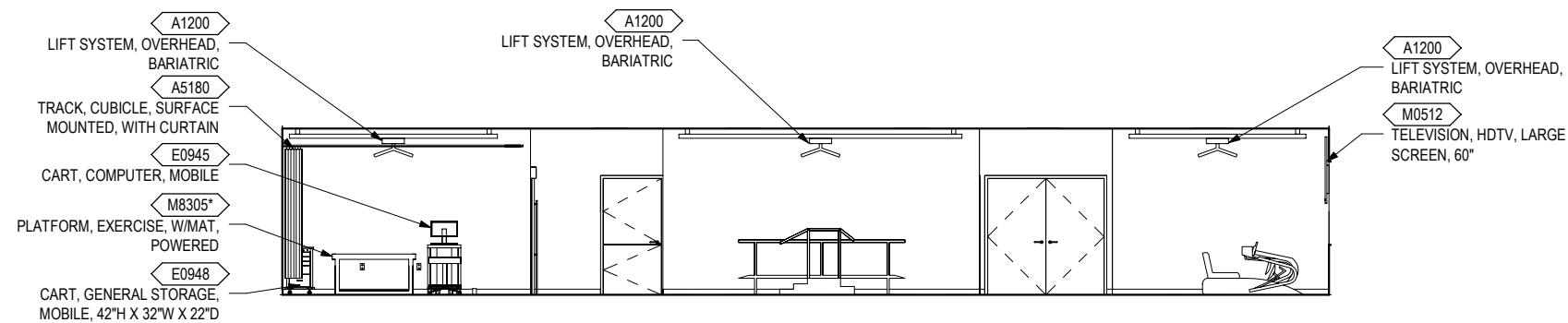
PHYSICAL MEDICINE AND REHABILITATION SERVICE (PMR SVC)
KT OPEN TREATMENT AREA - REFERENCE LAYOUT
ELEVATIONS

SCALE: 3/32" = 1'-0"

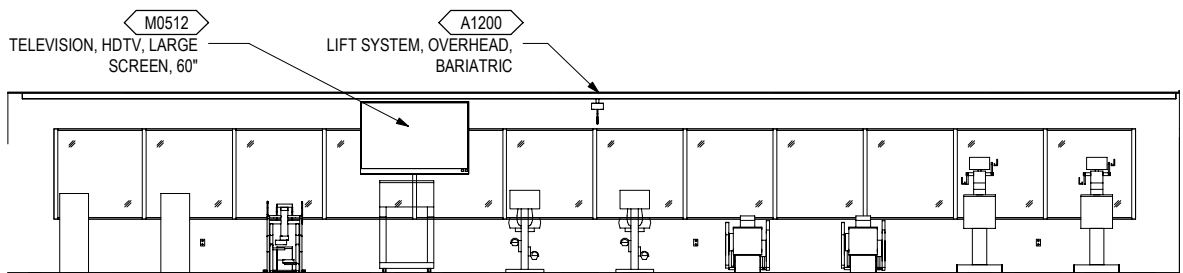


PHYSICAL MEDICINE AND REHABILITATION SERVICE (PMR SVC)
KT OPEN TREATMENT AREA - REFERENCE LAYOUT
ELEVATIONS

SCALE: 3/32" = 1'-0"



ELEVATION 3



ELEVATION 4

Room Data Sheet: KT Open Treatment Area

ARCHITECTURAL & INTERIOR DESIGN

Ceiling Type:	AT
Ceiling Height:	10'-0"
Ceiling Finish	
Wall Finish:	P
Wainscot:	-
Base:	RF or WSF (Integral)
Floor Finish:	RF or WSF
Slab Depression:	-
Sound Protection:	STC 45
Doors:	Swing Door (4'W x 7'H)
	Barn Door (42" clear opening x 7'H)
Special Requirement:	-
Notes:	
1)	See Design and Construction Procedures PG-18-3, "Noise Transmission Control".

LIGHTING

Refer to chapter 4.2.11 in the VA Lighting Design Manual for lighting requirements in Physical/Occupational Therapy Rooms.

POWER

Normal Power: Connected to selected receptacles and Equipment.
Emergency Power: Connect selected lighting, receptacles and equipment to the EES. Refer to the VA Electrical Design Manual for information on requirements of the EES.

TELECOMMUNICATION/**SPECIAL TELECOMMUNICATION SYSTEMS**

Data:	YES
Telephone:	YES
Cable Television:	NO
Duress Alarm:	NO
Electronic Access and Door Control:	YES
Intercom:	YES
Motion Intrusion Detection (MID):	NO
Nurse Call	YES
Code Blue:	YES
Public Address:	NO
Security Surveillance Television (SSTV)	NO
VA Satellite TV:	NO
Video Teleconferencing (VTEL):	NO

HEATING, VENTILATING AND AIR CONDITIONING

General Requirement:

The HVAC requirements for this suite of rooms are addressed in the VA HVAC Design Manual Room Data Sheets for room codes CT051, CT052, CT053, CT054, CT055, CT056, CT057, CT058, CT059, CT062, and SS215.

PLUMBING AND MEDICAL GASES

Cold Water:	YES
Hot Water:	YES
Drain:	YES
Reagent Grade Water:	NO
Medical Air:	NO
Medical Vacuum:	NO
Oxygen:	NO
Special Requirement	NO

FIRE PROTECTION AND LIFE SAFETY

Alarm Detection:	NO
Alarm Annunciator:	YES
Sprinkler:	YES



KT Open Treatment Area – Equipment List

KT Treatment Station A, PMR Svc (CT051) – Equipment List

JSN	NAME	QTY	ACQ/INS	DESCRIPTION
U0002	Standing Frame	1	VV	The modular standing frame allows patients to stop at any point between sitting and standing to acclimate patient as needed with over 60 different positionings. Base unit includes seat, kneepad, tray, chest pad, locking caster and footplates. Optional accessories include but not limited to hip/knee extension, kneepad, chest strap, and oversized tray. Note: This content item is considered the default. Planners have the option to choose between U0002, M4116, or U0003 depending on project specific requirements.
M4116	Monitor, Vital Signs	1	VV	Electronic sphygmomanometer. LCD displays non-invasive blood pressure, pulse rate and temperature. Used in hospitals and clinics. Includes an optional mobile stand. Note: This content item is considered an option. Planners can choose between U0002, M4116, or U0003 depending on project specific requirements.
U0003	Rack, Storage, Stability Ball	1	VV	Stability ball storage rack holds 8 balls with casters. Note: This content item is considered an option. Planners can choose between U0002, M4116 or U0003 depending on project specific requirements.

KT Treatment Station B, PMR Svc (CT052) – Equipment List

JSN	NAME	QTY	ACQ/INS	DESCRIPTION
M8275	Pulley, Triplex	1	VC	Triplex pulley for physical therapy use. Unit consists of two handles at chest level, two handles at the floor, and two handles suspended from the ceiling. Unit features 20 to 27 pounds of adjustable weights.

KT Treatment Station C, PMR Svc (CT053) – Equipment List

JSN	NAME	QTY	ACQ/INS	DESCRIPTION
-	No Equipment	-	-	-



KT Treatment Station D, PMR Svc (CT054) – Equipment List

JSN	NAME	QTY	ACQ/INS	DESCRIPTION
M8133	Ergometer, Upper Body	1	VV	Ergometer for measuring upper body exertion during an exercise regimen. The unit consists of a seat and a hand crank mechanism at shoulder height. The unit is used for physical rehabilitation protocols and stress testing. The unit quantifiably measures the effort exerted by the patient. Note: This content item is considered the default. Planners have the option to choose between M8133, G1043, or U0001 depending on project specific requirements.
G1043	Ergometer, Recumbent Bicycle, Computer Assisted	1	VV	Computer assisted recumbent bicycle aerobic trainer. The trainer provides aerobic workouts on a computer controlled and monitored recumbent bicycle ergometer. The ergometer has several training routines and intensities which either the exerciser or a therapist can select. The unit display provides a readout of work accomplished as well as graphics to motivate the exerciser. Many models offer optional heart rate monitoring and wheels for easy mobility. Depending on the manufacturer and model, the computer is powered by the exerciser or an external source. The database electrical requirements are for those units requiring electrical power. The trainer is used for cardio-respiratory development in a gym or the exercise area of Physical Therapy. Note: This content item is considered an option. Planners can choose between M8133, G1043, or U0001 depending on project specific requirements.
U0001	FES Bike	1	VV	Functional electrical stimulation bicycle/machine. Machine incorporates FES with task specific or motor assistance/resistance activities. Note: This content item is considered an option. Planners can choose between M8133, G1043, or U0001 depending on project specific requirements.



KT Treatment Station E, PMR Svc (CT055) – Equipment List

JSN	NAME	QTY	ACQ/INS	DESCRIPTION
G0144	Ergometer, Recumbent Stepper	1	VV	Seated stepping ergometer for total body, arms and/or legs low impact conditioning. The unit features a closed kinetic chain action which combines reciprocal stepping and arm action. The arm settings and seat are adjustable. A battery operated performance computer allows for adjusting workload level. The unit has a heavy duty steel frame construction with low-density plastic covers. Note: This content item is considered the default. Planners have the option to choose between G1044, G1025, or M8210 depending on project specific requirements.
G1025	Exercise Machine, Elliptical	1	VV	An elliptical training machine to simulate stair climbing, walking or running without causing excessive pressure to the joints and to decrease risk of impact injuries. Provides a non-impact cardiovascular workout in a gym or in rehabilitation exercise protocols in a physical therapy clinic. The unit includes upper body handlebars for a total workout. The elliptical can be self-powered by user generated motion or electric powered to adjust motion and for supplying electronic consoles and resistance systems. Some models have optional direct or telemetric pulse monitoring. Database electrical specifications are for those models which require power. Refer to the manufacturers' specifications to verify electrical requirements. Note: This content item is considered an option. Planners can choose between G1044, G1025, or M8210 depending on project specific requirements.
M8210	Cart, Weight, Physical Therapy, w/Weights	1	VV	Physical therapy weight cart equipped with weights, two storage shelves, and racks to store dumbbells. Unit is constructed of quality hardwood and mounted on 4 heavy-duty casters. Used for storage of weights. Note: This content item is considered an option. Planners can choose between G1044, G1025, or M8210 depending on project specific requirements.



KT Treatment Station F, PMR Svc (CT056) – Equipment List

JSN	NAME	QTY	ACQ/INS	DESCRIPTION
M8145	Exerciser, Staircase, Convertible	1	VV	Convertible exercise staircase. Staircase is sturdily built in two sections permitting a corner type or straight type arrangement. It consists of steps 30-36" wide and a square platform. It includes handrails to accommodate both children and adults. Both steps and platform are covered with non-slip tread. Note: This content item is considered the default. Planners have the option to choose between M8145 or M8330 depending on project specific requirements.
M8330	Treadmill, Electric	1	VV	Electric treadmill. Unit consists of a strong steel frame with front and side handrails covered with foam rubber, a remote control unit and a moving belt with a speed range from 0 to 10 mph. The unit also has a patient-controlled start/stop switch and a resettable distance counter. The motor controls the belt speed and changes the elevation of one end of the treadmill up to a 20 degree incline. The unit can be used as an exercise/therapy apparatus or in the practice of preventive medicine. Because of their power requirements, treadmills are also available as 208V powered units. At 110V, a treadmill may require a dedicated circuit. Refer to the manufacturer's literature and the specific installation site for deciding which voltage to use. See JSN M8185 for treadmill/electrocardiography systems used in cardiology studies. Note: This content item is considered an option. Planners can choose between M8145 or M8330 depending on project specific requirements.

KT Treatment Station G, PMR Svc (CT057) – Equipment List

JSN	NAME	QTY	ACQ/INS	DESCRIPTION
G1012	Exercise Machine, Leg Press/Squat	1	VV	Leg press/squat exercise machine for use in a gymnasium or the exercise area of Physical Therapy. The machine uses a configuration of weights, pulleys and cables or belts to apply resistance against bio-mechanically correct leg movements by the exerciser. The progressive increase of the resistance weight leads to strengthening of the gluteus maximus, quadriceps and hamstring muscles. The database physical dimensions will accommodate a leg press machine or a plate loaded squat station.



KT Treatment Station H, PMR Svc (CT058) – Equipment List

JSN	NAME	QTY	ACQ/INS	DESCRIPTION
M8240	Parallel Bars, Physical Therapy	1	VV	Physical therapy parallel bars. Unit can have manual or electrically powered adjustments. Bar height is adjustable from 25" to 40" and the bar width is adjustable from 16" to 25". Hand rails are chrome plated 1-1/2" steel tubing. Walking aisle is a minimum of 24" wide and finished in natural wood or covered with vinyl matting. Database information reflects 10' or 12' bar length electrically powered units.

KT Treatment Station I, PMR Svc (CT059) – Equipment List

JSN	NAME	QTY	ACQ/INS	DESCRIPTION
G1026	Exercise Apparatus, Weight Training, Multi-Station	1	VV	Multi-station weight training apparatus for physical development and rehabilitation. Unit features a variety of benches, pull bars, supports and seats grouped around a central frame containing one or more weight stacks. Each station is designed to exercise specific muscle groups. A person can perform an extensive weight training routine by moving around the apparatus from station to station. More than one person can use the apparatus simultaneously by training at different stations. The number and types of exercises available depend on the specific model of equipment chosen. Greater system weight capacities for high level athletic competition training are available on some models. The room ceiling may have to be raised to accommodate this equipment. The database specifications refer to a higher end system with a large number of training stations and a standard weight set.



KT Treatment Cubicle, PMR Svc (CT068) – Equipment List

JSN	NAME	QTY	ACQ/INS	DESCRIPTION
A1203	Lift System, Overhead, Bariatric	1	CC	An overhead ceiling mounted rail system specifically designed for bariatric patient lifting and movement within a patient room. The system will consist of recessed or ceiling mounted primary and secondary rails, lift motor with carriage, patient harness or seat, and a hand controller or control box with charger (other charging options may be available). System will facilitate lifting and movement of patient to and from bed, to stretcher, chair, bathroom or other requirements. Lifting capacity is 1000 pounds. Custom design of track layout by manufacturer is essential to meet individual facility requirements.
A5180	Track, Cubicle, Surface Mounted, With Curtain	22	VV	Surface mounted cubicle track, with curtain. Track constructed of thick extruded aluminum. Equipped with self lubricating carriers, beaded drop chain hooks, and flame resistant curtain. To include removable end caps. Designed to be suspended around patient areas where privacy is needed. Price listed is per foot of the track, curtains to be priced per quote.
E0945	Cart, Computer, Mobile	1	VV	A mobile computer cart for use throughout the facility. The cart dimensions will be approximately 45" H x 30" W x 22" D with casters. May include drawers and miscellaneous other accessories that will be determined at time of purchase. This Typical may include: 1 Cart Body, w/Computer Support, Style-A Narrow, w/Raised Edge Top 1 Flip-Up Shelf 1 Sharps Container Holder 1 Wastebasket 1 Chart Holder 2 Drawers, 3"H 2 Drawers, 6"H 3 Accessory Rail, Side Drawer Organizer Bins
E0948	Cart, General Storage, Mobile, 42"H x 32"W x 22"D	1	VV	THIS TYPICAL INCLUDES: 1 Cart Body, Style-A Narrow, w/Raised Edge Top 2 Drawers, 3" H 4 Drawers, 6" H 1 Accessory Rail, Side Drawer Organizer Bins
F0340	Stool, Self Adjusting	1	VV	Self adjusting stool. Consists of a foam padded upholstered seat with attached foot rest for added comfort. Mounted on swivel casters. Designed for doctor's use during examinations.



JSN	NAME	QTY	ACQ/INS	DESCRIPTION
M8305	Platform, Exercise, w/Mat, Powered	1	VV	Exercise platform with power height adjustment. The platform rests on one or two pedestal bases which contain the power mechanism for adjusting the table height. The platform top or removable mattress is covered with heavy duty, nylon-reinforced vinyl for durability. The adjustable height feature is designed to accommodate patients who have difficulty sitting or transferring from a wheelchair as well as providing an optimal working height for the physical therapist once the patient is on the table. Larger and smaller units as well as manual crank platform tables are available.
U0009	Folding Side Chair, W/H	1	VV	Wall Mounted Folding Side Chair. Wall hung chair that can be folded up when not in use. Weight capacity 300 lbs.

KT Veteran Wellness Station, PMR Svc (CT062) – Equipment List

JSN	NAME	QTY	ACQ/INS	DESCRIPTION
A5075	Dispenser, Soap, Disposable	3	VV	Disposable soap dispenser. One-handed dispensing operation. Designed to accommodate disposable soap cartridge and valve.
A5077	Dispenser, Hand Sanitizer, Hands-Free	3	VV	A touch free wall-mounted hand sanitizer dispenser. For use throughout a healthcare facility. Unit does not include the sanitizing liquid. Units are battery operated.
A5080	Dispenser, Paper Towel, SS, Surface Mounted	3	CC	A surface mounted, satin finish stainless steel, single-fold, paper towel dispenser. Dispenser features: tumbler lock; front hinged at bottom; and refill indicator slot. Minimum capacity 400 single-fold paper towels. For general purpose use throughout the facility.
P3100	Lavatory, Vitreous China, Slab Type	3	CC	Wall mounted, slab type, vitreous china, lavatory (approximate bowl size 7"x15"x10") with: faucet holes on 4" centers; gooseneck spout; wrist blade handles; and grid strainer. It shall be suitable for use in clinics, offices, washrooms or patient care area.
R2201	Fountain, Water, CRS, Wall Mounted, 2 Level	3	CC	Drinking water fountain. This unit is a wall mounted, combination handicap and general public (2 level) dispenser. It contains an air cooled compressor with CRS wall protector. Specify with or without glass filler. It provides cool fresh drinking water, for hospitals and commercial office buildings.



KT Treatment Station Support, PMR Svc (CT067) – Equipment List

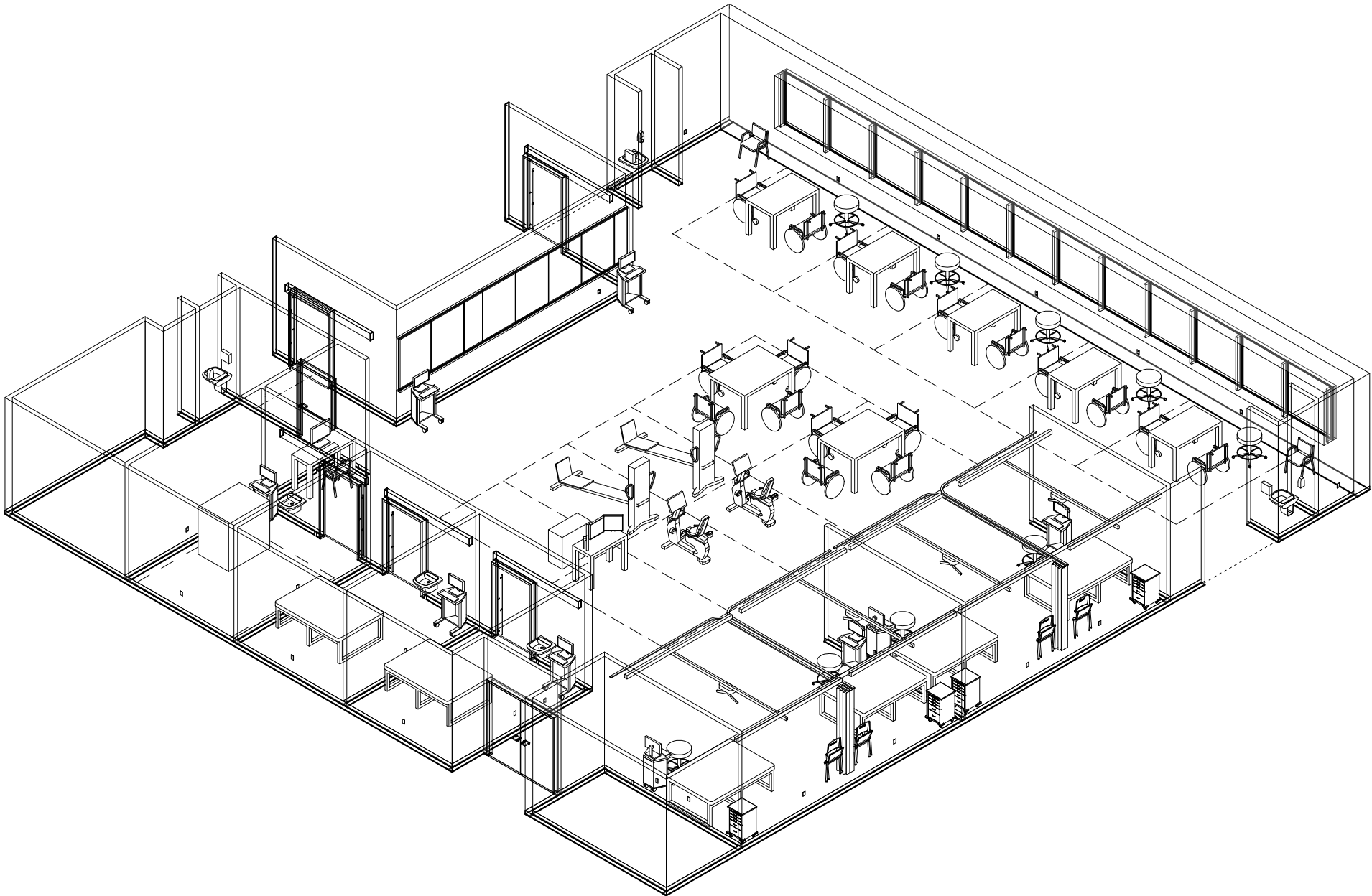
JSN	NAME	QTY	ACQ/INS	DESCRIPTION
A1010	Telecommunication Outlet	10	VV	Telecommunication outlet location.
A1014	Telephone, Wall Mounted, 1 Line, With Speaker	4	VV	Telephone, wall mounted, 1 line, with speaker.
A1082	Mirror, Posture, Mobile	1	VV	Mobile single panel full-body mirror constructed of high quality, distortion-free glass with ANSI safety backing. Framed in finished oak laminate frame and base, mounted on two inch diameter swiveling casters.
A1203	Lift System, Overhead, Bariatric	2	CC	An overhead ceiling mounted rail system specifically designed for bariatric patient lifting and movement within a patient room. The system will consist of recessed or ceiling mounted primary and secondary rails, lift motor with carriage, patient harness or seat, and a hand controller or control box with charger (other charging options may be available). System will facilitate lifting and movement of patient to and from bed, to stretcher, chair, bathroom or other requirements. Lifting capacity is 1000 pounds. Custom design of track layout by manufacturer is essential to meet individual facility requirements.
E0948	Cart, General Storage, Mobile, 42"H x 32"W x 22"D	2	VV	THIS TYPICAL INCLUDES: 1 Cart Body, Style-A Narrow, w/Raised Edge Top 2 Drawers, 3" H 4 Drawers, 6" H 1 Accessory Rail, Side Drawer Organizer Bins
F0340	Stool, Self Adjusting	1	VV	Self adjusting stool. Consists of a foam padded upholstered seat with attached foot rest for added comfort. Mounted on swivel casters. Designed for doctor's use during examinations.
F0465	Cabinet, Storage, 2 Door, 5 Shelf	2	VV	Storage cabinet, 78" high X 48" wide X 24" deep with two (2) doors and five (5) adjustable shelves.
F0355	Footstool, Straight	4	VV	Step stool. Used to assist patients getting on and off exam or surgical tables. Fitted with electrically conductive rubber tips.
F2000	Basket, Wastepaper, Fire Resistant	4	VV	Wastepaper basket, fire resistant, approximately 40 quart capacity. This unit is used to collect and temporarily store small quantities of paper refuse in patient rooms, administrative areas and nursing stations. Size and shape varies depending on the application and manufacturer selected.



JSN	NAME	QTY	ACQ/INS	DESCRIPTION
F3200	Clock, Battery, 12" Diameter	2	VV	Clock, 12" diameter. Round surface, easy to read numbers with sweep second hand. Wall mounted unit for use when impractical to install a fully synchronized clock system. Battery operated, (batteries not included).
M0512	Television, HDTV, Large Screen, 60"	1	VV	A high definition (HDTV) multimedia, slim design, 60"W to 65"W color television. The TV will have a 16.9 wide screen aspect ratio with full HD 1080p resolution and HDMI connections. TV may be LED, Plasma or LCD. TV will include a stand.



SCALE:






U.S. Department
of Veterans Affairs

PHYSICAL MEDICINE AND REHABILITATION SERVICE (PMR SVC)
OT OPEN TREATMENT AREA - REFERENCE LAYOUT
INTERACTIVE 3D PDF

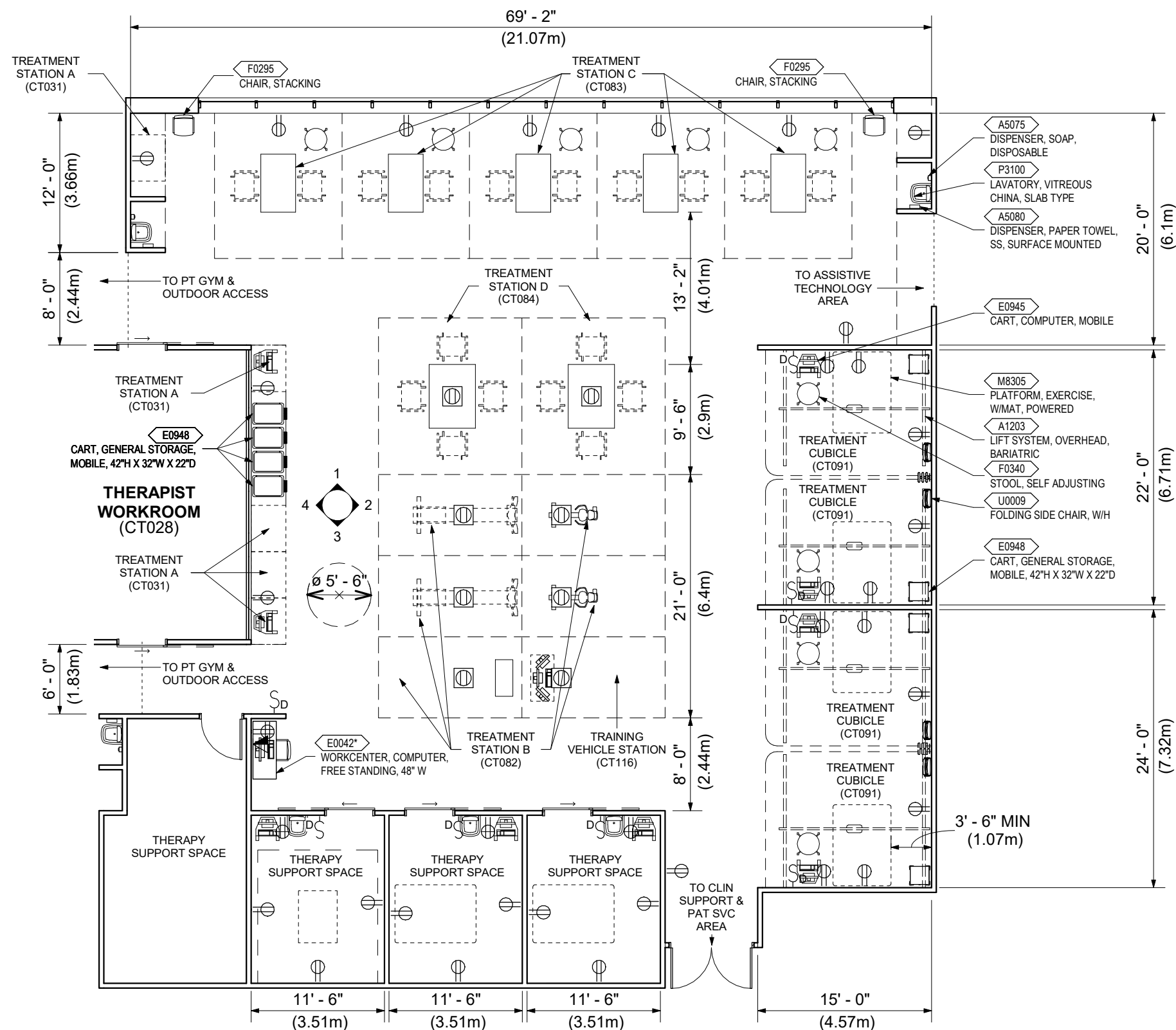
SCALE:



DISCLAIMER: ROOM TEMPLATES ARE GRAPHICAL REPRESENTATIONS OF SELECTED ROOM TYPES THAT ILLUSTRATE VA PLANNING REQUIREMENTS FOR SPACE, ROOM CONTENTS, AND ROOM SPECIFIC ENGINEERING SYSTEMS. THEY PROVIDE TYPICAL CONFIGURATIONS, PLANNING CRITERIA, AND GENERAL TECHNICAL GUIDANCE, AND ARE NOT INTENDED TO BE PROJECT SPECIFIC REQUIREMENTS.


PHYSICAL MEDICINE AND REHABILITATION SERVICE (PMR SVC)
OT OPEN TREATMENT AREA - REFERENCE LAYOUT
REFERENCE PLAN

SCALE: 3/32" = 1'-0"

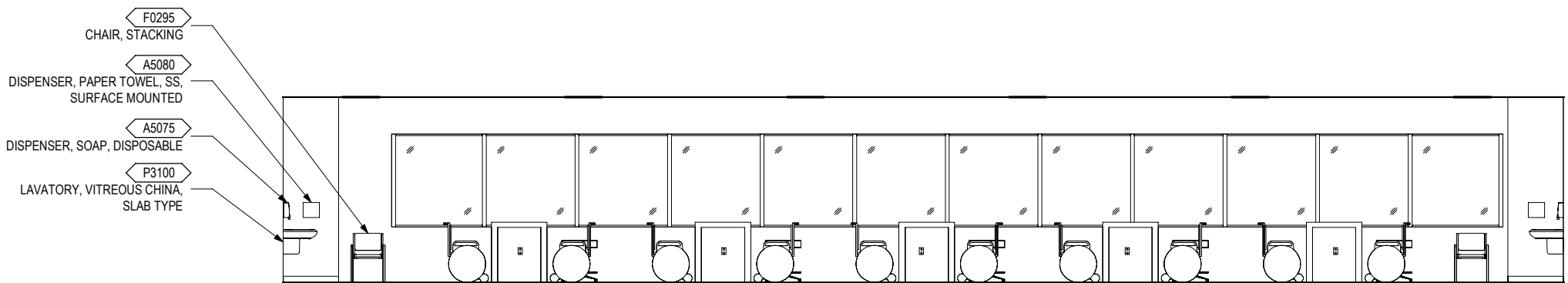


NOTE: THERAPY SUPPORT SPACE REPRESENTS GENERAL TREATMENT ROOMS OR OT ROOMS AS NEEDED TO SUPPORT THE FUNCTIONS OF THE OPEN TREATMENT AREA.

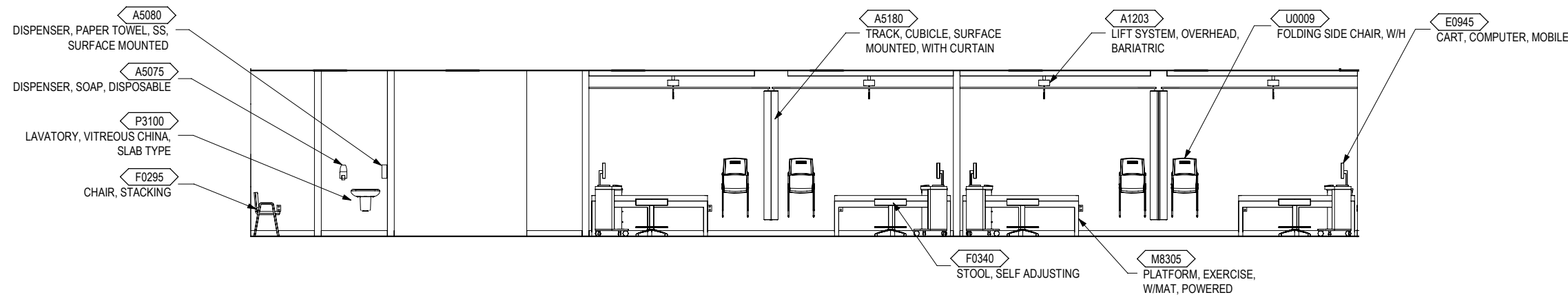
NOTE: REFER TO PG-18-5 FOR A LIST OF POTENTIAL EQUIPMENT ITEMS AND JSNS FOR EACH TREATMENT STATION.



PHYSICAL MEDICINE AND REHABILITATION SERVICE (PMR SVC)
OT OPEN TREATMENT AREA - REFERENCE LAYOUT
ELEVATIONS



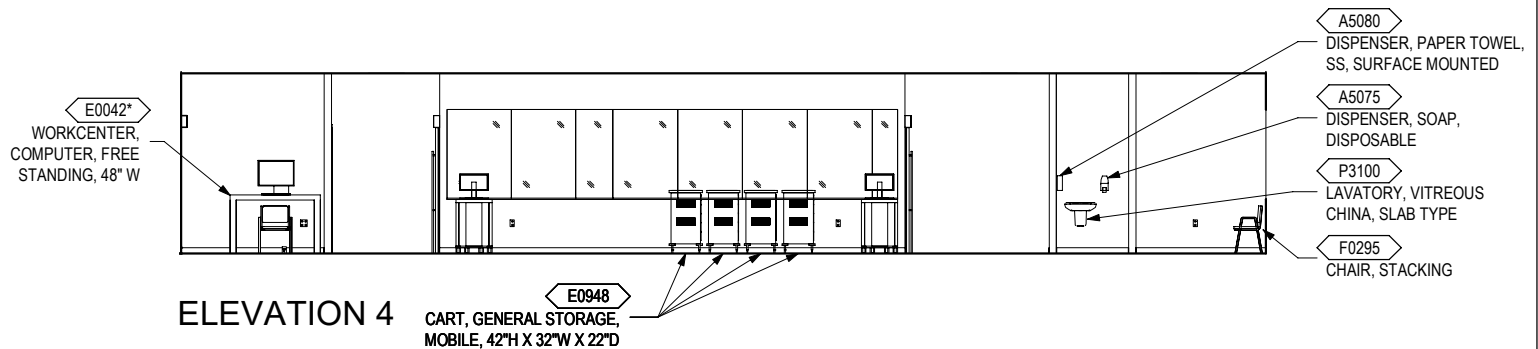
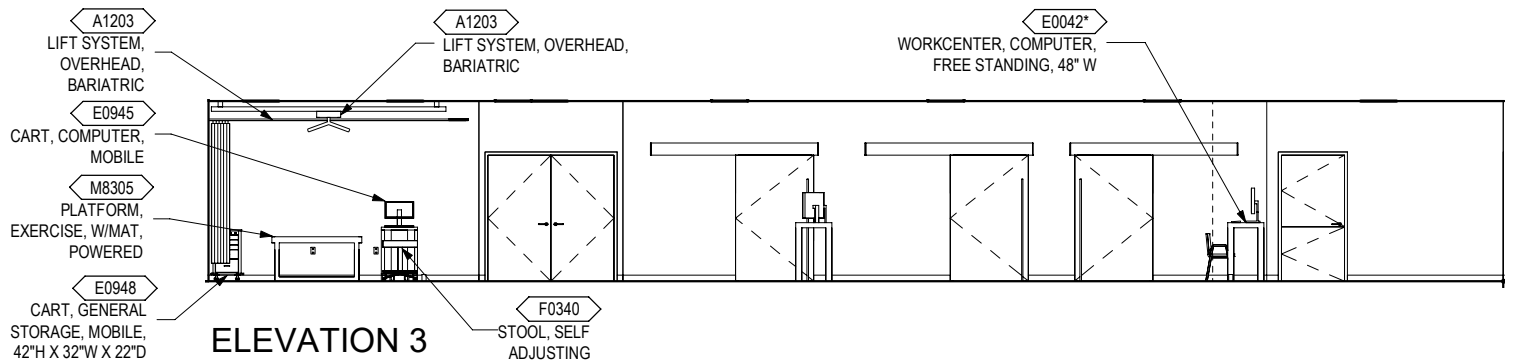
ELEVATION 1



ELEVATION 2

PHYSICAL MEDICINE AND REHABILITATION SERVICE (PMR SVC) OT OPEN TREATMENT AREA - REFERENCE LAYOUT ELEVATIONS

SCALE: 3/32" = 1'-0"



DISCLAIMER: ROOM TEMPLATES ARE GRAPHICAL REPRESENTATIONS OF SELECTED ROOM TYPES THAT ILLUSTRATE VA PLANNING REQUIREMENTS FOR SPACE, ROOM CONTENTS, AND ROOM SPECIFIC ENGINEERING SYSTEMS. THEY PROVIDE TYPICAL CONFIGURATIONS, PLANNING CRITERIA, AND GENERAL TECHNICAL GUIDANCE, AND ARE NOT INTENDED TO BE PROJECT SPECIFIC REQUIREMENTS.

Room Data Sheet: OT Open Treatment Area

ARCHITECTURAL & INTERIOR DESIGN

Ceiling Type:	AT
Ceiling Height:	10'-0"
Ceiling Finish:	
Wall Finish:	P
Wainscot:	-
Base:	RF or WSF (Integral)
Floor Finish:	RF or WSF
Slab Depression:	-
Sound Protection:	STC 45
Doors:	Swing Door (4'W x 7'H)
	Barn Door (42" clear opening x 7'H)
Special Requirement:	-

LIGHTING

Refer to chapter 4.2.11 in the VA Lighting Design Manual for lighting requirements in Physical/Occupational Therapy Rooms.

POWER

Normal Power: Connected to selected receptacles and Equipment.

Emergency Power: Connect selected lighting, receptacles and equipment to the EES. Refer to the VA Electrical Design Manual for information on requirements of the EES.

TELECOMMUNICATION/**SPECIAL TELECOMMUNICATION SYSTEMS**

Data:	YES
Telephone:	YES
Cable Television:	NO
Duress Alarm:	NO
Electronic Access and Door Control:	NO
Intercom:	YES
Motion Intrusion Detection (MID):	NO
Nurse Call	YES
Code Blue:	YES
Public Address:	NO
Security Surveillance Television (SSTV)	NO
VA Satellite TV:	NO
Video Teleconferencing (VTEL):	NO

HEATING, VENTILATING AND AIR CONDITIONING

General Requirement:

The VA HVAC Design Manual Room Data Sheets provide design parameters for CT081, CT082, CT083, CT084, CT091, CT092, and SS215.

PLUMBING AND MEDICAL GASES

Cold Water:	YES
Hot Water:	YES
Drain:	YES
Reagent Grade Water:	NO
Medical Air:	NO
Medical Vacuum:	NO
Oxygen:	NO
Special Requirement	NO

FIRE PROTECTION AND LIFE SAFETY

Alarm Detection:	NO
Alarm Annunciator:	YES
Sprinkler:	YES



OT Open Treatment Area – Equipment List

OT Treatment Station A, PMR Svc (CT081) – Equipment List

JSN	NAME	QTY	ACQ/INS	DESCRIPTION
F0275	Chair, Swivel, High Back	1	VV	Highback contemporary swivel chair, 41" high X 23" wide X 23" deep with five (5) caster swivel base and arms. Chair may be used at desks or in conference rooms. Back and seat are foam padded and upholstered with either woven textile fabric or vinyl.
F0713	Table, Adjustable Height 48W x 24D	1	VV	48W x 24 D adjustable height electric pedestal table with C-foot configuration and integral wire management trough or tray. Height range varies by manufacturer, and model, approximately 22 to 48 inches. Steel tube construction with powder coat finish, and 1 inch thick top with high pressure laminate or wood veneer surface. System includes integral electrical components (including control box, cable trough, power cord for table; U.L. listed pop-up power strip with minimum of two simplex receptacles, data and/or USB ports as needed per facility preference).
M1801	Computer, Microprocessing, w/Flat Panel Monitor	1	VV	Desk top microprocessing computer. The unit shall consist of a central processing mini tower, flat panel monitor, keyboard, mouse and speakers. The system shall have the following minimum characteristics: a 2.8 GHz Pentium processor; 512 MB memory; 80GB hard drive; 32/48x CD-ROM/DVD combo; 1.44MB network interface card; video 32 MB NVIDIA; a 18 inch flat panel monitor. The computer is used throughout the facility to input, manipulate and retrieve information.



OT Treatment Station B, PMR Svc (CT082) – Equipment List

JSN	NAME	QTY	ACQ/INS	DESCRIPTION
G1026	Exercise Apparatus, Weight Training, Multi-Station	1	VV	Multi-station weight training apparatus for physical development and rehabilitation. Unit features a variety of benches, pull bars, supports and seats grouped around a central frame containing one or more weight stacks. Each station is designed to exercise specific muscle groups. A person can perform an extensive weight training routine by moving around the apparatus from station to station. More than one person can use the apparatus simultaneously by training at different stations. The number and types of exercises available depend on the specific model of equipment chosen. Greater system weight capacities for high level athletic competition training are available on some models. The room ceiling may have to be raised to accommodate this equipment. The database specifications refer to a higher end system with a large number of training stations and a standard weight set. Note: This content item is considered the default. Planners have the option to choose between G1026, G1043, M8210, M8230, U0014, or U0015 depending on project specific requirements.
G1043	Ergometer, Recumbent Bicycle, Computer Assisted	1	VV	Computer assisted recumbent bicycle aerobic trainer. The trainer provides aerobic workouts on a computer controlled and monitored recumbent bicycle ergometer. The ergometer has several training routines and intensities which either the exerciser or a therapist can select. The unit display provides a readout of work accomplished as well as graphics to motivate the exerciser. Many models offer optional heart rate monitoring and wheels for easy mobility. Depending on the manufacturer and model, the computer is powered by the exerciser or an external source. The database electrical requirements are for those units requiring electrical power. The trainer is used for cardio-respiratory development in a gym or the exercise area of Physical Therapy. Note: This content item is considered an option. Planners can choose between G1026, G1043, M8210, M8230, U0014, or U0015 depending on project specific requirements.



JSN	NAME	QTY	ACQ/INS	DESCRIPTION
M8210	Cart, Weight, Physical Therapy, w/Weights	1	VV	Physical therapy weight cart equipped with weights, two storage shelves, and racks to store dumbbells. Unit is constructed of quality hardwood and mounted on 4 heavy-duty casters. Used for storage of weights. Note: This content item is considered an option. Planners can choose between G1026, G1043, M8210, M8230, U0014, or U0015 depending on project specific requirements.
M8230	Board, Light, Interactive Touch, Physical Therapy	2	VV	An interactive touch wall consisting of 64 lights to provide visual stimulus and reaction time, hand-eye-foot coordination and training in velocity and jump power. The unit includes a built-in display allowing an exact evaluation of reaction time. Frame is stainless steel with multicolored touch buttons and a integrated control unit in the frame. Used in physical therapy and fitness training. Note: This content item is considered an option. Planners can choose between G1026, G1043, M8210, M8230, U0014, or U0015 depending on project specific requirements.
U0014	Surface, Interactive Therapy	1	VV	A sensor based surface for upper extremity rehabilitation. Note: This content item is considered an option. Planners can choose between G1026, G1043, M8210, M8230, U0014, or U0015 depending on project specific requirements.
U0015	Arm-Shoulder Rehabilitation	2	VV	A unique robotic upper extremity rehabilitation device for neurological and orthopedic conditions. Assists patients with its unique intelligent weight relief. Its three-dimensional therapeutic area and virtual reality promotes therapy progress and allows functional training according the individual rehabilitation goals. Note: This content item is considered an option. Planners can choose between G1026, G1043, M8210, M8230, U0014, or U0015 depending on project specific requirements.

OT Treatment Station C, PMR Svc (CT083) – Equipment List

JSN	NAME	QTY	ACQ/INS	DESCRIPTION
F0340	Stool, Self Adjusting	1	VV	Self adjusting stool. Consists of a foam padded upholstered seat with attached foot rest for added comfort. Mounted on swivel casters. Designed for doctor's use during examinations.
T0975	Table, Hand Therapy	1	VV	A table for use with hand therapy treatment. The table will be height adjustable with an easy to operate crank hydraulic lift system. Table will have a laminated top and telescoping legs.



OT Treatment Station D, PMR Svc (CT084) – Equipment List

JSN	NAME	QTY	ACQ/INS	DESCRIPTION
T0975	Table, Hand Therapy	1	VV	A table for use with hand therapy treatment. The table will be height adjustable with an easy to operate crank hydraulic lift system. Table will have a laminated top and telescoping legs.

OT Treatment Cubicle, PMR Svc (CT091) – Equipment List

JSN	NAME	QTY	ACQ/INS	DESCRIPTION
A1203	Lift System, Overhead, Bariatric	1	CC	An overhead ceiling mounted rail system specifically designed for bariatric patient lifting and movement within a patient room. The system will consist of recessed or ceiling mounted primary and secondary rails, lift motor with carriage, patient harness or seat, and a hand controller or control box with charger (other charging options may be available). System will facilitate lifting and movement of patient to and from bed, to stretcher, chair, bathroom or other requirements. Lifting capacity is 1000 pounds. Custom design of track layout by manufacturer is essential to meet individual facility requirements.
A5180	Track, Cubicle, Surface Mounted, With Curtain	22	VV	Surface mounted cubicle track, with curtain. Track constructed of thick extruded aluminum. Equipped with self lubricating carriers, beaded drop chain hooks, and flame resistant curtain. To include removable end caps. Designed to be suspended around patient areas where privacy is needed. Price listed is per foot of the track, curtains to be priced per quote.
E0945	Cart, Computer, Mobile	1	VV	A mobile computer cart for use throughout the facility. The cart dimensions will be approximately 45" H x 30" W x 22" D with casters. May include drawers and miscellaneous other accessories that will be determined at time of purchase. This Typical may include: 1 Cart Body, w/Computer Support, Style-A Narrow, w/Raised Edge Top 1 Flip-Up Shelf 1 Sharps Container Holder 1 Wastebasket 1 Chart Holder 2 Drawers, 3"H 2 Drawers, 6"H 3 Accessory Rail, Side Drawer Organizer Bins
E0948	Cart, General Storage, Mobile, 42"H x 32"W x 22"D	1	VV	THIS TYPICAL INCLUDES: 1 Cart Body, Style-A Narrow, w/Raised Edge Top 2 Drawers, 3" H 4 Drawers, 6" H 1 Accessory Rail, Side Drawer Organizer Bins



JSN	NAME	QTY	ACQ/INS	DESCRIPTION
F0340	Stool, Self Adjusting	1	VV	Self adjusting stool. Consists of a foam padded upholstered seat with attached foot rest for added comfort. Mounted on swivel casters. Designed for doctor's use during examinations.
M8305	Platform, Exercise, w/Mat, Powered	1	VV	Exercise platform with power height adjustment. The platform rests on one or two pedestal bases which contain the power mechanism for adjusting the table height. The platform top or removable mattress is covered with heavy duty, nylon-reinforced vinyl for durability. The adjustable height feature is designed to accommodate patients who have difficulty sitting or transferring from a wheelchair as well as providing an optimal working height for the physical therapist once the patient is on the table. Larger and smaller units as well as manual crank platform tables are available.
U0009	Folding Side Chair, W/H	1	VV	Wall Mounted Folding Side Chair. Wall hung chair that can be folded up when not in use. Weight capacity 300 lbs.

OT Veteran Wellness Station, PMR Svc (CT092) – Equipment List

JSN	NAME	QTY	ACQ/INS	DESCRIPTION
A5075	Dispenser, Soap, Disposable	2	VV	Disposable soap dispenser. One-handed dispensing operation. Designed to accommodate disposable soap cartridge and valve.
A5077	Dispenser, Hand Sanitizer, Hands-Free	2	VV	A touch free wall-mounted hand sanitizer dispenser. For use throughout a healthcare facility. Unit does not include the sanitizing liquid. Units are battery operated.
A5080	Dispenser, Paper Towel, SS, Surface Mounted	2	CC	A surface mounted, satin finish stainless steel, single-fold, paper towel dispenser. Dispenser features: tumbler lock; front hinged at bottom; and refill indicator slot. Minimum capacity 400 single-fold paper towels. For general purpose use throughout the facility.
P3100	Lavatory, Vitreous China, Slab Type	2	CC	Wall mounted, slab type, vitreous china, lavatory (approximate bowl size 7"x15"x10") with: faucet holes on 4" centers; gooseneck spout; wrist blade handles; and grid strainer. It shall be suitable for use in clinics, offices, washrooms or patient care area.
R2201	Fountain, Water, CRS, Wall Mounted, 2 Level	2	CC	Drinking water fountain. This unit is a wall mounted, combination handicap and general public (2 level) dispenser. It contains an air cooled compressor with CRS wall protector. Specify with or without glass filler. It provides cool fresh drinking water, for hospitals and commercial office buildings.



OT Indoor Training Vehicle Station, PMR Svc (CT116) – Equipment List

JSN	NAME	QTY	ACQ/INS	DESCRIPTION
M8285	Simulator, Driving, Work Therapy	1	VV	Driving simulator used for work hardening programs in occupational and physical therapy. Device includes driver's seat which may be adjusted to simulate a variety of seat configurations and an adjustable steering wheel/control console to permit a variety of vehicles to be simulated. Entire system is mounted on retractable castors for mobility within the clinic. Simulator includes vibration generator in the seat section to accurately reproduce driving stresses.

OT Treatment Station Support, PMR Svc (CT119) – Equipment List

JSN	NAME	QTY	ACQ/INS	DESCRIPTION
A1010	Telecommunication Outlet	4	VV	Telecommunication outlet location.
A1014	Telephone, Wall Mounted, 1 Line, With Speaker	1	VV	Telephone, wall mounted, 1 line, with speaker.
A1080	Mirror, Posture, Wall Mounted	4	CC	Wall mounted posture mirror. Consists of a 1/4" plate glass in a sturdy corrosion resistant frame with water proof back. For educational and therapy programs.
E0948	Cart, General Storage, Mobile, 42"H x 32"W x 22"D	1	VV	THIS TYPICAL INCLUDES: 1 Cart Body, Style-A Narrow, w/Raised Edge Top 2 Drawers, 3" H 4 Drawers, 6" H 1 Accessory Rail, Side Drawer Organizer Bins
F0295	Chair, Stacking	9	VV	Stacking chair, approximately 34" H X 21" W X 24" D. May be stacked up to 20 high depending upon the model selected. These chairs are intended primarily as overflow capacity for conference rooms.
F2000	Basket, Wastepaper, Fire Resistant	2	VV	Wastepaper basket, fire resistant, approximately 40 quart capacity. This unit is used to collect and temporarily store small quantities of paper refuse in patient rooms, administrative areas and nursing stations. Size and shape varies depending on the application and manufacturer selected.
F3200	Clock, Battery, 12" Diameter	1	VV	Clock, 12" diameter. Round surface, easy to read numbers with sweep second hand. Wall mounted unit for use when impractical to install a fully synchronized clock system. Battery operated, (batteries not included).



JSN	NAME	QTY	ACQ/INS	DESCRIPTION
M8080	Lift, Patient, Hydraulic, 350 Lb. Cap, Adj U-Base	1	VC	Hydraulic patient lift with an adjustable U shaped base and a 350 pound capacity. Unit can also be equipped with battery power and an automatic recharger, nylon stretcher and weighing mechanisms. The unit is mounted on locking ball bearing casters for safety and stability. The database height refers to fully extended lifting arms. Designed for patient lifting.
M8115	Conditioner, Cold Treatment Pack	1	VV	Refrigeration unit for twelve cold therapy packs. Unit features thermostatic temperature control, automatic defrosting and refrigeration grade insulation. Interior chamber is designed to facilitate periodic cleaning. Smaller capacity models are available.
M8120	Therapy Unit, Hydroculator	1	VV	Moist Heat Therapy Unit, also referred as a Hydrocollator Heating Unit, are used to apply effective heat to hot packs used in moist heat therapy. Unit is supplied ready for immediate use and requires no special plumbing. Unit features: stainless steel insulated wall, thermostatically controlled, casters (mobile units only), and standard size Hot Packs. Other unit sizes and accessories (variety of hot packs, tongs, side table rack, etc.) are available.
M8174	Ultrasound/Neuromuscular Stimulation Combo Unit	1	VV	Ultrasound unit in combination with a neuromuscular stimulator; unit can deliver both types of treatments simultaneously or individually. The ultrasound unit operates at one or more frequencies. The electrotherapy portion of the instrument can operate at set voltages or continuously variable across a range. Depending on the ultrasound frequency and electrotherapy voltage, the clinician selects one of several treatment unit heads. Some models feature microprocessor controls, data collection, data correlation and data downloading for analysis over time.

