

# ELECTRICAL SYMBOLS - LIGHTING PLAN



SWITCH, CEILING MOUNTED PULL

\$#

SWITCH (# SUBSCRIPT AS INDICATED BELOW):

BLANK = SINGLE POLE

2 = DOUBLE POLE

3 = THREE-WAY

4 = FOUR-WAY

D = DIMMER

K = KEY OPERATED

LV= LOW VOLTAGE

P = WITH PILOT LIGHT

LM= LOW VOLTAGE MASTER

RC= REMOTE CONTROL

PB= PUSH BUTTON STATION

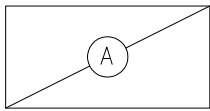
WP= WEATHER PROOF

T = TIMER OPERATED

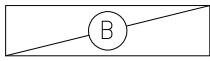
Mo= OCCUPANCY SENSOR



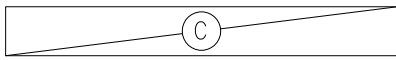
RECESSED DOWNLIGHT FIXTURE, LETTER INDICATES TYPE.



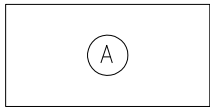
LIGHT FIXTURE, RECESSED, 610x1220mm (2'x4');  
LETTER INDICATES TYPE.



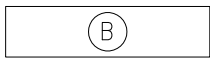
LIGHT FIXTURE, RECESSED, 305x1220mm (1'x4');  
LETTER INDICATES TYPE.



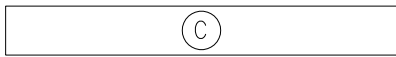
LIGHT FIXTURE, RECESSED, 305x2439mm (1'x8'); LETTER  
INDICATES TYPE.



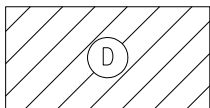
LIGHT FIXTURE, SURFACE MOUNTED, 610x1220mm (2'x4');  
LETTER INDICATES TYPE.



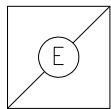
LIGHT FIXTURE, SURFACE MOUNTED, 305x1220mm (1'x4'); LETTER  
INDICATES TYPE.



LIGHT FIXTURE, SURFACE MOUNTED, 305x2439mm (1'x8');  
LETTER INDICATES TYPE.



LIGHT FIXTURE, EMERGENCY;  
LETTER INDICATES TYPE.



LIGHT FIXTURE, RECESSED, 610x610mm (2'x2'); LETTER INDICATES  
TYPE.

**VA**



U.S. Department  
of Veterans Affairs

DETAIL TITLE / ELECTRICAL SYMBOLS-LIGHTING PLAN

SCALE: NONE

DATE ISSUED: JULY 1, 2020

CAD DETAIL NO.:

SD260511-12.DWG