











## COMMUNICATION SYMBOLS

	OUTLET, COMBINATION TELEPHONE/DATA COMMUNICATION
—CATV—	CABLE TELEVISION LINE = CATV
—CCTV—	CLOSED CIRCUIT TELEVISION LINE = CCTV. MINIMUM 1" [25mm] CONDUIT
—FO—	FIBEROPTICS LINE = FO
— T —	TELEPHONE LINE = T
— I —	INTERCOM LINE = I. MINIMUM 3/4" [19mm] CONDUIT.
— S —	SOUND LINE = S
—NC—	NURSE CALL LINE = NC. MINIMUM 3/4" [19mm] CONDUIT.
— R —	RADIO CONDUIT RUN, MINIMUM 3/4" [19mm] CONDUIT.
	TELECOMMUNICATIONS MANHOLE
	FLOOR RECEPTACLE, TELEPHONE
	OUTLET TELEPHONE; LETTER INDICATES AS FOLLOWS: J = JACK TYPE                  W = WALL TYPE
	OUTLET DATA ONLY
	OUTLET; LETTER INDICATES AS FOLLOWS: A = AUDIO                  V = VIDEO                  I = INTERCOM
	SPEAKER, CEILING MOUNTED, "X" INDICATES THE TYPE, PROVIDE SCHEDULE ON LEGEND
	SPEAKER, WALL MOUNTED, "X" INDICATES THE TYPE, PROVIDE SCHEDULE ON LEGEND. MTD. 7'-6" [2286mm] AFF UNLESS OTHERWISE NOTED.
	RADIO CHANNEL SELECTOR FACILITIES, MTD. 4'-6" [1372mm] AFF UNLESS OTHERWISE NOTED.
	SPEAKER PROGRAM SELECTOR SWITCH & VOLUME CONTROL MTD. 4'-6" [1372mm] AFF UNLESS OTHERWISE NOTED.

