



U.S. Department
of Veterans Affairs

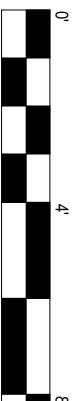
BLOOD SPECIMEN COLLECTION ROOM (LBVP1)

DISCLAIMER

Plot Date: 6/27/2018 3:35:27 PM

SKETCH TITLE

SCALE:



DISCLAIMER:

ROOM TEMPLATES ARE A CRITICAL COMPONENT TO VA TECHNICAL INFORMATION LIBRARY (TIL) WHICH PROVIDES STANDARDS FOR ALL VA PLANNING, DESIGN, AND CONSTRUCTION PROJECTS. ROOM TEMPLATES ARE DEPARTMENT AND ROOM ALIGNED CRITERIA DESCRIBING SPACE, ROOM CONTENTS, AND OTHER TECHNICAL REQUIREMENTS FOR THE DEVELOPMENT OF VA PROJECTS. ROOM TEMPLATES COMMUNICATE THE BASIS OF DESIGN (BOD) AND ARE REQUIRED TO BE UTILIZED BY PROJECT TEAMS WORKING ON NEW CONSTRUCTION AND RENOVATIONS OF EXISTING FACILITIES. THE MATERIAL CONTAINED IN THE ROOM TEMPLATE CONSTITUTES A STANDARD FOR VA PLANNING, DESIGN, AND CONSTRUCTION. ANY SUBSTANTIAL VARIANCE FROM STANDARDS SHALL BE CONSIDERED ONLY AS REQUIRED TO ACCOMMODATE SPECIFIC SITE, FUNCTIONAL, AND OPERATIONAL CONDITIONS. EACH SUBSTANTIAL VARIANCE SHALL HAVE A BASIS OF RATIONALE AND BE DOCUMENTED IN THE PROJECT RECORD.

CLINICIANS, PROVIDERS, PRIMARY USERS, AND OTHER STAKEHOLDERS SHALL BE INVOLVED IN PROJECT SPECIFIC DEVELOPMENT OF ROOM TEMPLATES AND BIM TEST-FITS TO BEST ADAPT STANDARDS FOR SPECIFIC FUNCTIONAL, OPERATIONAL, AND SITE CONDITIONS AND TO PROVIDE OPTIMUM SERVICES ENVIRONMENTS FOR VETERANS. STAKEHOLDER INVOLVEMENT AND REQUIREMENTS SHALL BE DOCUMENTED IN THE PROJECT RECORD.

ROOM TEMPLATES ARE NOT PROJECT-SPECIFIC. SITE SPECIFIC ISSUES MUST BE ADDRESSED WITH THE CONTEXT OF VA STANDARDS AND APPLIED TO EACH INDIVIDUAL PROJECT. USE OF THIS ROOM TEMPLATE DOES NOT PRECLUDE THE NEED FOR, NOR ABSOLVE PLANNERS, DESIGNERS, AND CONSTRUCTORS OF THEIR RESPONSIBILITY TO PROVIDE COMPLETE, FUNCTIONAL, SAFE, AND SECURE DESIGNS SUITED TO THE UNIQUE REQUIREMENTS OF EACH PROJECT.

EQUIPMENT AND SYSTEMS ARE SHOWN IN AN ILLUSTRATIVE, PERFORMANCE-BASED FORMAT AND ARE NOT INTENDED TO DEPICT, SUGGEST, OR OTHERWISE CONSTITUTE ENDORSEMENT OF ANY SPECIFIC PRODUCT OR MANUFACTURER. MANUFACTURERS SHOULD BE CONSULTED FOR ACTUAL DIMENSIONS, CONFIGURATIONS, AND UTILITY REQUIREMENTS.

DISCLAIMER: ROOM TEMPLATES ARE GRAPHICAL REPRESENTATIONS OF SELECTED ROOM TYPES THAT ILLUSTRATE VA PLANNING REQUIREMENTS FOR SPACE, ROOM CONTENTS, AND ROOM SPECIFIC ENGINEERING SYSTEMS. THEY PROVIDE TYPICAL CONFIGURATIONS, PLANNING CRITERIA, AND GENERAL TECHNICAL GUIDANCE, AND ARE NOT INTENDED TO BE PROJECT SPECIFIC REQUIREMENTS.

BLOOD SPECIMEN COLLECTION ROOM (LBVP1)

LEGEND

SKETCH TITLE

SCALE: 1/4" = 1'-0"



Plot Date: 6/27/2018 3:35:27 PM

ROOM NAME (ROOM CODE) AREA NSF	ROOM TAG		EQUIPMENT JSN NUMBER & NAME		ELEVATION REFERENCE
℄	CENTERLINE	-----	OVERHEAD LINES	-----	CLEARANCE LINES
	2X2 ACOUSTIC CEILING SYSTEM		COMPOUND CEILING, GYPSUM BOARD ON METAL STUD		SPRINKLER HEAD
	2X4 TROFFER LIGHT FIXTURE		2X2 TROFFER LIGHT FIXTURE		RECESSED CAN LIGHT FIXTURE
	EXHAUST REGISTER		RETURN REGISTER		SUPPLY DIFFUSER
	SINGLE SWITCH		MULTIPLE SWITCH (SUBSCRIPT INDICATES QUANTITY)		DIMMER SWITCH
	WALL-MOUNTED DATA OUTLET		WALL-MOUNTED DUPLX OUTLET		WALL-MOUNTED QUADRAPLEX OUTLET
	FLOOR-MOUNTED DATA OUTLET		FLOOR-MOUNTED DUPLX OUTLET		FLOOR-MOUNTED QUADRAPLEX OUTLET

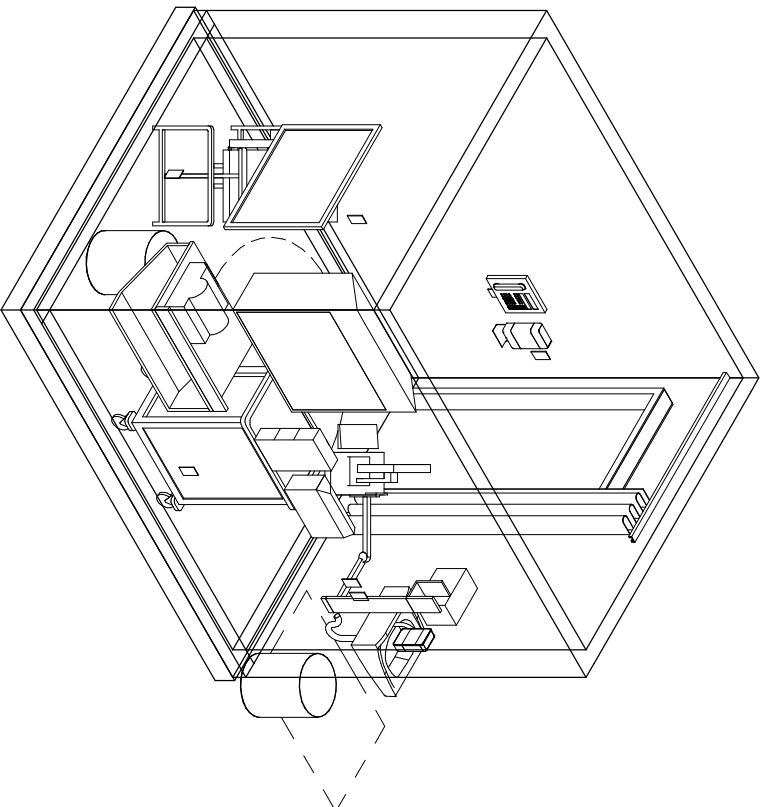
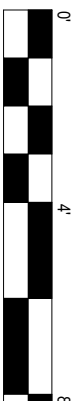
DISCLAIMER: ROOM TEMPLATES ARE GRAPHICAL REPRESENTATIONS OF SELECTED ROOM TYPES THAT ILLUSTRATE VA PLANNING REQUIREMENTS FOR SPACE, ROOM CONTENTS, AND ROOM SPECIFIC ENGINEERING SYSTEMS. THEY PROVIDE TYPICAL CONFIGURATIONS, PLANNING CRITERIA, AND GENERAL TECHNICAL GUIDANCE, AND ARE NOT INTENDED TO BE PROJECT SPECIFIC REQUIREMENTS.

BLOOD SPECIMEN COLLECTION ROOM (LBVP1) AXONOMETRIC

Plot Date: 6/27/2018 3:35:28 PM

SKETCH TITLE

SCALE:



DISCLAIMER: ROOM TEMPLATES ARE GRAPHICAL REPRESENTATIONS OF SELECTED ROOM TYPES THAT ILLUSTRATE VA PLANNING REQUIREMENTS FOR SPACE, ROOM CONTENTS, AND ROOM SPECIFIC ENGINEERING SYSTEMS. THEY PROVIDE TYPICAL CONFIGURATIONS, PLANNING CRITERIA, AND GENERAL TECHNICAL GUIDANCE, AND ARE NOT INTENDED TO BE PROJECT SPECIFIC REQUIREMENTS.

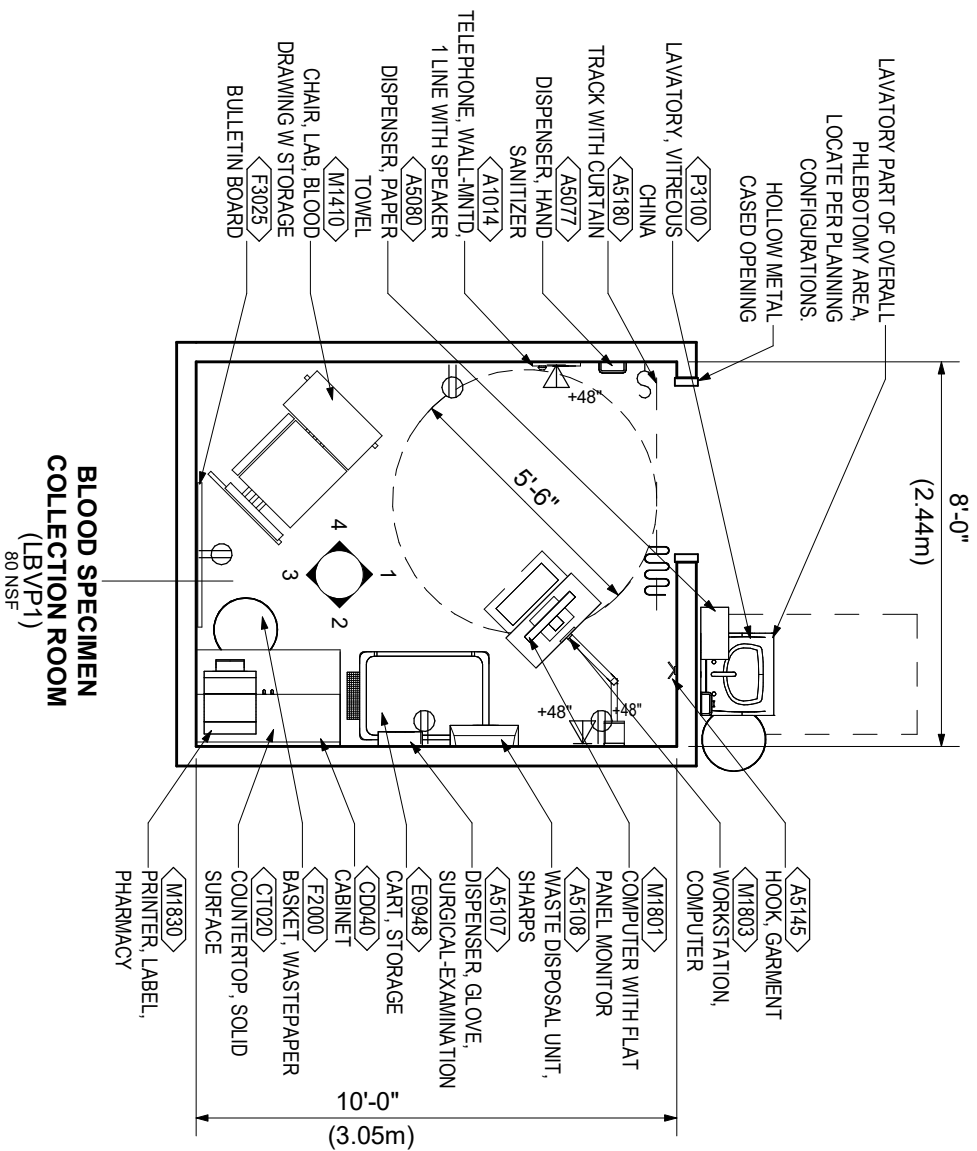
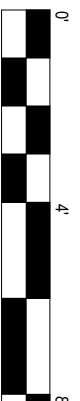


**BLOOD SPECIMEN COLLECTION ROOM (LBVP1)
FLOOR PLAN (80 NSF / 7.43 NSM)**

Plot Date: 6/27/2018 3:35:28 PM

SKETCH TITLE

SCALE: 1/4" = 1'-0"



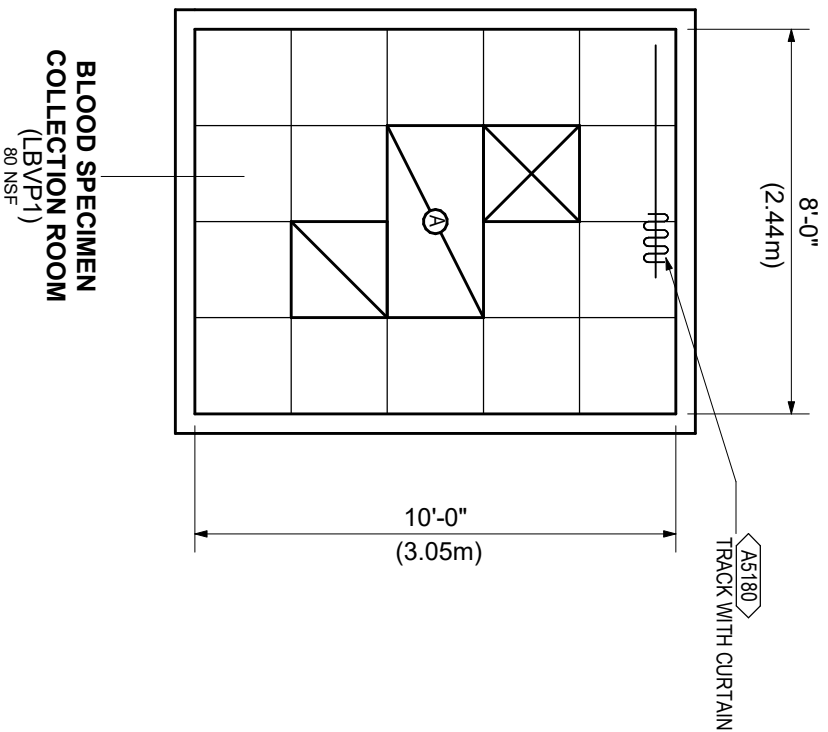
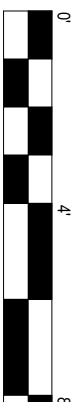
DISCLAIMER: ROOM TEMPLATES ARE GRAPHICAL REPRESENTATIONS OF SELECTED ROOM TYPES THAT ILLUSTRATE VA PLANNING REQUIREMENTS FOR SPACE, ROOM CONTENTS, AND ROOM SPECIFIC ENGINEERING SYSTEMS. THEY PROVIDE TYPICAL CONFIGURATIONS, PLANNING CRITERIA, AND GENERAL TECHNICAL GUIDANCE, AND ARE NOT INTENDED TO BE PROJECT SPECIFIC REQUIREMENTS.

BLOOD SPECIMEN COLLECTION ROOM (LBVP1) REFLECTED CEILING PLAN

Plot Date: 6/27/2018 3:35:29 PM

SKETCH TITLE

SCALE: 1/4" = 1'-0"



DISCLAIMER: ROOM TEMPLATES ARE GRAPHICAL REPRESENTATIONS OF SELECTED ROOM TYPES THAT ILLUSTRATE VA PLANNING REQUIREMENTS FOR SPACE, ROOM CONTENTS, AND ROOM SPECIFIC ENGINEERING SYSTEMS. THEY PROVIDE TYPICAL CONFIGURATIONS, PLANNING CRITERIA, AND GENERAL TECHNICAL GUIDANCE, AND ARE NOT INTENDED TO BE PROJECT SPECIFIC REQUIREMENTS.

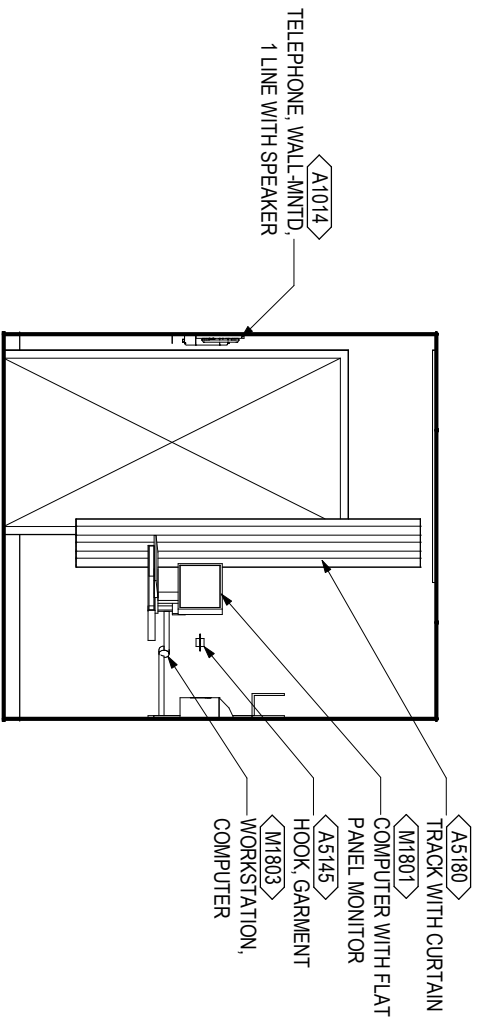
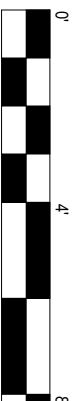
BLOOD SPECIMEN COLLECTION ROOM (LBVP1)

ELEVATIONS

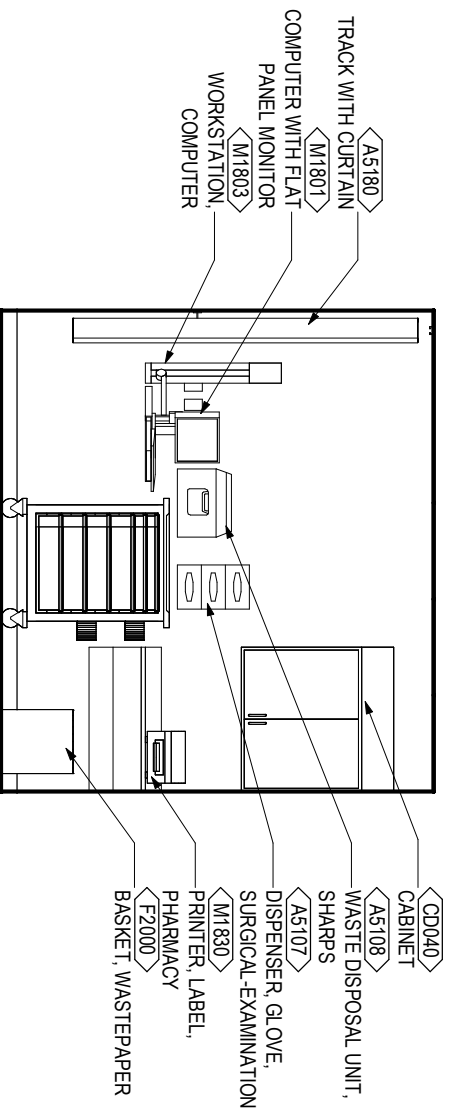
SKETCH TITLE

Plot Date: 6/27/2018 3:35:29 PM

SCALE: 1/4" = 1'-0"



ELEVATION 1



ELEVATION 2

DISCLAIMER: ROOM TEMPLATES ARE GRAPHICAL REPRESENTATIONS OF SELECTED ROOM TYPES THAT ILLUSTRATE VA PLANNING REQUIREMENTS FOR SPACE, ROOM CONTENTS, AND ROOM SPECIFIC ENGINEERING SYSTEMS. THEY PROVIDE TYPICAL CONFIGURATIONS, PLANNING CRITERIA, AND GENERAL TECHNICAL GUIDANCE, AND ARE NOT INTENDED TO BE PROJECT SPECIFIC REQUIREMENTS.

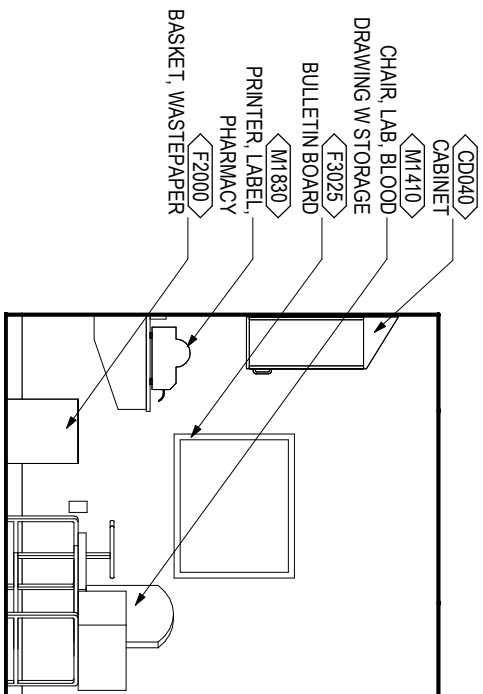
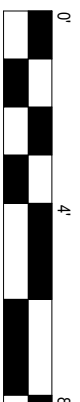
BLOOD SPECIMEN COLLECTION ROOM (LBVP1)

ELEVATIONS

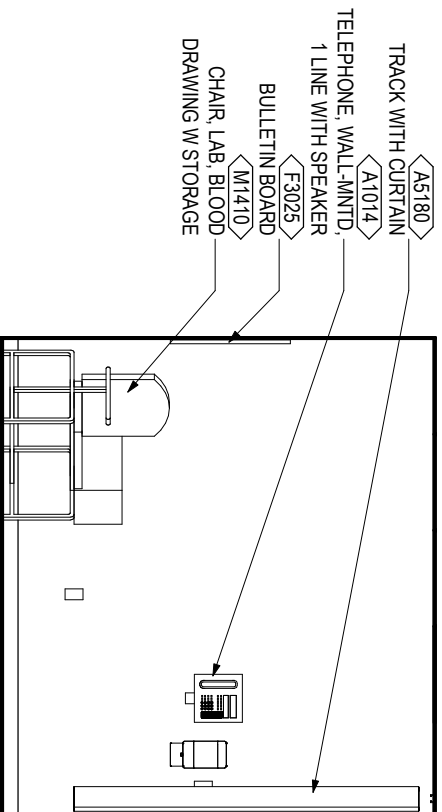
SKETCH TITLE

SCALE: 1/4" = 1'-0"

Plot Date: 6/27/2018 3:35:30 PM



ELEVATION 3



ELEVATION 4

DISCLAIMER: ROOM TEMPLATES ARE GRAPHICAL REPRESENTATIONS OF SELECTED ROOM TYPES THAT ILLUSTRATE VA PLANNING REQUIREMENTS FOR SPACE. ROOM CONTENTS, AND ROOM SPECIFIC ENGINEERING SYSTEMS. THEY PROVIDE TYPICAL CONFIGURATIONS, PLANNING CRITERIA, AND GENERAL TECHNICAL GUIDANCE. AND ARE NOT INTENDED TO BE PROJECT SPECIFIC REQUIREMENTS.

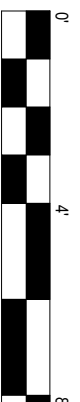


**BLOOD SPECIMEN COLLECTION ROOM (LBVP1)
ROOM DATA**

Plot Date: 6/27/2018 3:35:30 PM

SKETCH TITLE

SCALE:



ARCHITECTURAL & INTERIOR DESIGN

Ceiling Type:	GWB-P; AT
Ceiling Height:	9'-0" (2700mm)
Ceiling Finish:	--
Wall Finish:	m: GWB f:SC
Wainscot:	--
Base:	m: WSF at h: 4" (100mm)
Floor Finish:	WSF
Slab Depression:	--
Sound Protection:	STC 40
Doors:	m:Wood t:1 (Note 1) s:V
Special Requirement:	--

Notes:
Ref. Door Type Detail #SSD080000-01 for door types
Ref. Door Sizes Detail #SSD080000-02 for door sizes
1) Optional Partial lite as shown. Louver as required.

TELECOMMUNICATION / SPECIAL SYSTEMS

Data:	Yes
Telephone:	Yes
Cable Television:	--
Duress Alarm:	--
Electronic Access and Door Control:	--
Intercom:	--
Motion Intrusion Detection (MID):	--
Nurse Call:	--
Code Blue:	--
Public Address:	--
Security Surveillance Television (SSTV):	--
VA Satellite TV:	--
Video Teleconferencing (VTEL):	--
Special Requirement:	--

Notes:

PLUMBING AND MEDICAL GASES

Design in accordance with project requirements.	
Cold Water:	Yes
Hot Water:	Yes
Drain:	--
Reagent Grade Water:	--
Medical Air:	--
Medical Vacuum:	--
Oxygen:	--
Special Requirement:	--

Notes:

HEATING, VENTILATING, AND AIR CONDITIONING

Refer to HVAC Design Manual.
Design in accordance with project requirements.
Refer to the current version of PG-18-10 Chapter 6 Table 5 – "Mechanical Room Data Sheets" for room temperatures, humidity range, room air change requirements, and pressurization

Notes:

FIRE PROTECTION AND LIFE SAFETY

Design in accordance with project requirements.	
Alarm Detection:	Visual (15cd), center of tile
Alarm Annunciator:	--
Sprinkler:	Recessed pendant, center of tile

Notes:

LIGHTING

General Requirement: Lighting system design shall be based on the guidance of applicable Illuminating Engineering Society North America (IESNA) Standards.
Luminaire Type: Design in accordance with project requirements.

Special Requirement:

Notes: Provide ballasts per fixture for desired switching configuration. To provide a uniform lighting level, switch inner lamp(s) on first switch and outer lamps on second switch.

POWER

Electrical system design to comply with the latest NFPA 70 and 99
Design in accordance with project requirements.
Normal Power: Connect to receptacles and equipment
Emergency Power: --
Special Requirement: --
Notes: --